

Upadhyaya Awarded MRS-I Medal

Gopal S. Upadhyaya, a professor since 1976 in the Department of Metallurgical Engineering at the Indian Institute of Technology (Kanpur), recently was awarded the 1993 MRS-I (Materials Research Society of India) Medal in recognition of his excellence in the field of sintering science and technology. Upadhyaya delivered the Medal Lecture, "Novel Sintered Cutting Tool Materials," based on the research of his team at the institute. In his talk, he elaborated on new findings related to high-speed steel-based composites containing refractory compound particles produced through liquid-phase sintering, and also on the

fundamental issues related to the binder substitution in WC-Co cemented carbides. These investigations have led to better tool lives.

Upadhyaya was president of the Powder Metallurgy Association of India for two consecutive terms. He has authored or co-authored more than 200 papers and six books. His latest book, *Powder Processing of High T_c Oxide Superconductors and Their Properties* (1992), is published by Trans Tech Publications Ltd., Switzerland (U.S. distributor: Ashgate Publishing Co., Old Post Road, Brookfield, VT 05036).



Recommend the *MRS Bulletin* to your library today. Thank you.


QC2a DIFFRACTOMETER

"Take control of your process with the Bede QC2a Quality Control Diffractometer"

Bede
scientific

Suppliers of X-ray Characterisation Systems to High Technology Industries

FOR FURTHER DETAILS OF OUR PRODUCTS AND WORLDWIDE AGENCY NETWORK CONTACT:
BEDE SCIENTIFIC INSTRUMENTS LTD.
LINDSEY PARK, BOWBURN,
DURHAM DH6 5PF.
TEL: +44 (0) 91 377 2476
FAX: +44 (0) 91 377 3013



Do you:

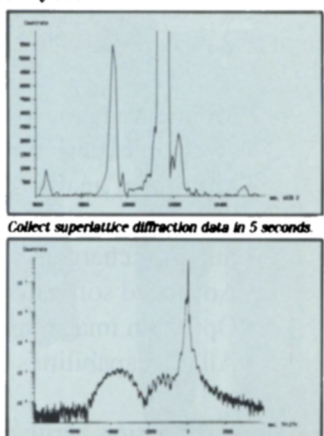
- Routinely want to perform high resolution diffraction measurements, but lack time to master new experimental techniques?
- Need a compact, maintenance-free system that you can put in your clean room?
- Need to process a large number of samples in a short space of time?
- Need to map layer thickness, mismatch and quality over a large area, non-destructively and automatically?

Then the Bede QC2a is the answer, a simple to use, air-cooled, self-contained high resolution X-ray diffraction system offering.

- Data collection in seconds
- Experimental backgrounds as low as 0.3 cps for "difficult" samples
- Peak count-rates in excess of 100,000 cps
- Horizontal specimen loading
- A full 150mm of X and Y mapping
- Access to asymmetric reflections for the measurement of relaxed systems
- Automatic peak finding and sample optimisation

All this and more with no messy alignment procedures and minimal user training.

Why not find out why major semiconductor fabrication labs around the world couldn't operate without their Bede QC instrument?

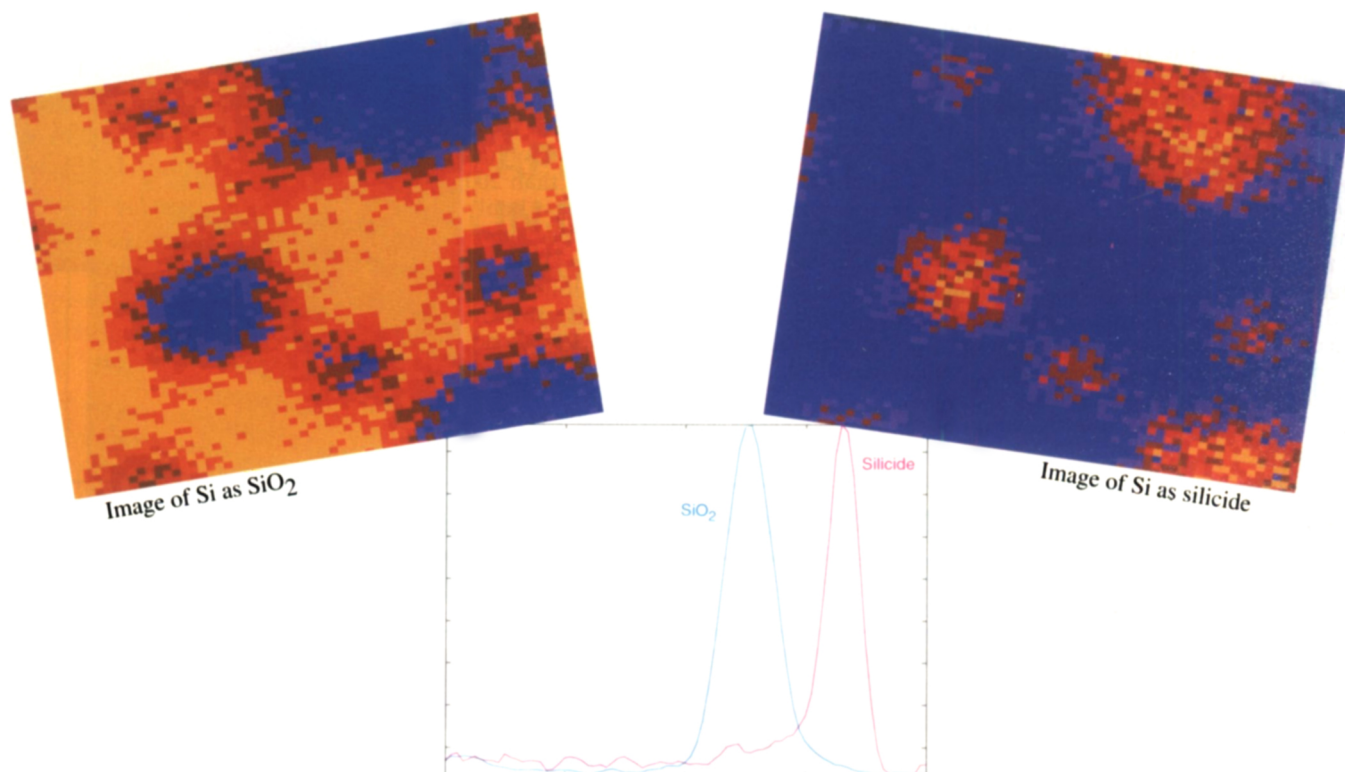


Collect superlattice diffraction data in 5 seconds

Or resolve fringes at the 1cps level!

Circle No. 18 on Reader Service Card.

A New Definition of Surface Chemical Analysis



The 5600ci was used to image the silicon chemistry of a blistered thin film. Spectral data stored at each pixel were examined and two separate silicon chemical states were identified (bottom). The map was separated into two images -- Si as SiO₂, and Si as silicide.

**SURFACE
ANALYSIS**

**Introducing the best way to analyze the surface of a material
— the PHI 5600ci XPS MultiTechnique.**

The 5600ci offers superior XPS chemical state imaging with spectroscopy in a fully integrated surface analysis system that provides all the capabilities you need:

- Monochromator for unsurpassed energy resolution.
- 16 channel detector for rapid multiple chemical state imaging.
- Multipoint analysis for fast, efficient depth profiling.
- Computer-designed lens for quantitative small area analysis.
- Superior charge neutralization for unambiguous insulator analysis.
- Advanced software for fast, flexible performance and ease of use.
- Optimum image processing and data processing with PHI-MATLAB.
- All the capabilities of the 5600 MultiTechnique, plus imaging of chemical states.

For more information, write or call the regional office listed below.

PERKIN ELMER

Perkin-Elmer, Physical Electronics Division, 6509 Flying Cloud Drive, Eden Prairie, MN 55344, 612-828-6100
Bodenseewerk Perkin-Elmer GmbH, Physical Electronics Europe, Bruckmannring 40, D-8042 Oberschleifheim, (Munich), Germany, 49-089-315717-0
ULVAC-PHI, Inc., 2500 Hagisono, Chigasaki-shi, Kanagawa-ken, 253, Japan, 81-0467-856522

Circle No. 19 on Reader Service Card.