

THE CANADIAN JOURNAL OF

# Neurological Sciences

LE JOURNAL CANADIEN DES

# Sciences Neurologiques

AN INTERNATIONAL JOURNAL / UN JOURNAL INTERNATIONAL

## REVIEW ARTICLE

- 177 Protection of the Brain After Aneurysmal Rupture – Richardson Lecture  
*Bryce Weir*

## ORIGINAL ARTICLES

- 187 Ruptured and Unruptured Intracranial Aneurysms – Surgical Outcome  
*Gary A Dix, William Gordon, Anthony M Kaufmann, Ian S Sutherland and Garnette R Sutherland*
- 192 Nerve Microvessel Changes in Diabetes are Prevented by Aldose Reductase Inhibition  
*Timothy J Benstead and Virgilio E Sangalang*
- 198 Sulindac in Established Experimental Diabetes: a Follow-up Study  
*Paul van der Sloot, Andrew Mizisin and Douglas Zochodne*
- 202 Experimental Delayed Postischemic Spinal Cord Hypoperfusion After Aortic Cross-clamping  
*F Follis, K Miller, OU Scremin, S Pett, R Kessler, T Temes and JA Wernly*
- 208 Long Term Intrathecal Baclofen Therapy in Patients with Intractable Spasticity  
*WJ Becker, CJ Harris, ML Long, DP Ablett, GM Klein and DA DeForge*
- 218 The Excitability of Human Corticospinal Neurons is Depressed by Thiopental  
*K Kong, C Ukachoke, G McGuire, D Wong and P Ashby*
- 223 An Open Trial of Pyridostigmine in Post-poliomyelitis Syndrome  
*Daria A Trojan and Neil R Cashman*
- 228 Screening for Major Depression in the Early Stages of Multiple Sclerosis  
*Michael JL Sullivan, Brian Weinshenker, Samuel Mikail and Scott R Bishop*
- 232 Environmental Exposures in Elderly Canadians with Parkinson's Disease  
*S Chaturvedi, T Østbye, AJ Stoessl, H Merskey and V Hachinski*
- 235 Stereotactic Insertion of an Ommaya Reservoir: Technical Note  
*Michael W McDermott, Samuel F Ciricillo, Philip H Gutin and Michael SB Edwards*
- 239 "Unexplained" Delayed Death From Fungal Meningitis After Meningioma Resection  
*R John Hurlbert, Juan M Bilbao and William S Tucker*
- 244 Paradoxical Autonomic Response to Procyclidine in the Neuroleptic Malignant Syndrome  
*Martin V Balzan*

## CORRESPONDENCE

- What's in a Name? 247  
*Cedric S Raine*
- Reply from the Editor 247

**31st CANADIAN  
CONGRESS OF  
NEUROLOGICAL  
SCIENCES**

June 25 - 29, 1996  
London, Ontario

*The official Journal of:* The Canadian Neurological Society, The Canadian Neurosurgical Society,  
The Canadian Society of Clinical Neurophysiologists, The Canadian Association for Child Neurology



**FIND THE EPIVAL PATIENT.**

## Epival For Control Over Daily Living.

With Epival, epileptic patients can appear "just like anyone else."

Epival has been associated with little effect on learning and cognition.<sup>1</sup> It is effective in primary generalized epilepsy<sup>2-4</sup> as well as in partial seizures that secondarily generalize.<sup>5,6,†</sup> And it is generally well tolerated,<sup>7</sup> causing less GI irritation (nausea, vomiting and indigestion) than valproic acid.<sup>8</sup>

Prescribe Epival — by name only — to help restore your patients' control over daily living.

Because there's more to anticonvulsant therapy than seizure control.

*Write it by name only...*

**Epival\***  
(divalproex sodium)

*Helps put patients back in control.*

†For use as sole or adjunctive therapy in the treatment of simple or complex absence seizures, including petit mal and is useful in primary generalized seizures with tonic-clonic manifestations. EPIVAL may also be used adjunctively in patients with multiple seizure types which include either absence or tonic-clonic seizures.

**PHARMACEUTICAL PRODUCTS DIVISION  
ABBOTT LABORATORIES, LIMITED  
SAINT-LAURENT, QUÉBEC**

Product Monograph available on request.

\*TM © Abbott Laboratories, Limited  
Printed in Canada



For brief prescribing information see pages xvi, xvii.

---

THE CANADIAN JOURNAL OF  
**Neurological Sciences**  
LE JOURNAL CANADIEN DES  
**Sciences Neurologiques**

---

- REVIEW ARTICLE      **177** Protection of the Brain After Aneurysmal Rupture – Richardson Lecture  
*Bryce Weir*
- ORIGINAL ARTICLES    **187** Ruptured and Unruptured Intracranial Aneurysms – Surgical Outcome  
*Gary A Dix, William Gordon, Anthony M Kaufmann, Ian S Sutherland and Garnette R Sutherland*
- 192** Nerve Microvessel Changes in Diabetes are Prevented by Aldose Reductase Inhibition  
*Timothy J Benstead and Virgilio E Sangalang*
- 198** Sulindac in Established Experimental Diabetes: a Follow-up Study  
*Paul van der Sloot, Andrew Mizisin and Douglas Zochodne*
- 202** Experimental Delayed Postischemic Spinal Cord Hypoperfusion After Aortic Cross-clamping  
*F Follis, K Miller, OU Scremin, S Pett, R Kessler, T Temes and JA Wernly*
- 208** Long Term Intrathecal Baclofen Therapy in Patients with Intractable Spasticity  
*WJ Becker, CJ Harris, ML Long, DP Ablett, GM Klein and DA DeForge*
- 218** The Excitability of Human Corticospinal Neurons is Depressed by Thiopental  
*K Kong, C Ukachoke, G McGuire, D Wong and P Ashby*
- 223** An Open Trial of Pyridostigmine in Post-poliomyelitis Syndrome  
*Daria A Trojan and Neil R Cashman*
- 228** Screening for Major Depression in the Early Stages of Multiple Sclerosis  
*Michael JL Sullivan, Brian Weinshenker, Samuel Mikail and Scott R Bishop*
- 232** Environmental Exposures in Elderly Canadians with Parkinson's Disease  
*S Chaturvedi, T Østbye, AJ Stoessl, H Merskey and V Hachinski*
- 235** Stereotactic Insertion of an Ommaya Reservoir: Technical Note  
*Michael W McDermott, Samuel F Ciricillo, Philip H Gutin and Michael SB Edwards*
- 239** "Unexplained" Delayed Death From Fungal Meningitis After Meningioma Resection  
*R John Hurlbert, Juan M Bilbao and William S Tucker*
- 244** Paradoxical Autonomic Response to Procyclidine in the Neuroleptic Malignant Syndrome  
*Martin V Balzan*
- CORRESPONDENCE    What's in a Name? **247**  
*Cedric S Raine*
- Reply from the Editor **247**
- Books Received **248**
- Book Reviews **249**
- Notes and Announcements **255**
- Calendar of Events **256**
- Instructions to Authors **iv**
- Advertisers Index **xxvi**

THE CANADIAN JOURNAL OF  
**Neurological Sciences**  
LE JOURNAL CANADIEN DES  
**Sciences Neurologiques**

**Editor/Rédacteur en chef**

James A. Sharpe TORONTO, ON

**Associate Editors/Rédacteurs associés**

Laurence E. Becker TORONTO, ON

John P. Girvin LONDON, ON

John R. Wherrett TORONTO, ON

**Past Editors**

Robert G. Lee CALGARY, AB

Robert T. Ross WINNIPEG, MB

(founding editor)

**Editorial Board/Conseil Scientifique**

Warren T. Blume LONDON, ON

Jean-Pierre Bouchard QUÉBEC, PQ

Peter R. Camfield HALIFAX, NS

Pierre Duquette MONTRÉAL, PQ

Peter J. Dyck ROCHESTER, MN, USA

Serge Gauthier MONTRÉAL, PQ

Julian T. Hoff ANN ARBOR, MI, USA

Peter Humphreys OTTAWA, ON

George Karpati MONTRÉAL, PQ

Patrick L. McGeer VANCOUVER, BC

John H. Noseworthy ROCHESTER, MN, USA

C. Warren Olanow NEW YORK, NY, USA

William Pryse-Phillips ST. JOHNS, NF

Ali H. Rajput SASKATOON, SK

Richard J. Riopelle KINGSTON, ON

James T. Rutka TORONTO, ON

Alan M. Smith MONTRÉAL, PQ

John D. Stewart MONTRÉAL, PQ

Garnette R. Sutherland CALGARY, AB

Jean-Guy Villemure MONTRÉAL, PQ

**Book Review Editor / Rédacteur de critiques de livres**

Mary Anne Lee CALGARY, AB

**News Editor/Rédacteur (nouvelles)**

John W. Norris TORONTO, ON

**Managing Editor/Administratrice adjointe**

Sally A. Gregg CALGARY, AB

**Publications Committee/Comité de Rédaction**

Frances Booth WINNIPEG, MB

Donald Brunet KINGSTON, ON

Gary Ferguson LONDON, ON

William Pryse-Phillips ST. JOHN'S, NF

**The official journal of: / La Revue officielle de:**

**The Canadian Neurological Society  
La Société Canadienne de Neurologie**

**The Canadian Neurosurgical Society  
La Société Canadienne de Neurochirurgie**

**The Canadian Society of Clinical Neurophysiologists  
La Société Canadienne de Neurophysiologie Clinique**

**The Canadian Association of Child Neurology  
L'Association Canadienne de Neurologie Pédiatrique**

The permanent secretariat for the four societies and the Canadian Congress of Neurological Sciences is at/  
Le secrétariat des quatre associations et du Congrès Canadien des Sciences Neurologiques est situé en permanence à:  
810, 906 - 12 Avenue S.W., Calgary, AB Canada T2R 1K7

The Canadian Journal of Neurological Sciences is published quarterly. The annual subscription rate is \$65 for members; \$75 for non-members in Canada; \$85 for USA and elsewhere. Residents, Interns, Pre- and Post-Doctoral Students \$32.50 per annum (members); \$37.50 per annum (non-members). Single copies \$20 each plus postage and handling. All manuscripts and communications should be sent to: Canadian Journal of Neurological Sciences, P.O. Box 4220, Station C, Calgary, AB Canada T2T 5N1. Courier to: 810, 906 - 12th Avenue S.W., Calgary, AB Canada T2R 1K7. Telephone (403) 229-9575; Fax (403) 229-1661. COPYRIGHT© 1995 by THE CANADIAN JOURNAL OF NEUROLOGICAL SCIENCES INC. No part of this journal may be reproduced in any form without the prior permission of The Canadian Journal of Neurological Sciences. Mailed under Publications Mail registration number 3307. Postage paid at Calgary, Alberta. This journal is indexed by *Index Medicus*, *Excerpta Medica* and *Current Contents* — *Clinical Practice and Life Sciences*.

Le Journal Canadien des Sciences Neurologiques est publié trimestriellement. L'abonnement annuel est de 65 \$ pour les membres; 75 \$ pour les non-membres au Canada; 85 \$ pour les Etats Unis et ailleurs. Internes, résidents, fellows pré et post doctoral: 32,50 \$ par année (membres); 37,50 \$ par année (non-membres). Copie simple: 20 \$ plus affranchissement et manutention. Toutes les communications et les manuscrits doivent être adressés à Journal Canadien des Sciences Neurologiques, P.O. Box 4220, Station C, Calgary, AB Canada T2T 5N1. Par courrier: 810, 906 - 12th Avenue S.W., Calgary, AB Canada T2R 1K7. Téléphone (403) 229-9575; Fax (403) 229-1661.

DROITS D'AUTEUR© 1995: THE CANADIAN JOURNAL OF NEUROLOGICAL SCIENCES INC. Aucune partie de ce Journal ne peut être reproduite, sous quelque forme que ce soit, sans la l'autorisation du Journal Canadien des Sciences Neurologiques. Posté sous permis de poste-publications no 3307. Port payé à Calgary, Alberta. Le Journal est cité et indexé dans *Index Medicus*, *Excerpta Medica* et *Current Contents* — *Clinical Practice et Life Sciences*.

**Advertising representative/Représentant de publicité:**

Sally Gregg, Canadian Journal of Neurological Sciences  
810, 906 - 12 Ave. S.W., Calgary, AB Canada T2R 1K7  
Tel (403) 229-9575 Fax (403) 229-1661

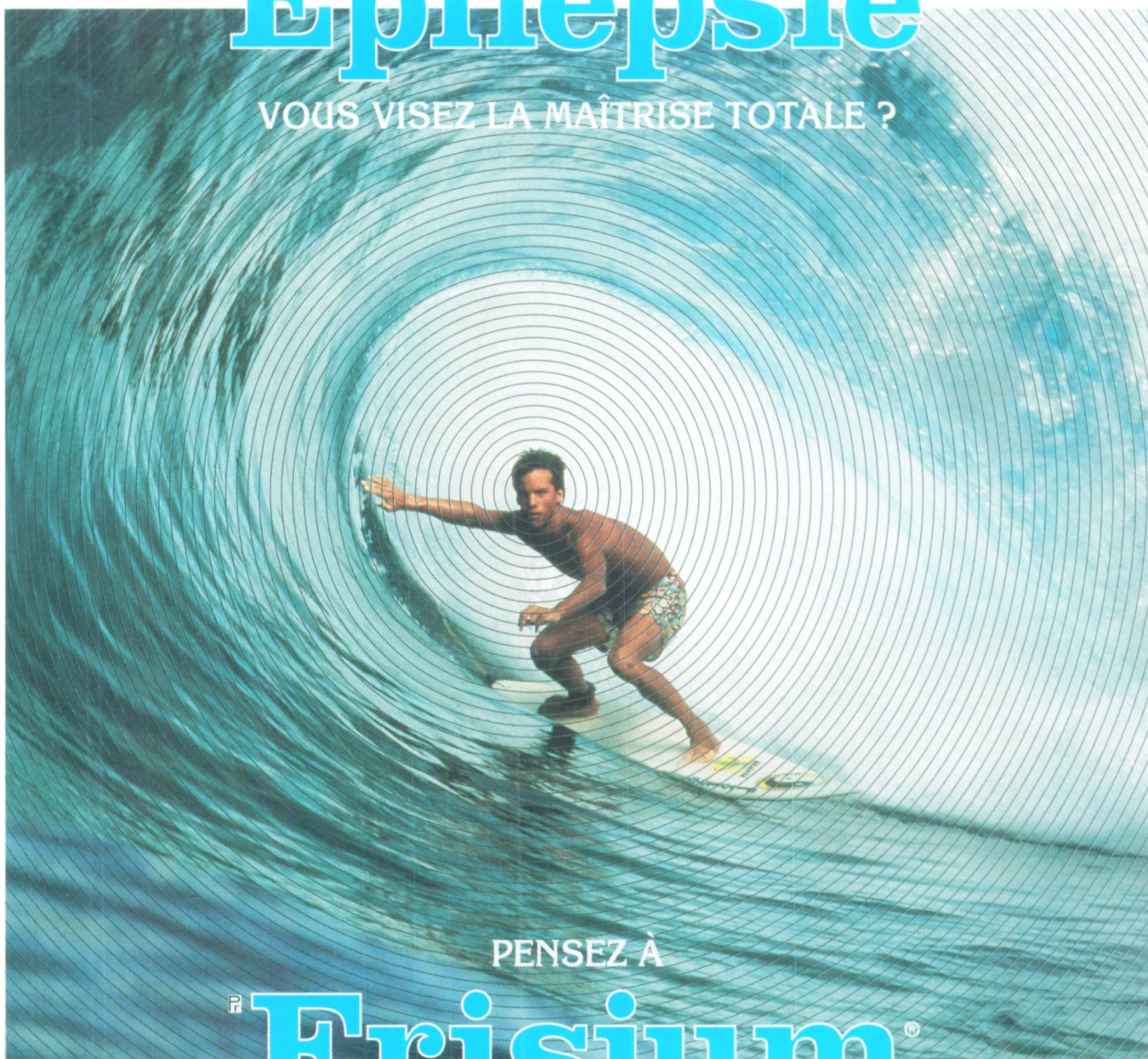
**Printer/Imprimeur:**

McAra Printing Limited, 105, 2507 - 12th Street N.E.,  
Calgary, Alberta T2E 7L5

ISSN 0317 - 1671

# Épilepsie

VOUS VISEZ LA MAÎTRISE TOTALE ?



PENSEZ À

# Frسيوم®

(clobazam)

- Maîtrise totale des crises chez un pourcentage impressionnant de patients<sup>1</sup>.
- Frسيوم est «un antiépileptique remarquablement efficace et [généralement] sûr lorsqu'il est ajouté au traitement»<sup>1</sup>.
- Frسيوم est efficace contre *tous* les types de crises de l'enfant *et* de l'adulte<sup>2</sup>.
- La posologie est d'une dose par jour, à prendre de préférence au coucher.\*

## Pour une approche globale de la maîtrise des crises

\*La dose quotidienne peut être fractionnée chez certains patients.

**Frسيوم est indiqué pour le traitement adjuvant des épileptiques lorsqu'un traitement anticonvulsivant habituel ne suffit pas à stabiliser.** Comme avec toutes les benzodiazépines, les patients, surtout les personnes âgées, doivent donc en être prévenus. Les effets indésirables les plus fréquents (> 1 %) sont l'ataxie, le gain de poids, les étourdissements et la nervosité.

CCPP

AD-FRI-01/95F

®Marque déposée de Hoechst AG, Allemagne

iii

**Hoechst-Roussel Canada Inc.**

Montréal, Québec H4R 2E8

Pour documentation voir page xxviii.

## INFORMATION FOR AUTHORS

The Canadian Journal of Neurological Sciences publishes original articles in neurology, neurosurgery and basic neurosciences. Manuscripts are considered for publication with the understanding that they, or the essence of their content, have not been published elsewhere except in abstract form and are not under simultaneous consideration by another journal. Articles undergo peer review. Manuscripts should be submitted to:

James A. Sharpe

Editor

Canadian Journal of Neurological Sciences

P.O. Box 4220, Station C

Calgary, AB Canada T2T 5N1

### Manuscript Preparation

- Submit five high quality copies of the manuscript and original illustrations. Papers will be accepted in English or French. Manuscripts must be double spaced throughout including references, tables and legends for illustrations. Margins of at least 25mm should be left on all sides.
- After a paper has been reviewed, the author will be requested to submit four copies of the revised manuscript, including illustrations and a computer diskette (3 1/2" or 5 1/4" size) containing the article. Identify clearly first author's name, file name, word processing program and version, and system (i.e. DOS or Mac). Clearly indicate the order and importance of headings.
- For detailed instructions regarding style and layout refer to "*Uniform requirements for manuscripts submitted to biomedical journals*". Copies of this document may be obtained by writing to the Journal office, but the main points are summarized here. Articles should be submitted under conventional headings of *introduction, methods and materials, results, discussion*, but other headings will be considered if more suitable. Pages of text should be numbered consecutively.
- A **title page** should identify the title of the article which should be no more than 80 characters including spaces; name of institution(s) from which the work originated; and the name, address, telephone, and fax number of the corresponding author.
- **Abstract** Original Articles should be accompanied by an abstract of 250 words or less on a separate page, preferably in English and French, although the Journal will provide translation if required. Abstracts of original articles should consist of four paragraphs headed: *Background (or objective), Methods, Results and Conclusions*. Review articles should be accompanied by an abstract of 150 words or less.
- **Acknowledgements** including recognition of financial support should be typed on a separate page at the end of the text.
- The SI system (système international d'unités) should be used in reporting all laboratory data, even if originally reported in another system. Temperatures are reported in degrees celsius. English language text may use either British or American spelling, but should be consistent throughout.
- **References** should be numbered in the order of their citation in the text. Those cited only in tables and legends for illustrations are numbered according to the sequence established by the first iden-

tification in the text of a particular table or illustration. Titles of journals should be abbreviated according to the style used in *Index Medicus*. References should list the names of up to five authors; if there are more, cite the first three, then et al. Provide the full title, year of publication, volume number and inclusive pagination for journal articles. For any reference cited as "in press", five copies of the article must accompany the author's manuscript. Do not reference unpublished or "submitted" papers; these can be mentioned in the body of the text and authors must provide five copies of "submitted" manuscripts. Avoid "personal communications" and, if necessary, include them in the body of the text, not among the references. Reference citations should not include unpublished presentations or other non-accessible material. Books or chapter references should also include the place of publication and the name of the publisher. Examples of correct forms of reference follow:

#### *Journals*

Yang JF, Fung M, Edamura R, et al. H-Reflex modulation during walking in spastic paretic subjects. *Can J Neurol Sci* 1991; 18: 443-452.

#### *Chapter in a book*

McGeer PL, McGeer EG. Amino acid neurotransmitters. *In*: Siegel GJ, Albers RW, Agranoff BW, Katzman R, eds. *Basic Neurochemistry*. Boston: Little, Brown & Co., 1981: 233-254.

- **Illustrations** Submit five original sets of illustrations. We will not return illustrations; therefore, authors should keep negatives for all photographs. Submit high quality glossy black and white photographs preferable 127 x 173 mm (5" x 7"). Original artwork and radiographs should not be submitted. The additional cost of coloured illustrations must be borne by the author; quotations are available upon request from the Journal office. Identify each figure with a label at the back indicating top, figure number and first author. Letters and arrows applied to the figures to identify particular findings should be professional appliques suitable for publication. Photomicrographs should include a calibration bar with a scale indicated on the figure or in the legend. Legends for illustrations should be typed on a separate page from the illustrations.
- **Tables** Type tables double-spaced on pages separate from the text. Provide a table number and title for each. Particular care should be taken in the preparation of tables to ensure that the data are presented clearly and concisely. Each column should have a short or abbreviated heading. Place explanatory matter in footnotes, not in the heading. Do not submit tables as photographs.
- **Review articles** on selected topics are also published. They are usually invited, but unsolicited reviews will be considered. It is recommended that authors intending to submit review articles contact the Editor in advance.
- **Letters to the Editor** concerning matters arising in recent articles are welcome. Letters should be limited to two double-spaced pages and may include one illustration and a maximum of four references.
- **Permissions and Releases** Any non-original material (quotations, tables, figures) must be accompanied by written permission from the author and the copyright owner to reproduce the material in the Journal. Photographs of recognizable persons must be accompanied by a signed release from the legal guardian or patient authorizing publication.

I N T R O D U C I N G

**PR** **NEURONTIN**\*

*gabapentin capsules*

100 mg, 300 mg, 400 mg

**ADDED SEIZURE CONTROL...**



**...EASY TO HANDLE**

Neurontin is now available in Canada as adjunctive therapy to treat partial and secondarily generalized tonic-clonic seizures.

Unlike other adjunctive therapies, Neurontin has shown no pharmacokinetic interactions with standard anticonvulsants.\*<sup>1</sup>

Now combining therapies for added control is an easy choice with Neurontin.

\*Phenytoin, carbamazepine, valproic acid, phenobarbital    <sup>1</sup>NEURONTIN (gabapentin) Product Monograph

**PARKE-DAVIS**

Scarborough, Ontario, M1L 2N3 \* T.M. Warner-Lambert Company, Parke-Davis Division, Warner-Lambert Canada Inc. auth. user.

**PMAC** **PAAB**  
**CCPP**

For brief prescribing information see pages xx, xxi.

# Sooner or later, every migra again. Imitrex<sup>®</sup> believes



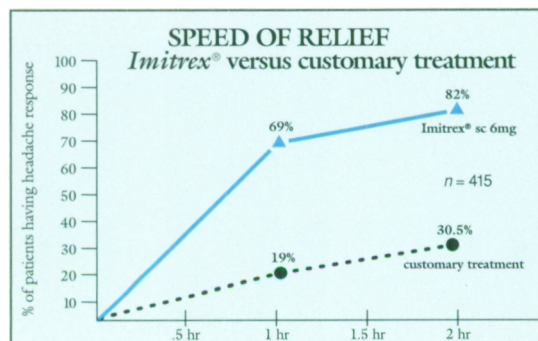
A patient who complains about migraine is also complaining about a disrupted life. Indeed, research shows that in at least 31% of attacks, migraine sufferers cannot continue with their daily activities!<sup>1</sup>

That's where *Imitrex*<sup>®</sup> comes in. For most patients, *Imitrex*<sup>®</sup> can bring complete relief between 90 minutes and 2 hours, versus up to 9 hours for the usual treatments.<sup>2,3</sup> *Imitrex*<sup>®</sup> treats all the symptoms of migraine.<sup>4,5</sup>

Unlike conventional remedies, it has not been shown to cause medication-induced headache.<sup>3,6-8</sup> Its adverse events are generally well tolerated, quickly resolved and usually non-threatening when explained to the patient.<sup>3,7,9</sup> *Imitrex*<sup>®</sup> may be more expensive, but

over 250,000 Canadian patients continue to choose it for migraine relief.<sup>10</sup>

The successful use of *Imitrex*<sup>®</sup> is most likely in patients who understand its common





# ine sufferer will feel normal it should be sooner.



side effects, and who know when the drug should be used.<sup>\*\*\*11</sup> *Imitrex*<sup>®</sup> should be taken at the start of a debilitating attack, and may also be used after the failure of conventional treatments (except ergotamine-containing preparations).<sup>3</sup>

Most patients have attacks that limit normal function.<sup>1,12</sup> So give your patients<sup>†</sup> the option of using *Imitrex*<sup>®</sup>. It's a proven route to a fast recovery.<sup>2</sup>

For more information about *Imitrex*<sup>®</sup>, please call 1-800-268-0324.



**IMITREX**<sup>®</sup>  
S U M A T R I P T A N S U C C I N A T E

1994 Winner of the Prix Galien



## A faster way back.

**Glaxo**  
Glaxo Canada Inc.

PAAB  
CCPP

\*Customary treatments include simple analgesics, combination analgesics, ergot derivatives, NSAIDs, narcotics, antiemetics, others.<sup>2</sup> \*\*Head pain, nausea, vomiting, photophobia and phonophobia.<sup>3</sup> \*\*\*Fatigue, dizziness, nausea and vomiting have been reported. These side effects are usually mild to moderate in intensity, transient and resolve within 45 minutes of s.c. administration and within two hours of oral administration. *Imitrex*<sup>®</sup> has been associated with transient chest pain and tightness which may mimic angina pectoris. Only in very rare cases have the symptoms been associated with ischaemic ECG changes. If chest symptoms persist, patient should immediately consult physician.<sup>3</sup> <sup>†</sup>Contraindicated in patients with ischaemic heart disease, angina pectoris including Prinzmetal angina, previous myocardial infarction and uncontrolled hypertension.<sup>3</sup> *Imitrex*<sup>®</sup> is a selective 5-HT<sub>1</sub>-like receptor agonist.<sup>3</sup>

When  
He  
Can't  
Remember  
Your  
Name,



## Remember Ours.

Alzheimer Disease is a degenerative brain disorder that destroys vital brain cells. It affects over 1/4 million Canadians. And that's not including the people who love them.

Slowly, the disease steals away your ability to think, understand, remember, communicate, or to perform the simplest tasks, leaving you completely dependent.

There is no known cause, nor is there a cure.

But there is help and there is hope.

Alzheimer Canada is a national organization dedicated to helping those affected by the disease, as well as their caregivers. We also conduct research into possible causes, treatments and a cure, so that we can put an end to this killer disease.


If someone you love has Alzheimer Disease, there is a place to turn.

**Alzheimer**  
CANADA

Help for Today. Hope for Tomorrow.

Contact the Alzheimer organization in your area or Alzheimer Canada at 1320 Yonge Street, Suite 201, Toronto, Ontario M4T 1X2 Tel: (416) 925-3552

# The most exciting day for an epileptic patient is one that's totally uneventful.



In terms of seizures, uneventful is exciting. Because it means patients may enjoy life without the constant threat of seizures. And what can make their lives uneventful is new **SABRIL**<sup>®</sup> (vigabatrin).

As an adjunct for reduction of epileptic seizures, Sabril provides impressive efficacy<sup>1</sup> – with more than a 50% reduction in seizures in up to 60% of patients with uncontrolled complex partial seizures.<sup>2,3,4</sup> In clinical studies, 7-15% of patients actually became seizure free.<sup>5,6</sup>

In over 50 million patient days of worldwide experience, the majority of patients showed no adverse reactions or negative symptoms relating to cognitive function or mood.<sup>4,7,8-12</sup>

Also no serum monitoring is required, which may increase patient compliance. And no significant interaction is reported with other antiepileptics, prescription or over-the-counter medications.<sup>8,13</sup>

Furthermore, Sabril is designed to inhibit GABA Transaminase, therefore increasing GABA levels.<sup>8</sup>

Sabril. Because when you have epilepsy, there's nothing more exciting than an uneventful day.

*Additional control for fewer seizures.*

Neurological function/visual disturbances should be monitored; use with caution in patients with a history of psychosis, in the elderly, in the renally impaired; there could be occupational hazards due to drowsiness; there may be a possible increase in seizures in some patients.<sup>7</sup> \*A gradual reduction of about 20% in plasma phenytoin concentration has been observed following add-on therapy with vigabatrin. The mechanism whereby this occurs is unknown. Limited data from clinical trials suggest that increasing the phenytoin dose to compensate may not be necessary.<sup>7</sup>

**New**  
**SABRIL**<sup>®</sup>  
VIGABATRIN

 MARION MERRELL DOW  
CANADA  
Laval, Quebec H7L 4A8

SABR94-020E



**S**abril<sup>®</sup>. Trademark of Merrell Dow Pharmaceuticals Inc. used under licence.


# A SINGLE SPARK CAN TRIGGER AN EPILEPTIC EVENT.

## A SINGLE IDEA COULD HELP PREVENT IT.

One single, breakthrough idea could help to change the future for 280,000 Canadians affected by epilepsy. That's why we applaud and support the efforts of this year's winner, Dr. David Reutens, and the dedicated young investigators who have preceded him including Drs. Elaine Wirrell, Donald Samulack, Robert Semmler, Robert Munn, Gordon Teskey,


Christopher Power, Brenda Kosaka, and André Achim. As winners of the Research Fellowship Award co-sponsored by Epilepsy Canada and Parke-Davis, they are helping to make brave new inroads into the study of epilepsy. It is our pleasure to give them our support. After all, from

bright young ideas, could come the one *right* idea that could change the course of epilepsy forever.



Congratulations to Dr. David Reutens, the 1995 winner of the Epilepsy Canada/Parke-Davis Research Fellowship.

Dr. David Reutens is congratulated by Dr. Peter Wong, past President of Epilepsy Canada and Dr. Daniel Yannicelli of Parke-Davis at the 1995 Annual Congress held in Vancouver. Dr. Reuten's studies of functional activation in intractable epilepsy and neuronal migration disorders will be carried out at Montreal Neurological Institute, Montreal, Quebec.

This Fellowship is made possible through an educational grant from  **PARKE-DAVIS**



EPILEPSY CANADA  
ÉPILEPSIE CANADA

1470 Peel Street, Suite 745, Montreal, Quebec, H3A 1T1 Telephone: (514) 845-7855 Fax: (514) 845-7866

**P** **NEURONTIN**\*

*capsules de gabapentine*

*dosées à 100 mg, 300 mg, 400 mg*

**POUR UNE MAÎTRISE SUPPLÉMENTAIRE  
DES CRISES D'ÉPILEPSIE...**



**... ET AVOIR LA SITUATION  
BIEN EN MAIN!**

Neurontin est maintenant offert au Canada comme traitement adjuvant des crises partielles et tonico-cloniques secondairement généralisées.

Contrairement à ce qui se passe avec les autres traitements adjuvants, il n'y a pas d'interaction pharmacocinétique entre Neurontin et les anticonvulsivants d'usage courant<sup>†1</sup>.

Maintenant, avec Neurontin, la décision d'utiliser des traitements en association pour obtenir une maîtrise supplémentaire des crises est facile à prendre.

<sup>†</sup>carbamazépine, phénobarbital, phénytoïne, acide valproïque <sup>†1</sup>Monographie de Neurontin (gabapentine)



## On peut facilement reconnaître le jeune patient épileptique traité au Tegretol® CR.

### Excellent contrôle des crises

☑ Tegretol® CR (carbamazépine à libération contrôlée) maîtrise les crises chez de nombreux patients, causant peu d'impact sur la fonction cognitive<sup>1,2</sup>. Tegretol CR permet à de nombreux patients de penser clairement et de donner le meilleur d'eux-mêmes<sup>1,2</sup>.

### Taux sanguins uniformes

Tegretol CR cause moins de «hauts et de bas» dans les taux sanguins que le Tegretol conventionnel. Les effets secondaires sont ainsi réduits et le modèle de fonction cognitive est plus stable<sup>3</sup>.

L'effet indésirable le plus communément signalé, lié à la carbamazépine, est la somnolence. Un tel effet ne se manifeste habituellement que durant la phase initiale du traitement<sup>4</sup> mais on peut réduire son importance en administrant de la carbamazépine à libération contrôlée (TEGRETOL®CR).<sup>1</sup>

### Posologie b.i.d. commode

Lorsque vous instituez ou remplacez un traitement, pensez au Tegretol CR. Il est présenté en comprimés à 200 mg et 400 mg facilement divisibles pour une plus grande souplesse d'administration et améliorer l'observance du patient.




## TEGRETOL® CR.

*Aide les épileptiques à réaliser leur plein potentiel.*

**Geigy** Dorval (Québec) H9S 1B1 ou Mississauga (Ontario) L5N 2W5

PMAC  
ACTIM  
PAAB  
CCPP  
G-95085F



## HE STILL BELIEVES IN MIRACLES.

*George Dingman was first diagnosed with Parkinson's when he was thirty-four years old.  
He's fifty-one today and still active in the community.*

He still believes in the unlikely and even the impossible. That's just the way he is – even if it does sound naïve. He just thinks it's healthier to look for possibilities than to accept the way things are. Maybe miracles are too much to expect. But perhaps having a better life with Parkinson's doesn't take a miracle. There's evidence now to suggest that maintaining consistent drug levels can improve the control of Parkinson's – particularly as the disease progresses. It's not exactly a miracle. But, to someone like George, it means hope.

Pr **SINEMET<sup>®</sup> CR** **200/50**  
**100/25**  
(levodopa/carbidopa) CONTROLLED-RELEASE

TREAT TODAY WITH TOMORROW IN MIND

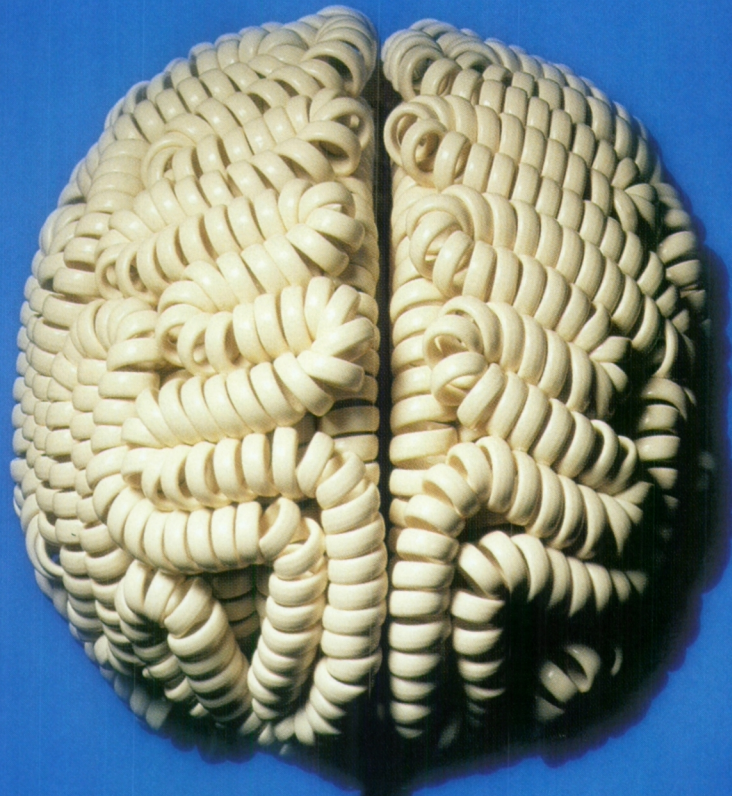
Other patients' experience may differ.

Before prescribing, please consult the attached prescribing information. ®Trademark of Merck & Co., Inc./Merck Frosst Canada Inc., and DuPont Merck Pharma, R.U. P A A B

DUPONT  
PHARMA

For brief prescribing information see page xv.

# Wired For Safety.



## The Ticlid® Patient Care Service calls to remind patients about the importance of blood monitoring.

We do it because your patients are important to us. And to improve patient safety and compliance, first-time Ticlid® users enrolled in the Patient Care Service will receive a phone call every two weeks from a registered nurse reminding them to have their blood tested. These regular reminders will continue until the required 3-month blood monitoring is completed.

But the Ticlid Patient Care Service is more than a telephone call. It's a service that provides stroke patients with information they need. Even current Ticlid patients can be enrolled to receive these materials. Stroke is confusing and frightening

enough. Nobody should be in the dark.

It's only fitting that a medication such as Ticlid should have a program like the Ticlid Patient Care Service. If you'd like to learn more about it call 1-800-565-5705. We believe you will be impressed. And for every patient enrolled \$1.00 will be donated to the Heart & Stroke Foundation.

*Ticlid, an anti-platelet agent, will now be available only in 2 week (28 tablet) and new 4 week (56 tablet) fold-over compliance packages. As well, the Ticlid imprinting is now blue instead of green.*

**Ticlid®**

ticlopidine hydrochloride 250 mg tablets

Your patients deserve all the protection they can get.

Hoffmann-La Roche Limited, 2455 Meadowpine Blvd., Mississauga, Ontario L5N 6L7 ©Registered trademark used under license. The Heart and Stroke Foundation gratefully acknowledges Hoffmann-La Roche's donation. This does not constitute an endorsement by the Heart and Stroke Foundation of Hoffmann-La Roche or any of their products.

EMBA  
CCPP