

# The Journal of Laryngology and Otology

EDITED BY  
G. H. BATEMAN

ASSISTANT EDITOR  
LIONEL TAYLOR

## Contents

|   |  |        |
|---|--|--------|
| ✓ Aspects of total organ laryngeal section . . . . .                                  | J. E. DELAHUNTY  | 1177 ✓ |
| ✓ Some abnormalities of smell . . . . .   | ELLIS DOUEK  | 1185 ✓ |
| ✓ Lethal midline granuloma of the face and larynx . . . . .                           | D. M. MACKINNON  | 1193 ✓ |
| ✓ Erosions of the petrous temporal bone . . . . .                                     | P. D. PHELPS,<br>J. A. TOLAND<br>and P. W. E. SHELDON  | 1205 ✓ |
| ✓ The anatomy of drainage of nasal secretions . . . . .                               | ROY NAESSEN  | 1231 ✓ |
| ✓ Oxytalan fibres in the human tympanic membrane . . . . .                            | D. S. CAMERON,<br>E. H. JENNINGS<br>and I. RANNIE      | 1235 ✓ |
| ✓ Morphology and function of the interdental cell . . . . .                           | DAVID J. LIM   | 1241 ✓ |
| Clinical records—   |  |        |
| ✓ Electrocoagulation in the treatment of the choanal atresia in the newborn . . . . . | I. F. HERRMAN<br>and P. P. KLEIN                       | 1257 ✓ |
| ✓ Benign metastasizing thyroid struma presenting as nasal polyp . . . . .             | S. K. VISHWAKARMA,<br>S. P. TYAGI<br>and ANSAR A. KHAN | 1261 ✓ |
| Malignant neurilemmoma of parotid gland . . . . .                                     | N. LAURIAN<br>and Y. ZOHAR                             | 1267   |
| ✓ Tracheostome dilator . . . . .  | I. P. J. MACNAUGHTAN                                   | 1273 ✓ |
| Neurilemmoma of facial nerve . . . . .  | R. K. HINGORANI  | 1275   |
| Nasopharyngeal chordoma . . . . .   | R. K. HINGORANI  | 1281   |
| General notes . . . . .   |  | 1287   |

**Headley Brothers Ltd**  
Ashford, Kent

*Annual Subscription £8 net, U.S.A. \$23*

*Monthly, £1 net, post free*

# The Journal of Laryngology and Otology

(FOUNDED in 1887 by MORELL MACKENZIE and NORRIS WOLFENDEN)

EDITED BY

G. H. BATEMAN

ASSISTANT EDITOR

LIONEL TAYLOR

---

1. Original articles which have not been published elsewhere are invited and should be sent to the Editor. They are considered for publication on the understanding that they are contributed to this *Journal* solely. Reproduction elsewhere, in whole or in part, is not permitted without the previous written consent of the Author and Editor and the customary acknowledgement must be made.

2. Manuscripts should be typewritten, on one side only of the paper, and well spaced. Captions to illustrations should be typed on a separate sheet and sent at the same time as original photographs, etc.

The Harvard system of recording references should be used, e.g. GREEN, C., and BROWN, D. (1951), *Journal of Laryngology and Otology*, 65, 33. The titles of all Journals should be given without abbreviation.

It is most important that authors should verify personally the accuracy of every reference before submitting a paper for publication.

3. Galley proofs and engraver's proofs of illustrations are sent to the author. Corrections, which should be kept to a minimum, must be clearly marked, and no extra matter added. Proofs should be returned within 5 days.

4. Illustration blocks will normally be held by the Printers for three years, after which they will be destroyed. Any author is entitled to have these returned to him, but a request for this must be sent within three years of the appearance of the article, to HEADLEY BROTHERS LTD., The Invicta Press, Ashford, Kent. Coloured illustrations will be charged to authors, unless a special grant is authorized by the Editor.

5. Orders for reprints must be sent when returning galley proofs, and for this purpose special forms are supplied.

6. Editorial communications may be addressed to THE EDITOR, *Journal of Laryngology*, c/o HEADLEY BROTHERS LTD., The Invicta Press, Ashford, Kent.

7. The annual subscription is £8 (eight pounds sterling) post free; U.S.A. \$23 post free, and payable in advance.


8. Single copies of current or back numbers (when available) will be on sale at £1 (including postage) each.

9. All subscriptions, advertising and business communications should be sent to the publishers, or subscription agents.

**HEADLEY BROTHERS LTD.**

The Invicta Press, ASHFORD, Kent.

© *Journal of Laryngology and Otology Ltd.*, 1970




# **AUDIOCUPS**

## **The only noise-excluding enclosures for audiometer headphones without threshold shift**

- \* Permit accurate pure tone audiometry in conditions of ambient noise too high for unshielded earphones
- \* Easily fitted to any audiometer earphone using standard TDH 39 inserts with MX-41 AR Cushions
- \* Complete freedom from threshold shift—no change in audiometer calibration at time of fitting
- \* Subsequent periodic recalibration can be effected on standard ISO 6 cc. coupler without removal of inserts from Audiocups
- \* Invaluable where a silent cabin or sound-proof room is not available
- \* Give extra attenuation when a booth is available.

*Write for detailed leaflet and price list to:-*

**AMPLIVOX HEARING CONSERVATION LTD.**  
Beresford Avenue, Wembley, Middlesex, England. Tel: 01-902 8991.



**PETERS CLINIC AUDIOMETERS AND BÉKÉSY**  
ARE THE IDEAL TOOLS FOR MORE ADVANCED AUDIOMETRY

The Audiometers offer :

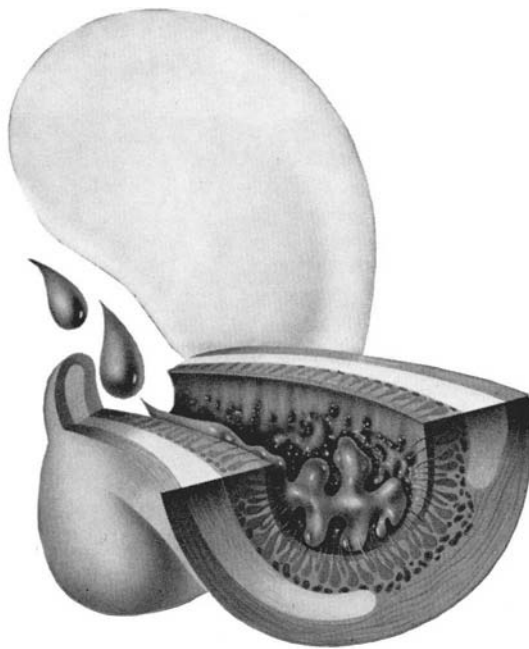
- Two continuously variable attenuators accurate to 1 db.
- SISI Test (built-in) and automatic alternate loudness balance switching.
- Maximum attenuation of 120 db for loudness discomfort level tests.
- Narrow band SYNCHRONOUS masking (a new semi-automatic masking technique).
- Full speech test facilities with white noise masking.
- Plug-in circuit boards and operator output checks.
- Conversion to a true BÉKÉSY AUDIOMETER at will.
- Extra features not listed are offered by the AP/6 compared to the AP/5 AUDIOMETER.

write for full details to:

**ALFRED PETERS AND SONS LTD**  
GELL STREET SHEFFIELD 3

Please mention *The Journal of Laryngology and Otology* when replying to advertisements

# New for the infected ear OTOSEPTIL eardrops



## Containing a broad spectrum antibiotic and possessing antifungal properties

Candida and aspergillus are found in about 20% of cases of otitis externa.

Otoseptil ear drops destroy both pathogenic bacteria and fungi commonly found in ear infections.

Otoseptil ear drops contain:

Neomycin Undecylenate – antibacterial and antifungal.

Tyrothricin – active against gram-positive cocci.  
(Containing gramicidin and tyrocin).

Hydrocortisone alcohol – anti-inflammatory.

Ethylene oxide polyoxypropylene glycol condensate –  
to ensure rapid tissue contact.

Otoseptil ear drops control infection, relieve pain, erythema and itching.

Neomycin Undecylenate was researched by H R Napp Ltd.

*Presentation* : 8 ml bottle with separate dropper.

Samples and full information available to the medical profession upon request.  
H R Napp Ltd Watford WD2 7RA England



A new product by Napp — Developed by International Research Group. Dedicated to Physician and Patient for over 40 years.

New from Beecham

**Floxap**

**simplifies  
antibiotic  
treatment**

# en



**Floxapen simplifies antibiotic treatment in a traditionally difficult area – the treatment of Gram-positive infections, particularly those caused by resistant staphylococci.**

It is active against virtually all staphylococci, streptococci and pneumococci, irrespective of their sensitivity to other antibiotics.

Floxapen is simpler to use than Orbenin\* (cloxacillin BP), the established first line treatment for Gram-positive infections, because :-

- the dose by the oral or injectable route is only 250 mg. four times daily.
- serum levels attained are the same whether the dose is given orally or by injection.
- the transfer from injectable to oral therapy may be justified at an earlier stage of treatment.

Floxapen also has the penicillin advantages of low toxicity and bactericidal action.

The simple dosage of Floxapen, combined with its antibacterial activity and other advantages, makes it ideal for the long or short-term treatment of Gram-positive infections both within the hospital and for out-patient use.

**Indications:** Infections due to sensitive Gram-positive organisms, including resistant staphylococci : skin and soft tissue infections, otitis media ; infected wounds and burns ; osteomyelitis and septic arthritis ; pneumonia, empyema and sinusitis ; septicaemia, endocarditis and meningitis.

**Contra-indications:** Penicillin allergy. Not suitable for subconjunctival injection.

**Side-effects:** Rare and mild, as with other penicillins.

**Dosage:** Oral and intramuscular :

Adults 250 mg. q.i.d.

Children 2-10 years— $\frac{1}{2}$  adult dose.

Under 2 years— $\frac{1}{4}$  adult dose.

Oral doses should be taken one hour before meals. In severe infections, dosages may be increased if required.

**Availability:** Capsules (black/caramel) and Vials each containing 250 mg. flucloxacillin.

*Further information is available on request.*



Floxapen\* (flucloxacillin) is a product of British research at

**Beecham Research Laboratories** Brentford, England  
originators of the new penicillins \*regd.



# THE LARYNGOSCOPE

A Monthly Journal  
devoted to the disease of  
**EAR, NOSE AND THROAT**

*Official organ for the American Laryngological  
Rhinological and Otological Society*

Price \$22.00 per year      Canada \$23.00 per year  
Foreign \$23.00 per year

ESTABLISHED 1896

THEODORE E. WALSH, M.D.  
EDITOR

222 PINE LAKE ROAD, COLLINSVILLE,  
ILLINOIS 62234

For advertisement space in this Journal

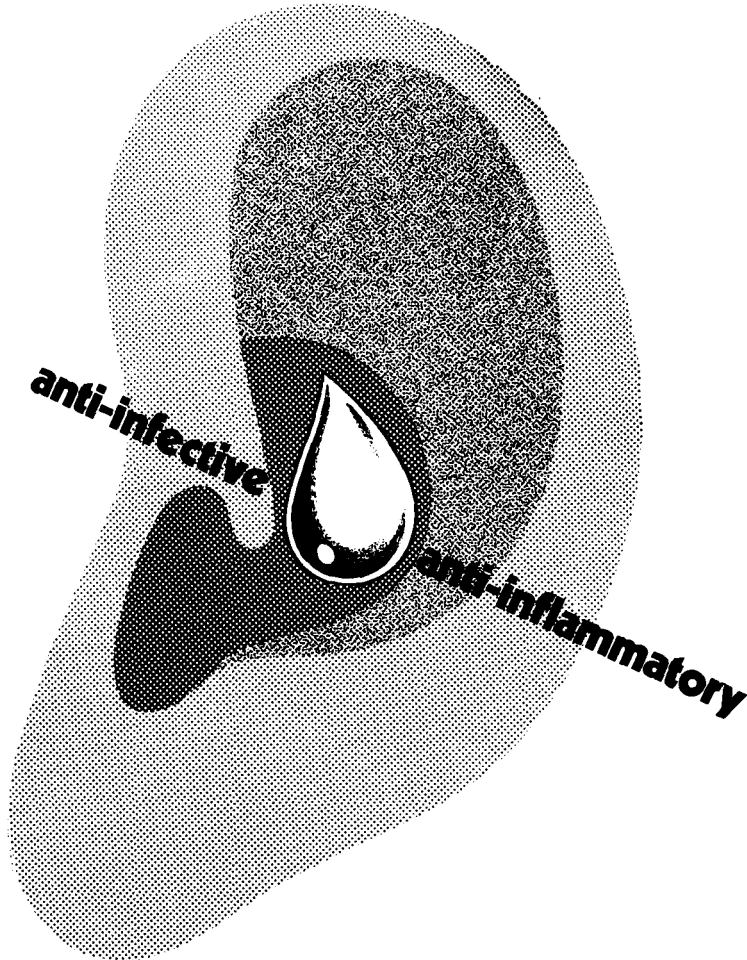
apply to

**HEADLEY BROTHERS LTD.**

Ashford, Kent

Please mention *The Journal of Laryngology and Otology* when replying to advertisements





## the drop that soothes and clears infected ears

soothes by reducing inflammation with hydrocortisone  
clears by rapidly destroying virtually all bacteria commonly  
found in ear infections

\* OTOSPORIN drops contain polymyxin B sulphate, neomycin sulphate  
and hydrocortisone in a bland suspension designed to facilitate penetration.  
Supplied in dropper bottles of 5 ml. Full information is available on request.

\*Trade Mark

# OTOSPORIN



Burroughs Wellcome & Co.  
(The Wellcome Foundation Ltd.) Dartford, Kent

Please mention *The Journal of Laryngology and Otology* when replying to advertisements

**Special features include:**

- |   |  |  |
|---|--|--|
| <b>1</b><br>Compact design with high intensity coaxial illumination                               | <b>3</b><br>Motorised fine focus control operated by the same foot pedal – leaving both hands free for surgery | <b>5</b><br>Coupling K120/76 with geared angling movement of the microscope head. Can also be used with all existing Zeiss Operating Microscopes |
| <b>2</b><br>Motorised zoom continuous magnification changer controlled by a new single foot pedal | <b>4</b><br>Built-in geared tilting for accurate alignment of the microscope head                              |  |

# New

# Zeiss Operating Microscope 6

**ZEISS**Western  
Germany

6  
Alternative – Rollable –  
Motorised – Dual Purpose  
Stands

7  
Ceiling Suspension Unit  
for all Zeiss Operating  
Microscopes.  
Suitable for new and existing  
Theatres

Full details from  
Degenhardt & Co Ltd  
Carl Zeiss House  
31/36 Foley Street  
London W1P 8AP  
Tel 01-636 8050 (15 lines)



Have you asked  
for your  
demonstration  
yet?

Geared Coupling  
K120/76

Geared tilting  
movement

Motorised  
fine focus

Motorised zoom  
magnification  
changer

 **Degenhardt**

# Oto-, Rhino-, Laryngology

*Important, up-to-date, and scientifically accurate abstracts  
of reports from the world's biomedical literature dealing with*

*Oto-, Rhino-, Laryngology*

*are brought to your desk in this monthly publication.*

*First published in 1948,*

*Oto-, Rhino-, Laryngology currently contains some 4,750 abstracts each year.*

## MAIN CHAPTER HEADINGS

- |                                    |                                      |
|------------------------------------|--------------------------------------|
| 1. SKULL                           | 16. NASOPHARYNX                      |
| 2. FACE AND LIPS                   | 17. NASAL SINUSES                    |
| 3. MOUTH                           | 18. EXTERNAL EAR                     |
| 4. TONGUE                          | 19. MIDDLE EAR                       |
| 5. SALIVARY GLANDS                 | 20. INTERNAL EAR                     |
| 6. NECK                            | 21. OTOSCLEROSIS                     |
| 7. PHARYNX                         | 22. MENIERE DISEASE                  |
| 8. ESOPHAGUS                       | 23. FACIAL NERVE                     |
| 9. LARYNX                          | 24. VESTIBULAR SYSTEM                |
| 10. TRACHEA                        | 25. CEREBELLOPONTINE<br>ANGLE TUMORS |
| 11. BRONCHI, LUNGS,<br>MEDIASTINUM | 26. HEARING                          |
| 12. OLFACTORY SYSTEM               | 27. SPEECH                           |
| 13. EXTERNAL NOSE                  | 28. PHONiatrics                      |
| 14. NASAL CAVITY                   | 29. ANESTHESIA                       |
| 15. NASAL SEPTUM                   |                                      |

Specimen copies are available on request.

Annual Subscription Rate:

U.S. \$50.00/£20. 19. 0d. Sterling/Dfl. 180,00


## EXCERPTA MEDICA

Herengracht 119-123, Amsterdam, The Netherlands

Please mention *The Journal of Laryngology and Otology* when replying to advertisements

**Serc**<sup>®</sup>  
betahistine

**A new research product**



The symptoms of vertigo, tinnitus, nausea and vomiting found in Meniere's Syndrome have been clinically proved to be highly responsive to the early and long-term administration of SERC.

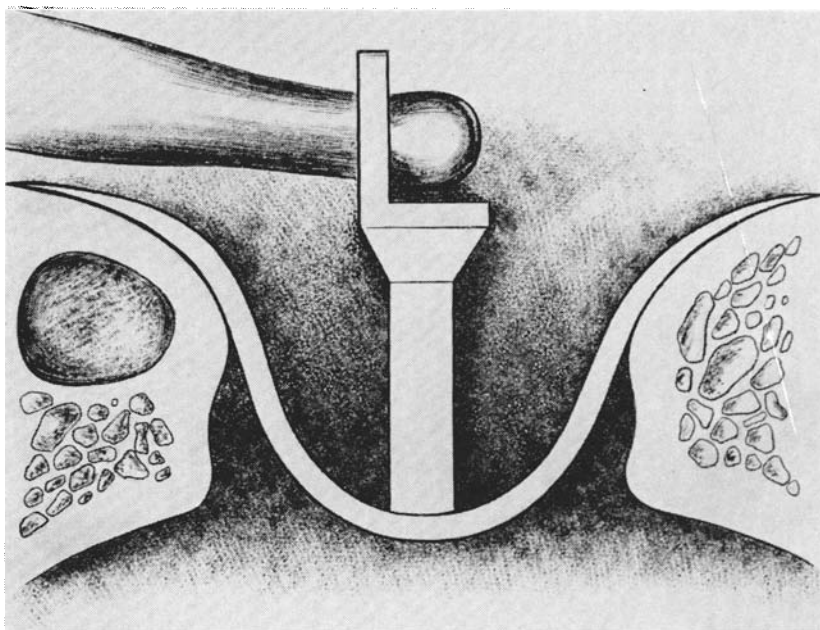
- References: 1. *Angiology* (1965) 16,644.  
2. *Clin. Med.* (1967) 74,63.  
3. *Eye, Ear, Nose Thr. Monthly* (1967) 46,891.  
4. *Arch. Otolaryng.* (1967) 86,610.

Full information is available on request.

**duphar** DUPHAR LABORATORIES, BASINGSTOKE, HANTS. TELEPHONE: BASINGSTOKE 26351 

**Serc gives new hope to patients  
with meniere's syndrome  
measurable relief from  
vertigo and tinnitus  
and a possibility  
of arresting hearing loss**

## SHEA TEFLON® CUP PISTON



This new Teflon piston attaches to the tip of the incus with the lenticular process seated in a cup at the prosthesis head. By fitting onto the tip of the incus where the stapes was formerly attached, the prosthesis closely approximates the original angle to the oval window and provides a more normal reconstruction.

Self-retaining loop around the incus and fitting of lenticular process into the piston cup combine to provide a more secure placement of this implant.

**DOWN BROS. & MAYER and PHELPS LTD**  
CHURCH PATH, MITCHAM, SURREY, ENGLAND



DOWN SURGICAL GROUP

Please mention *The Journal of Laryngology and Otology* when replying to advertisements