











Regular Article

Friendship buffering effects on mental health symptoms before and during the COVID-19 pandemic: A UK longitudinal study of young people with childhood adversity

Maximilian König¹ , Alicia J. Smith² , Laura Moreno-López³ , Eugenia Davidson³, Maria Dauvermann³ ,
Sofia Orellana³ , Ethan M. McCormick⁴ , Tara S. Peris⁵ , Muzaffer Kaser³ , Konstantinos Ioannidis^{6,7,8}  and
Anne-Laura van Harmelen^{1,3} 

¹Institute of Education and Child Studies, Leiden University, Leiden, Netherlands, ²MRC Cognition and Brain Sciences Unit, University of Cambridge, Cambridge, UK, ³Department of Psychiatry, University of Cambridge School of Clinical Medicine, Cambridge, UK, ⁴Institute of Psychology, Leiden University, Leiden, Netherlands, ⁵Semel Institute for Neuroscience and Human Behavior, University of California Los Angeles, Los Angeles, CA, USA, ⁶Department of Psychiatry, University of Southampton, Southampton, UK, ⁷Southern Health NHS Foundation Trust, UK, Southampton and ⁸Cambridgeshire and Peterborough NHS Foundation Trust, UK, Fulbourn

Abstract

Young people with childhood adversity (CA) were at increased risk to experience mental health problems during the COVID-19 pandemic. Pre-pandemic research identified high-quality friendship support as a protective factor that can buffer against the emergence of mental health problems in young people with CA. This longitudinal study investigated friendship buffering effects on mental health symptoms before and at three timepoints during the pandemic in 102 young people (aged 16–26) with low to moderate CA. Multilevel analyses revealed a continuous increase in depression symptoms following the outbreak. Friendship quality was perceived as elevated during lockdowns and returned to pre-pandemic baseline levels during reopening. A stress-sensitizing effect of CA on social functioning was evident, as social thinning occurred following the outbreak. Bivariate latent change score modeling revealed that before and during the pandemic, young people with greater friendship quality self-reported lower depression symptoms and vice versa. Furthermore, sequential mediation analysis showed that high-quality friendships before the pandemic buffered depression symptoms during the pandemic through reducing perceived stress. These findings highlight the importance of fostering stable and supportive friendships in young people with CA and suggest that through reducing stress perceptions high-quality friendships can mitigate mental health problems during times of multidimensional stress.

Keywords: childhood adversity; COVID-19 pandemic; friendship stress buffering; mental health; young people

(Received 29 May 2024; revised 20 December 2024; accepted 21 December 2024)

Introduction

The coronavirus disease 2019 (COVID-19) outbreak constituted a global public health emergency that introduced numerous psychosocial challenges, such as social isolation, health concerns, widened social inequalities, and uncertainty about the future (Gruber et al., 2021). This time of multidimensional stress coincided with a global increase in depressive and anxiety disorders during early stages of the COVID-19 pandemic (Hampshire et al., 2021), with some studies identifying young people as being disproportionately affected (Pierce et al., 2020; Santomauro et al., 2021; Xiong et al., 2020). Adolescence and early

adulthood are sensitive developmental periods for the emergence of mental health problems (McGrath et al., 2023; Solmi et al., 2022) and having a history of childhood adversity (CA; such as child abuse or neglect) is known to potentiate that vulnerability (Kessler et al., 2010; McLaughlin et al., 2012). Recent longitudinal findings suggest that the COVID-19 outbreak may have exacerbated mental health problems in young people with CA (Stinson et al., 2021). Therefore, investigating the impact of the COVID-19 pandemic on the mental health of young people with CA and identifying protective factors that can mitigate mental health problems is essential for informing targeted psychosocial interventions aimed at boosting resilience in vulnerable young people.

The global prevalence of exposure to CA is estimated at around 50% (Bellis et al., 2014; Green et al., 2010). This includes stressful experiences like abuse, neglect, bullying, or severe poverty, and generally represents a deviation from the “expectable” childhood environment (McLaughlin, 2016). Chronic and repeated exposure to psychosocial stressors require young people to adapt their neurobiological, psychological, and social functioning, ultimately

Corresponding author: Anne-Laura van Harmelen; Email: a.van.harmelen@fsw.leidenuniv.nl

Cite this article: König, M., Smith, A. J., Moreno-López, L., Davidson, E., Dauvermann, M., Orellana, S., McCormick, E. M., Peris, T. S., Kaser, M., Ioannidis, K., & van Harmelen, A-L. (2025). Friendship buffering effects on mental health symptoms before and during the COVID-19 pandemic: A UK longitudinal study of young people with childhood adversity. *Development and Psychopathology*, 1–16, <https://doi.org/10.1017/S0954579424001986>



increasing the risk for later-life mental health problems (Cicchetti & Valentino, 2006; Clark *et al.*, 2010; Danese & McEwen, 2012; Kessler *et al.*, 2010; Lupien *et al.*, 2009). Stress is typically perceived when environmental demands outweigh an individual's ability to effectively cope with those demands (Lazarus & Folkman, 1984; Monroe, 2008). In turn, perceived stress is thought to influence the pathogenesis of mental health problems by eliciting negative affective states (e.g., feelings of depression and anxiety), which then exert direct effects on physiological processes or behavioral patterns that influence susceptibility to prolonged mental disorders (Cohen *et al.*, 2007). For example, CA has been associated with hypersensitive threat processing on both a neurobiological (e.g., heightened activity of the hypothalamus-pituitary-adrenal (HPA) axis; (Hein & Monk, 2017; McCrory *et al.*, 2011; Moreno-López *et al.*, 2020)) and psychosocial level (e.g., over-attribution of threat-related cues; (Lee & Hoaken, 2007)). This hypervigilance to threat-related cues may be adaptive in the short-term to support survival in dangerous and stressful environments (e.g., maltreatment), but can impair social functioning in the long-term through a compromised ability to negotiate interpersonal challenges (e.g., hostile attributional bias) (McCrory *et al.*, 2019). The social transactional model of mental health vulnerability (McCrory *et al.*, 2022) posits that such neurocognitive adaptations following CA can inadvertently generate a social environment characterized by more stressful interpersonal experiences (i.e., stress generation; (McCrory *et al.*, 2019)) and fewer protective social relationships (i.e., social thinning; (Nevard *et al.*, 2021; Sheikh *et al.*, 2016)), consequently increasing mental health problems.

The COVID-19 pandemic was marked by numerous stress-inducing experiences such as risk of serious illness or death. Longitudinal studies in young people without CA from diverse cultural contexts, consistently reported a link between pandemic-related stress exposure and increased levels of mental health problems, specifically depression and anxiety symptoms (Hawes *et al.*, 2022; Kauhanen *et al.*, 2023; Santomauro *et al.*, 2021; Xiong *et al.*, 2020). In addition, the pandemic led to various socioeconomic restructuring (e.g., university closures, lack of access to private space), which predicted concurrent eating disorder psychopathology in young people, even after adjusting for baseline CA (Ioannidis *et al.*, 2022). The stress sensitization hypothesis postulates that CA exposure is associated with a lower stress threshold in response to additional stressors encountered later in life, particularly during adolescence, which can give rise to mental health problems (Hammen *et al.*, 2000; Hammen, 2015; La Rocque *et al.*, 2014). In line with that hypothesis, studies conducted during the COVID-19 pandemic have observed that young people with more severe CA were more likely to report elevated depression and anxiety symptoms (Doom *et al.*, 2021; Gotlib *et al.*, 2020; Guo *et al.*, 2020; Kalia *et al.*, 2020; Stinson *et al.*, 2021). Moreover, Achterberg *et al.* (2021) and Gotlib *et al.* (2020) identified perceived stress as a potential mechanism linking challenging pre-pandemic experiences, such as CA or psychopathology, with elevated internalizing and externalizing behavior during the first two months of the COVID-19 pandemic. However, the number of studies investigating pandemic-related mental health vulnerability in young people with CA is limited and requires further examination.

Although having a history of CA is associated with a higher risk of later-life mental health problems, a substantial proportion of individuals are able to maintain or regain mental health despite exposure to CA (Ioannidis *et al.*, 2020; Kalisch *et al.*, 2017).

Research conducted before the COVID-19 pandemic has shown that social support, particularly perceived friendship support, is a potent stress buffer capable of protecting young people with CA against the emergence and progression of mental health problems (König *et al.*, 2023; van Harmelen *et al.*, 2021, 2016). The availability of social support has also proven to buffer against the emergence of mental health problems following later-life stress exposure such as natural disasters or terrorist attacks (Bonanno *et al.*, 2007, 2011). Despite growing evidence that the COVID-19 pandemic had a disproportionate impact on the mental health of young people with CA, compared to those without CA (Gotlib *et al.*, 2020; Kalia *et al.*, 2020), few studies have investigated social buffering effects on mental health symptoms during the pandemic in young people with CA (McLaughlin *et al.*, 2022) and most studies lacked access to pre-pandemic baseline measures (Kauhanen *et al.*, 2023). Studies involving young people without CA have shown that those with higher levels of perceived social support, particularly friendship support, reported lower levels of depression and anxiety symptoms during the COVID-19 pandemic (Özmete & Pak, 2020; Grey *et al.*, 2020; Bernasco *et al.*, 2021; Houghton *et al.*, 2022; Juvonen *et al.*, 2022; Magson *et al.*, 2021). Furthermore, those who felt virtually more connected with their friends during national lockdowns also reported lower levels of depression and anxiety symptoms (Ellis *et al.*, 2020; Magson *et al.*, 2021; McKinlay *et al.*, 2022). In fact, not being able to see their friends was the greatest concern of young people during the first pandemic-related lockdown in Australia (Magson *et al.*, 2021). This concern was rated as most distressing over and above health concerns, disruptions to daily routines, and educational worries.

The Resilience after COVID-19 Threat (REACT) study offers the rare opportunity to investigate friendship buffering effects on mental health symptoms before and at three timepoints during the COVID-19 pandemic in 102 young people (aged 16-26) with retrospectively self-reported low to moderate CA (Smith *et al.*, 2021). Specifically, young people were assessed pre-pandemic (August 2019 to March 2020), during the first national lockdown in the UK (April to May 2020), during phased reopening (July to August 2020), and leading up to and during the second lockdown (October to November 2020). Prior to the pandemic, we have investigated the same sample of young people with CA and observed an association between greater perceived friendship quality and better mental health (König *et al.*, 2023). In addition, we found that in a representative MRI sub-sample ($n = 62$), high-quality friendships may aid hippocampal stress responsivity in those with threat experiences. Building on these findings, we first investigated the impact of the COVID-19 pandemic on psychosocial functioning. Specifically, we hypothesized that in response to the COVID-19 outbreak, young people with CA would report an overall increase in depression and anxiety symptoms (Hawes *et al.*, 2022; Kauhanen *et al.*, 2023; Santomauro *et al.*, 2021; Xiong *et al.*, 2020; hypothesis 1.1) as well as a reduction in perceived friendship quality (Bernasco *et al.*, 2021; Magson *et al.*, 2021; hypothesis 1.2). In addition, we expected these trends to be exacerbated during lockdown periods given that research by Pedersen *et al.* (2022) has shown poorer mental health outcomes in response to lockdowns and improved outcomes related to reopening phases. Second, we investigated CA exposure as a risk factor for poorer psychosocial outcomes during the COVID-19 pandemic. Specifically, we hypothesized that during the COVID-19 pandemic more severe CA would be associated with worse depression and anxiety symptoms (Gotlib *et al.*, 2020; Kalia *et al.*, 2020; hypothesis 2.1) as

well as lower levels of perceived friendship quality (McCrorry et al., 2022; Nevard et al., 2021; Sheikh et al., 2016; hypothesis 2.2). Third, we investigated whether any friendship buffering effect observed before the COVID-19 pandemic would also extend into the COVID-19 pandemic. Specifically, we hypothesized that higher friendship quality would be associated with lower depression and anxiety symptoms before and during the COVID-19 pandemic (Özmete & Pak, 2020; Bernasco et al., 2021; Houghton et al., 2022; Juvonen et al., 2022; König et al., 2023; Magson et al., 2021; hypothesis 3). Finally, we explored the role of perceived stress during the COVID-19 pandemic as a potential mechanism linking pre-pandemic friendship quality with mental health symptoms during the COVID-19 pandemic (Achterberg et al., 2021; Gotlib et al., 2020).

Methods

Study description

The REACT study (Smith et al., 2021) builds on the Resilience after Individual Stress Exposure (RAISE) study, a UK multilevel study of young people aged 16–26 with retrospectively self-reported CA. The RAISE study commenced in August 2019 and was terminated prematurely in March 2020 due to a pandemic-related university-wide closure of laboratory research activities (Moreno-López et al., 2021). For the REACT study, we contacted all RAISE participants ($N = 102$, $M_{\text{age}} = 22.24$, 64.7% female) who had previously provided consent at the *pre-pandemic baseline* to be recontacted for future studies. This study utilized data collected at four online assessment timepoints. The pre-pandemic baseline took place between August 2019 and March 2020. The first follow-up assessment occurred from April to May 2020, during the first national lockdown in the UK (*first lockdown*: $n = 79$). The second follow-up assessment occurred from July to August 2020, a period of eased restrictions (*reopening*: $n = 77$). The final follow-up assessment occurred from October to November 2020, a second phase of increased pandemic-related restrictions (*second lockdown*: $n = 73$) (Figure 1). All participants provided informed consent for both the RAISE and REACT studies. Comprehensive study protocols for both the RAISE study (Moreno-López et al., 2021) and the REACT study (Smith et al., 2021) have been previously published. Participants were recruited across Cambridgeshire, UK from the general population through flyers and via social media as well as from previous studies conducted at the Department of Psychiatry, University of Cambridge (NSPN 2400 Cohort; Kiddle et al., 2018). The RAISE study received funding from the Royal Society in January 2018 and ethical approval from the National Research Ethics Service and the NRES Committee East of England-Cambridge Central (REC reference: 18/EE/0388, IRAS project ID: 241765) in February 2019. The REACT study was approved to be funded by the same grants and received ethical approval from the Cambridge Psychology Research Ethics Committee (PRE.2020.037).

Participants

Individuals were eligible to participate if they were aged between 16–26 years, able to speak, write, and understand English, and self-reported CA before the age of 16. Eligibility criteria were assessed via telephone before the pre-pandemic baseline by a trained member of the study team. Participants received a total of £100 upon completion of all four study phases. Specifically, participants received £10 for the completion of the pre-pandemic baseline assessments and £30 for the completion of each follow-up

assessment. A dropout analysis using two-sample *t*-tests compared characteristics between the second lockdown sample and the participants ($n = 29$) who dropped out before that assessment timepoint, indicating that attrition was random and not influenced by specific sample characteristics (e.g., age, gender identity, CA experiences, or friendship quality; supplementary Table S1).

Measures

At all assessment timepoints, participants received an email with a secure online link to remotely complete self-report questionnaires. All questionnaires (incl. instructions and items) were carefully selected to ensure accessibility and age-appropriateness for our entire sample, which ranged in age from 16 to 26 (Demkowicz et al., 2021). Only the measures relevant for the current study are reported below (supplementary Tables S1), for a complete list of measures please see Moreno-López et al. (2021) and Smith et al. (2021).

Mental health

The *Mood and Feelings Questionnaire* (MFQ; Angold & Costello, 1987) was used to assess current (i.e., past two weeks) depression symptoms. At each assessment timepoint, participants rated 33 items such as “I felt miserable or unhappy” on a 4-point Likert scale (1 = never, 4 = always). Positive items were reverse coded so that higher scores indicate more depression symptoms. Internal consistency for the total scale was excellent across all assessment timepoints (pre-pandemic baseline: $\alpha = .94$, first lockdown: $\alpha = .93$, reopening: $\alpha = .95$, second lockdown: $\alpha = .95$).

The *Revised Children’s Manifest Anxiety Scale* (RCMAS; Reynolds & Richmond, 1978) was used to assess current (i.e., past two weeks) anxiety symptoms. At each assessment timepoint, participants rated items such as “I worried a lot of the time” on a 4-point Likert scale (1 = never, 4 = always). Positive items were reverse coded so that higher scores indicate more anxiety symptoms. This 28-item screening measure comprises three subscales (physiological anxiety, worry/oversensitivity, social concerns/concentration), which were combined to estimate the total severity of anxiety symptoms. Internal consistency for the total scale was excellent across all assessment timepoints (pre-pandemic baseline: $\alpha = .94$, first lockdown: $\alpha = .95$, reopening: $\alpha = .95$, second lockdown: $\alpha = .95$).

Perceived friendship quality

The *Cambridge Friendship Questionnaire* (CFQ; van Harmelen et al., 2017) was used to assess the self-reported number, availability, and quality of current friendships. At each assessment timepoint, participants rated items such as “Do you feel that your friends understand you?”. Negative items were reverse coded so that higher scores indicate greater perceived friendship quality. As previously detailed (König et al., 2023), an exploratory factor analysis conducted on the 8-items of the CFQ revealed low factor loading ($< .40$; Stevens, 2001) of item 6 (“Do people who aren’t your friends laugh at you or tease you in a hurtful way?”), which therefore was excluded from all subsequent analyses. Internal consistency for the 7-item solution was acceptable across all assessment timepoints (pre-pandemic baseline: $\alpha = .75$, first lockdown: $\alpha = .73$, reopening: $\alpha = .68$, second lockdown: $\alpha = .77$).

Perceived stress

The *Perceived Stress Scale* (PSS; Cohen et al., 1983) was used to assess current (i.e., past two weeks) levels of appraised stress, but

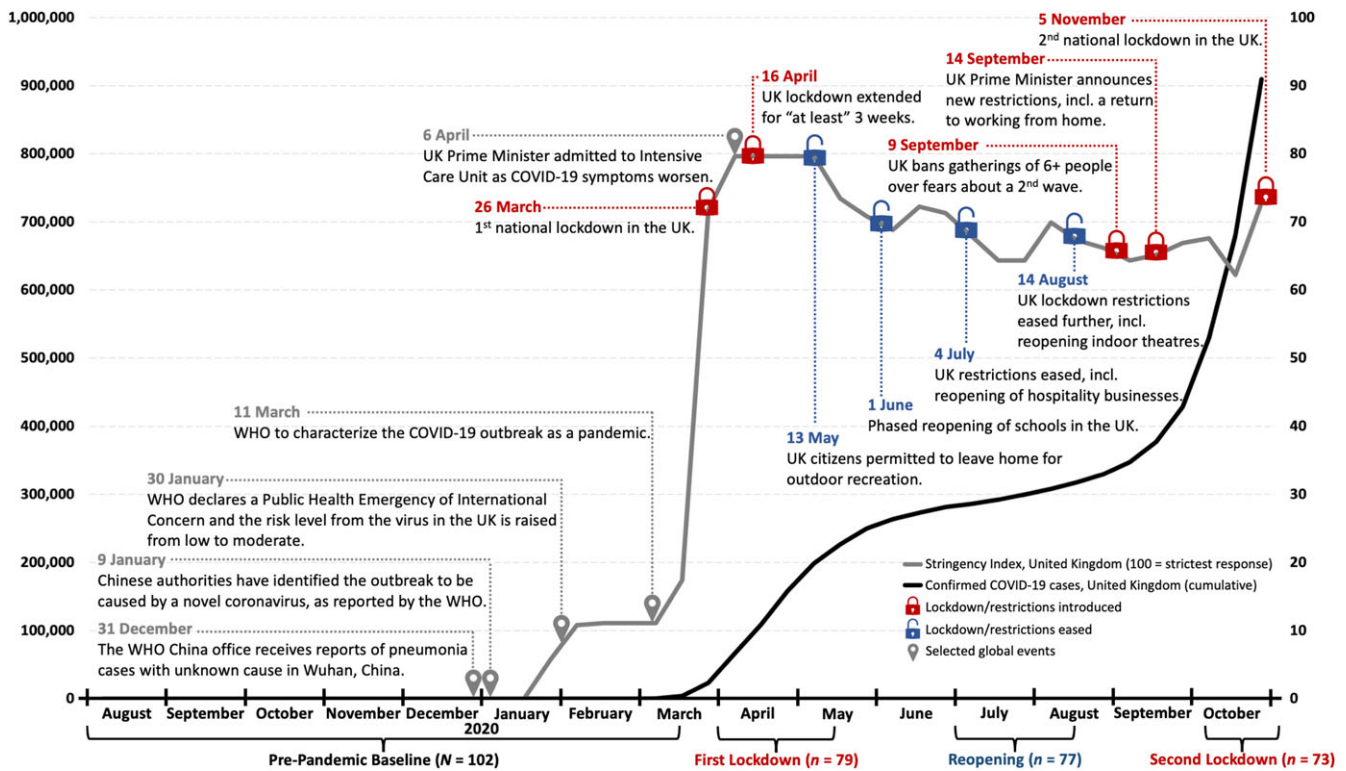


Figure 1. Study assessment timepoints and UK COVID-19 cases and restrictions from August 2019 to November 2020. *Note.* The stringency index is a composite measure comprised of nine metrics including school and workplace closures, cancellation of public events, and travel bans. A higher stringency index indicates stricter UK government policies. Data related to the UK stringency index and confirmed COVID-19 cases has been retrieved from the Oxford COVID-19 Government Response Tracker (Hale et al., 2021). In addition, information about selected UK COVID-19 restrictions and developments has been retrieved from the (Institute for Government, 2022) and the British Foreign Policy Group (Aspinall, 2020).

was only assessed during the follow-up timepoints. At each follow-up assessment timepoint, participants rated 10 items such as “How often have you felt nervous and stressed” on a 5-point Likert scale (1 = never, 5 = very often). Positive items were reverse coded so that higher scores indicate greater levels of perceived stress. Internal consistency for the total scale was excellent across all assessment timepoints (first lockdown: $\alpha = .88$, reopening: $\alpha = .93$, second lockdown: $\alpha = .86$).

Childhood adversity

At pre-pandemic baseline, different types of CA experiences were assessed using three retrospective self-report questionnaires: the Short-Form of the Childhood Trauma Questionnaire, the Measure of Parental Style Questionnaire, and the Alabama Parenting Questionnaire. Positive items on these questionnaires were reverse coded so that higher scores indicate more severe CA experiences. See below for details on how these scales were further processed to compute a cumulative CA index. Please note that this analytic procedure has been applied and presented in full detail in previous works (König et al., 2023). However, for completeness, we will provide a summary of its methodological details here.

The *Short-Form of the Childhood Trauma Questionnaire* (CTQ-SF; Bernstein et al., 2003) was used to assess maltreatment experiences within the family environment during childhood or adolescence. Participants rated items such as “I didn’t have enough to eat” on a 5-point Likert scale (1 = never true, 5 = very often true). This 28-item screening measure comprises five subscales (sexual, physical, and emotional abuse, and physical and emotional neglect), which can be combined to estimate a total severity score.

Internal consistency was excellent for the total scale (Cronbach’s $\alpha = .92$) and acceptable to excellent for the four subscales (physical abuse: $\alpha = .81$; emotional abuse: $\alpha = .85$; physical neglect: $\alpha = .72$; emotional neglect: $\alpha = .93$). The sexual abuse subscale ($\alpha = .94$) was excluded from all analyses due to too low prevalence ($Mdn = 0$, $IQR = 0$). Based on established cutoff scores for the CTQ (Bernstein et al., 1994), our baseline sample can be characterized reporting low to moderate levels of CA.

The *Measure of Parental Style Questionnaire* (MOPS; Parker et al., 1997) was used to assess adverse maternal and paternal parenting style experiences. Participants rated items such as “My father was physically violent or abusive to me” on a 4-point Likert scale (1 = not true at all, 4 = extremely true). This 30-item screening measure comprises six subscales (maternal and paternal abuse, -indifference, and -overcontrol), which can be combined to estimate a total severity score. Internal consistency was excellent for the total maternal scale ($\alpha = .91$) and paternal scale ($\alpha = .90$) and acceptable to good for the six subscales (maternal abuse: $\alpha = .86$, -indifference: $\alpha = .88$; -overcontrol: $\alpha = .78$; paternal abuse: $\alpha = .77$; -indifference: $\alpha = .90$; -overcontrol: $\alpha = .89$).

The *Alabama Parenting Questionnaire* (APQ; Frick, 1991) was used to assess past adverse parenting experiences. Participants rated items such as “Your parents spanked you with their hand when you have done something wrong” on a 5-point Likert scale (1 = never true, 5 = very often true). This 42-item screening measure comprises five subscales (corporal punishment, parental involvement, negative parenting, poor monitoring/supervision, and inconsistent discipline), which can be combined to estimate a total severity score. At pre-pandemic baseline, a modified 15-item

version of the APQ was administered retaining all five subscales (guided by Elgar et al. (2007)). Internal consistency was poor for two subscales (poor monitoring/supervision: $\alpha = .51$; inconsistent discipline: $\alpha = .57$), which led to their exclusion from all analyses. Internal consistency was good for the 9-item total scale ($\alpha = .85$) and acceptable to good for the remaining three subscales (corporal punishment: $\alpha = .86$; parental involvement: $\alpha = .77$; negative parenting: $\alpha = .83$).

Principal component analysis

To compute a *cumulative CA index* (higher index indicating more severe CA experiences), a principal component analysis (PCA) with non-orthogonal (oblique) rotation was run on individual scores of the three APQ subscales, four CTQ-SF subscales, and six MOPS subscales. The PCA was run using the psych R package (version 2.3.3; Revelle, 2022) and mean imputations to replace missing values were performed using the mice R package (version 3.16.0; Van Buuren & Groothuis-Oudshoorn, 2011). The Kaiser-Meyer-Olkin measure verified the sampling adequacy for the analysis (KMO = .85; “meritorious” according to Kaiser (1974)) and all KMO values for individual items were $\geq .70$. Bartlett’s test of sphericity, $\chi^2_{78} = 722.86$, $p < .001$, indicated that correlations between items were sufficiently large for a PCA. Examining the scree plot in the context of our relatively small sample size led us to retain a two-component solution. The principal component (PC) scores and their associations have been previously visualized and summarized by (König et al., 2023). In summary, PC1 explained 37% of variance and is referred to as the *deprivation dimension* because most items capture experiences related to the absence of expected inputs from the environment. PC2 explained 21% of variance and is referred to as the *threat dimension* because most items capture experiences related to harm or threat of harm. To account for the contributions of both PCs, we weighted the scores for each PC by their explained variance and subsequently summed these scores to compute a single index of total severity experienced. This *cumulative CA index* was utilized in all subsequent analyses. Please note that dimensional effects of CA were not the focus of the current study and are therefore only reported in the supplementary information on an exploratory basis (Tables S10–S15).

Statistical analysis

All analyses were performed in R (version 4.3.0; R Core Team, 2022). In case of missing questionnaire data, total scores were only derived if 100% of items were answered for scales with < 15 items or if 85% of items were answered for scales with ≥ 15 items. This resulted in an average of 1.96% of missing questionnaire data at pre-pandemic baseline, 1.27% during the first lockdown, 6.49% at reopening, and 1.37% during the second lockdown (Supplementary Table S2). Outliers were detected and excluded based on the Rosner’s test (EnvStats R package version 2.7.0; Millard, 2013). First, we examined whether the COVID-19 outbreak was associated with an increase in depression and anxiety symptoms (hypothesis 1.1) as well as a reduction in perceived friendship quality (hypothesis 1.2). Specifically, we examined whether these trends were exacerbated during lockdown periods. Second, we examined whether more severe CA exposure was associated with greater depression and anxiety symptoms (hypothesis 2.1) as well as lower levels of perceived friendships quality (hypothesis 2.2) before and during the COVID-19 pandemic. Third, we examined whether higher

friendship quality would be associated with lower depression and anxiety symptoms before and during the COVID-19 pandemic (hypothesis 3). To accomplish this, we utilized linear mixed-effects models (lmerTest R package version 3.1.3; Kuznetsova et al., 2017). In building our models, we started with a random intercept model including only the fixed effect of assessment timepoint. In step 2, we added fixed effects for CA or friendship support to determine their additional predictive value. In step 3, we added the interaction terms for assessment timepoint \times CA or assessment timepoint \times friendship support to account for potential differential impacts of CA or friendship support over time. In step 4, we added age at assessment timepoint and gender identity as covariates. Subject-level random intercepts were included for all models (Baayen et al., 2008) and reported coefficients were standardized using z-scores. Across all models, missing data was handled using maximum likelihood estimation allowing for the comparison of nested models using Akaike Information Criteria (AIC; Akaike, 1974). Model fit was assessed using both the AIC value with a lower value indicating better model fit as well as likelihood ratio tests with a non-significant difference ($p > .05$) resulting in the retention of the more parsimonious model. Please see our supplementary information for all model specifications and a summary of model fit indices (Tables S4–S26). Main effects of the best-fitting models were inspected using omnibus Type III *F* tests with Satterthwaite’s approximation for degrees of freedom. Post-hoc analyses were corrected for multiple comparisons using the false discovery rate (FDR) correction method (Benjamini & Hochberg, 1995). Given that mental health indicators were found to fluctuate depending on pandemic-related social distancing restrictions (Pedersen et al., 2022), we further explored the interrelationships between changes in friendship quality and mental health symptoms across all assessment timepoints. Specifically, based on the (Kievit et al., 2018) tutorial, three exploratory bivariate latent change score (BLCS) models (lavaan R package version 0.6.16; Rosseel, 2012) were built to examine the interplay between perceived friendship quality and mental health symptoms from pre-pandemic baseline to first lockdown, first lockdown to reopening, and reopening to second lockdown (see supplementary section G for further information; Figure S5). Because of our comparatively small sample size, we chose to analyze three distinct BLCS models instead of incorporating all relationships into a single model (Hertzog et al., 2006). Finally, we explored whether perceived stress during the first lockdown mediated the relationship between pre-pandemic levels of perceived friendship quality and mental health symptoms during reopening. Given that perceived stress was only assessed during follow-up and mediation has been proposed to represent a process that unfolds over time (O’Laughlin et al., 2018), we used a sequential mediation analysis (sem R package version 3.1.15; Fox, 2006) to capture the temporal sequence of the process of interest (Cain et al., 2018). To further explore the self-reported psychosocial experiences of young people with CA during the COVID-19 pandemic, we analyzed four items from the COVID-19 Adolescent Symptom and Psychological Experience Questionnaire (CASPE; Ladouceur, 2020) with findings detailed in the supplementary information (section J; Figures S9–S11).

Two post-hoc simulation-based power analyses were conducted. First, we used the mixedpower R package (version 0.1.0; Kumle et al., 2021) to estimate power in our linear mixed-effects model examining the main effect of friendship quality on

depression symptoms before and during the COVID-19 pandemic (Marginal $R^2 = .178$; Conditional $R^2 = .668$). Results of these Monte Carlo simulations indicated that a sample size of $N = 70$ corresponds to more than 80% power for detecting the main effect. Hence, our sample sizes, ranging from $N = 102$ before the COVID-19 pandemic to $N = 73$ during the second lockdown, should provide at least 80% power to detect main effects. Second, to estimate sample size and power for our sequential mediation model, we ran Monte Carlo simulations via the Shiny App developed by Schoemann et al. (2017) (available at https://schoemanna.shinyapps.io/mc_power_med/). These simulations indicated that a sample of $N = 73$ participants results in 80% power for detecting the indirect effect (ab path). Further details on these statistical power considerations are provided in the supplementary information (section I).

Results

The impact of the COVID-19 pandemic on mental health symptoms (hypothesis 1.1)

Compared to pre-pandemic baseline levels, depression symptoms significantly increased during the COVID-19 pandemic ($\beta = 0.06$, $SE = 0.03$, 95% CI [0.01, 0.12], $p = .016$). Specifically, depression symptoms were significantly elevated during the first lockdown ($\beta = 0.30$, $SE = 0.08$, 95% CI [0.14, 0.45], $p < .001$), the reopening ($\beta = 0.33$, $SE = 0.08$, 95% CI [0.17, 0.49], $p < .001$), and the second lockdown ($\beta = 0.18$, $SE = 0.08$, 95% CI [0.02, 0.34], $p = .024$) (Table 1, Figure 2a). Anxiety symptoms were significantly elevated during the first lockdown ($\beta = 0.20$, $SE = 0.08$, 95% CI [0.04, 0.37], $p = .017$), but returned to pre-pandemic baseline levels during reopening ($\beta = 0.15$, $p = .088$), and the second lockdown ($\beta = 0.12$, $p = .184$) (Table 1, Figure 2b). No main effect of time was observed for anxiety symptoms across the COVID-19 pandemic ($\beta = 0.03$, $p = .248$). Therefore, the following analyses will focus on the effects related to depression symptoms. Findings related to anxiety symptoms are reported in

the supplementary information (Tables S4–S5, S8, S14–S16, S18–S22, S26; Figures S3, S4, S6, S8), along with supplementary Table S3 displaying correlations between the main study variables across all assessment timepoints.

The impact of the COVID-19 pandemic on perceived friendship quality (hypothesis 1.2)

Compared to pre-pandemic baseline levels, our sample reported a significant increase in perceived friendship quality during the first lockdown ($\beta = 0.21$, $SE = 0.08$, 95% CI [0.04, 0.38], $p = .014$), a return to pre-pandemic baseline levels during reopening ($\beta = 0.07$, $p = .436$), and another significant increase during the second lockdown ($\beta = 0.18$, $SE = 0.09$, 95% CI [0.01, 0.35], $p = .039$) (Table 1, Figure 3, supplementary Tables S6, S7). No main effect of time was observed for friendship quality across the COVID-19 pandemic ($\beta = 0.04$, $p = .136$).

The impact of childhood adversity on depression symptoms before and during the COVID-19 pandemic (hypothesis 2.1)

Depression symptoms before and during the pandemic were not related to CA. Specifically, compared to the baseline model which included only assessment timepoint as a main effect (AIC = 636.43, BIC = 658.93), adding CA as a predictor did not significantly improve model fit (AIC = 634.82, BIC = 661.06, $p > .05$) (see supplementary Table S8).

The impact of childhood adversity on perceived friendship quality before and during the COVID-19 pandemic (hypothesis 2.2)

When controlling for all assessment timepoints, more severe CA was associated with lower friendship quality ($\beta = -0.42$, $SE = 0.18$, 95% CI [-0.78, -0.07], $p = .020$). FDR-corrected post-hoc analyses revealed that this relationship was present at each assessment timepoint during the COVID-19 pandemic ($p_{\text{FDR}} = .022$) but

Table 1. Descriptive statistics for (A) depression symptoms, (B) anxiety symptoms, and (C) friendship quality before and during the COVID-19 pandemic

	<i>N</i>	<i>M (SD)</i>	<i>Mdn</i>	Min	Max	IQR	95% CI
A. Depression symptoms							
Pre-pandemic baseline	98	48.64 (10.51)	46.50	33	87	13.00	[46.53, 50.75]
First lockdown	76	52.09 (11.39)	51.50	34	84	15.25	[49.49, 54.70]
Reopening	74	53.05 (14.27)	51.00	33	91	17.75	[49.75, 56.36]
Second lockdown	70	51.03 (12.65)	47.00	33	92	18.50	[48.01, 54.05]
B. Anxiety symptoms							
Pre-pandemic baseline	98	45.86 (12.23)	42.00	28	78	17.50	[43.41, 48.31]
First lockdown	77	48.14 (13.74)	45.00	28	81	17.00	[45.03, 51.26]
Reopening	71	48.08 (14.81)	46.00	28	88	18.00	[44.58, 51.59]
Second lockdown	70	47.39 (14.44)	48.00	28	84	21.00	[43.94, 50.83]
C. Friendship quality							
Pre-pandemic baseline	102	27.47 (3.55)	28.00	18	34	6.00	[26.77, 28.17]
First lockdown	78	28.29 (3.61)	29.00	19	34	4.00	[27.48, 29.11]
Reopening	77	27.73 (3.49)	28.00	19	34	5.00	[26.94, 28.52]
Second lockdown	72	28.04 (3.72)	28.00	17	34	5.00	[27.17, 28.92]

Note. Descriptive statistics are provided for raw scores of the respective self-report questionnaire, following outlier removal. IQR = interquartile range, 95% CI = 95% confidence interval.

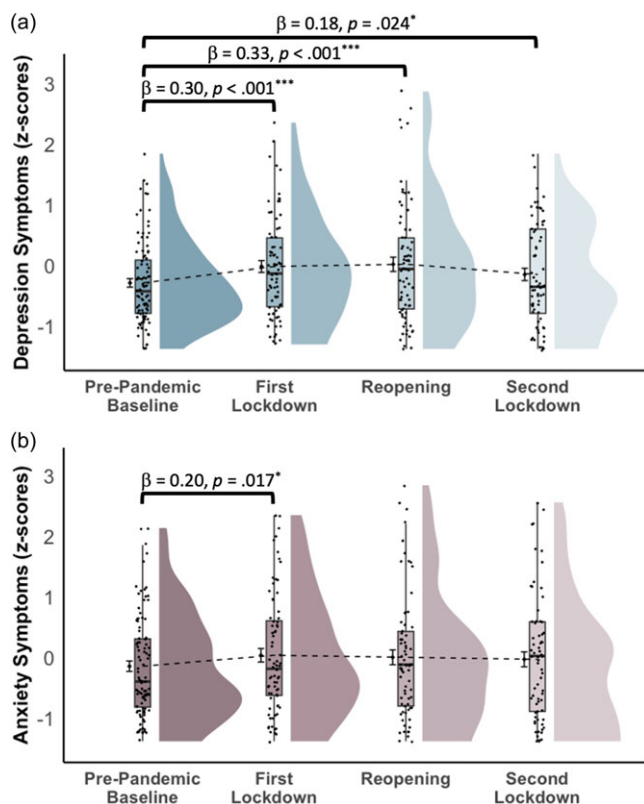


Figure 2. (a) Depression and (b) anxiety symptoms before and during the COVID-19 pandemic. *Note.* Compared to pre-pandemic baseline levels, participants self-reported (a) elevated depression symptoms during the first lockdown ($p < .001$), the reopening ($p < .001$), and the second lockdown ($p = .024$) and (b) elevated anxiety symptoms during the first lockdown ($p = .017$). The raincloud plots (Allen et al., 2019) display standardized depression and anxiety scores (y -axis) across all assessment timepoints (x -axis). To emphasize the main effect of time, we first plotted the mean and 95% confidence intervals for each assessment timepoint and connected these with a dashed line. Second, we added box plots showing the median (solid vertical line) and interquartile range. The black dots represent individual raw datapoints. Third, we added violin plots to visualize the probability distribution. β = standardized coefficient; * $p < .05$, *** $p < .001$.

absent at pre-pandemic baseline ($p_{FDR} = .078$) (Figure 4 and supplementary Tables S8, S9, Figure S1).

Friendship effects on depression symptoms before and during the COVID-19 pandemic (hypothesis 3)

When controlling for all assessment timepoints, greater perceived friendship quality was associated with lower levels of depression symptoms ($\beta = -0.35$, $SE = 0.06$, 95% CI $[-0.48, -0.22]$, $p < .001$). FDR-corrected post-hoc analyses confirmed that this negative relationship between friendship quality and depression symptoms was present at each assessment timepoint ($p_{SFDR} < .003$) (Figure 5 and supplementary Tables S16, S17, Figure S2).

Exploring the interplay between perceived friendship quality and depression symptoms from before to during the COVID-19 pandemic

We utilized BLCS modeling to explore the interrelationships between perceived friendship quality and depression symptoms from before to during the COVID-19 pandemic (Figure 6, supplementary Tables S19–S22). Specifically, we estimated the

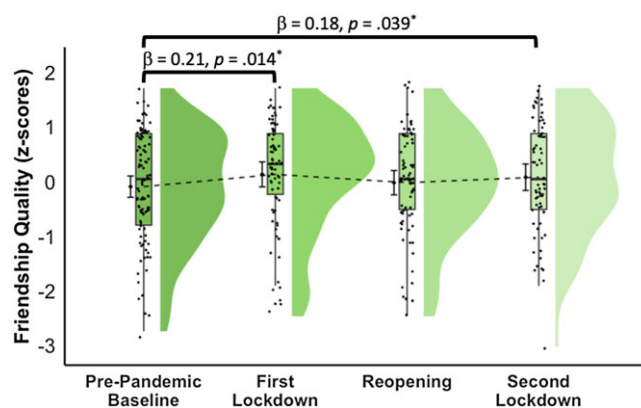


Figure 3. Perceived friendship quality before and during the COVID-19 pandemic. *Note.* Compared to pre-pandemic baseline levels, participants self-reported elevated levels of perceived friendship quality during the first ($p = .014$) and second lockdown ($p = .039$). This raincloud plot displays standardized perceived friendship quality scores (y -axis) across all assessment timepoints (x -axis). To emphasize the main effect of time, we first plotted the mean and 95% confidence intervals for each assessment timepoint and connected these with a dashed line. Second, we added box plots showing the median (solid vertical line) and interquartile range. The black dots represent individual raw datapoints. Third, we added violin plots to visualize the probability distribution. β = standardized coefficient; * $p < .05$.

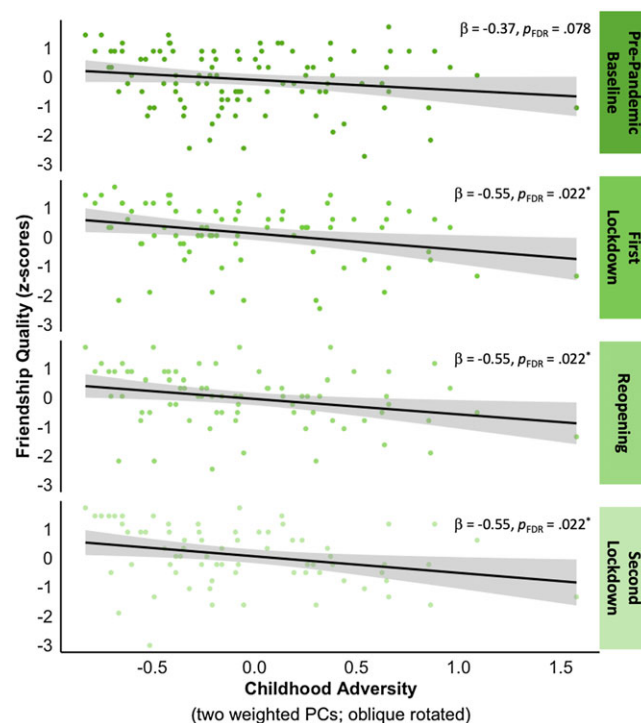


Figure 4. Childhood adversity effects on perceived friendship quality before and during the COVID-19 pandemic. *Note.* Participants with more severe CA (x -axis) self-reported lower friendship quality (y -axis) at each assessment timepoint during the COVID-19 pandemic ($p_{SFDR} = .022$) but not at pre-pandemic baseline ($p_{FDR} = .078$). Index scores of CA comprise two weighted and oblique rotated principal components (PCs). Both axes represent standardized scores. The shading of individual data points corresponds to the four different assessment timepoints. The black lines show the best-fitting linear regression lines, and the shaded regions represent the 95% confidence intervals. β = standardized coefficient; * $p_{FDR} < .05$.

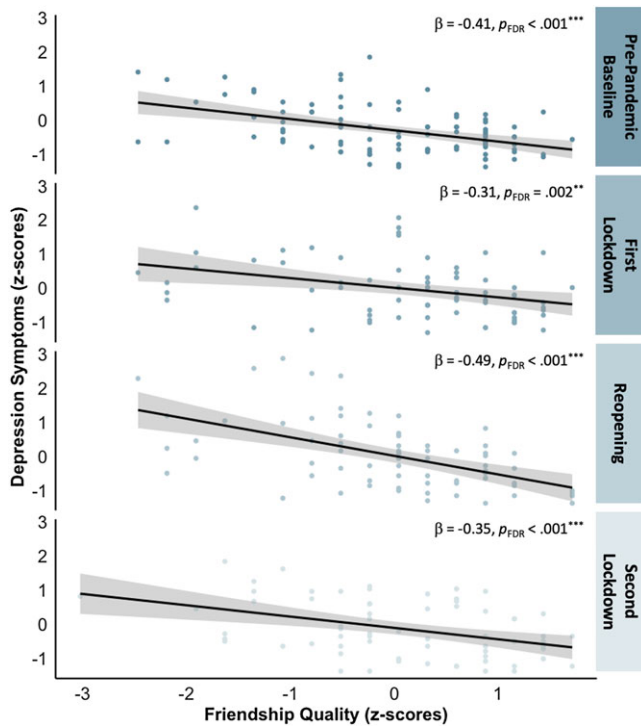


Figure 5. Friendship effects on depression symptoms before and during the COVID-19 pandemic. *Note.* Participants with greater perceived friendship quality (*x*-axis) also self-reported lower levels of depression symptoms (*y*-axis) across all assessment timepoints ($p_{\text{FDR}} < .003$). Both axes represent standardized scores. The black lines show the best-fitting linear regression lines and the shaded regions represent the 95% confidence intervals. β = standardized coefficient; ** $p_{\text{FDR}} < .01$, *** $p_{\text{FDR}} < .001$.

dynamics between both domains of interest from pre-pandemic baseline to first lockdown, first lockdown to reopening, and reopening to second lockdown.

Pre-pandemic baseline to first lockdown

First, we observed a strong negative correlation between friendship quality and depression symptoms at pre-pandemic baseline (Est = -0.33 , SE = 0.08 , $z = -4.15$, $p < .001$), indicating that individuals with greater friendship quality self-reported lower depression symptoms and vice versa (Figure 6a).

Second, greater friendship quality at pre-pandemic baseline was negatively associated with change in friendship quality between pre-pandemic baseline and the first lockdown (Est = -0.25 , SE = 0.09 , $z = -2.86$, $p = .004$). This indicates that those with already high friendship quality before the pandemic showed a slower increase in friendship quality when entering the first lockdown. Those with lower friendship quality instead reported a stronger increase in perceived quality when entering the first lockdown. However, greater friendship quality at pre-pandemic baseline was not associated with change in depression symptoms between both timepoints (Est = 0.06 , $p = .512$). Furthermore, greater depression symptoms at pre-pandemic baseline were neither associated with change in friendship quality (Est = 0.01 , $p = .916$) nor the change in depression symptoms (Est = -0.22 , $p = .101$).

Third, after accounting for these coupling and self-feedback pathways, we observed that changes in both friendship quality and depression symptoms were negatively correlated (Est = -0.15 ,

SE = 0.06 , $z = -2.72$, $p = .007$), suggesting that changes in both domains co-occur at the same time. In other words, a greater change in friendship quality co-occurred with a slower change in depression symptoms and vice versa.

First lockdown to reopening

First, we observed a strong negative correlation between friendship quality and depression symptoms during the first lockdown (Est = -0.31 , SE = 0.10 , $z = -2.99$, $p = .003$), indicating that individuals with greater friendship quality self-reported lower depression symptoms and vice versa (Figure 6b).

Second, greater friendship quality during the first lockdown was negatively associated with change in friendship quality between the first lockdown and reopening (Est = -0.31 , SE = 0.10 , $z = -3.08$, $p = .002$). This indicates that those with greater friendship quality showed a slower change in friendship quality between both timepoints. Moreover, greater friendship quality during the first lockdown was negatively associated with change in depression symptoms between both timepoints (Est = -0.16 , SE = 0.07 , $z = -2.30$, $p = .022$). This indicates that higher friendship quality during the first lockdown was associated with a slower change in depression symptoms. Furthermore, greater depression symptoms during the first lockdown were negatively associated with both change in depression symptoms (Est = -0.33 , SE = 0.09 , $z = -3.57$, $p < .001$) and change in friendship quality (Est = -0.17 , SE = 0.08 , $z = -2.08$, $p = .037$). This suggests that higher friendship quality during the first lockdown was associated with a slower increase in depression symptoms when entering the reopening period and that higher depressive symptoms during the first lockdown were associated with a slower increase in friendship quality. Such patterns of regression to the mean are often observed (Barnett *et al.*, 2005).

Third, after accounting for these coupling and self-feedback pathways, we observed that changes in both friendship quality and depression symptoms were negatively correlated (Est = -0.13 , SE = 0.04 , $z = -2.99$, $p = .003$), suggesting that changes in both domains co-occur at the same time.

Reopening to second lockdown

First, we observed a strong negative correlation between friendship quality and depression symptoms during reopening (Est = -0.48 , SE = 0.11 , $z = -4.31$, $p < .001$), indicating that individuals with greater friendship quality self-reported lower depression symptoms and vice versa (Figure 6c).

Second, greater friendship quality during reopening was negatively associated with change in friendship quality between reopening and the second lockdown (Est = -0.25 , SE = 0.06 , $z = -3.87$, $p < .001$), indicating that those with greater friendship quality showed a slower change in friendship quality between both timepoints. However, greater friendship quality during reopening was not associated with change in depression symptoms between both timepoints (Est = 0.03 , $p = .682$). Furthermore, greater depression symptoms during reopening were negatively associated with change in depression symptoms (Est = -0.38 , SE = 0.13 , $z = -2.97$, $p = .003$), but not associated with change in friendship quality (Est = 0.03 , $p = .764$).

Third, after accounting for these coupling and self-feedback pathways, we observed that changes in both friendship quality and depression symptoms were not correlated (Est = -0.08 , $p = .140$).

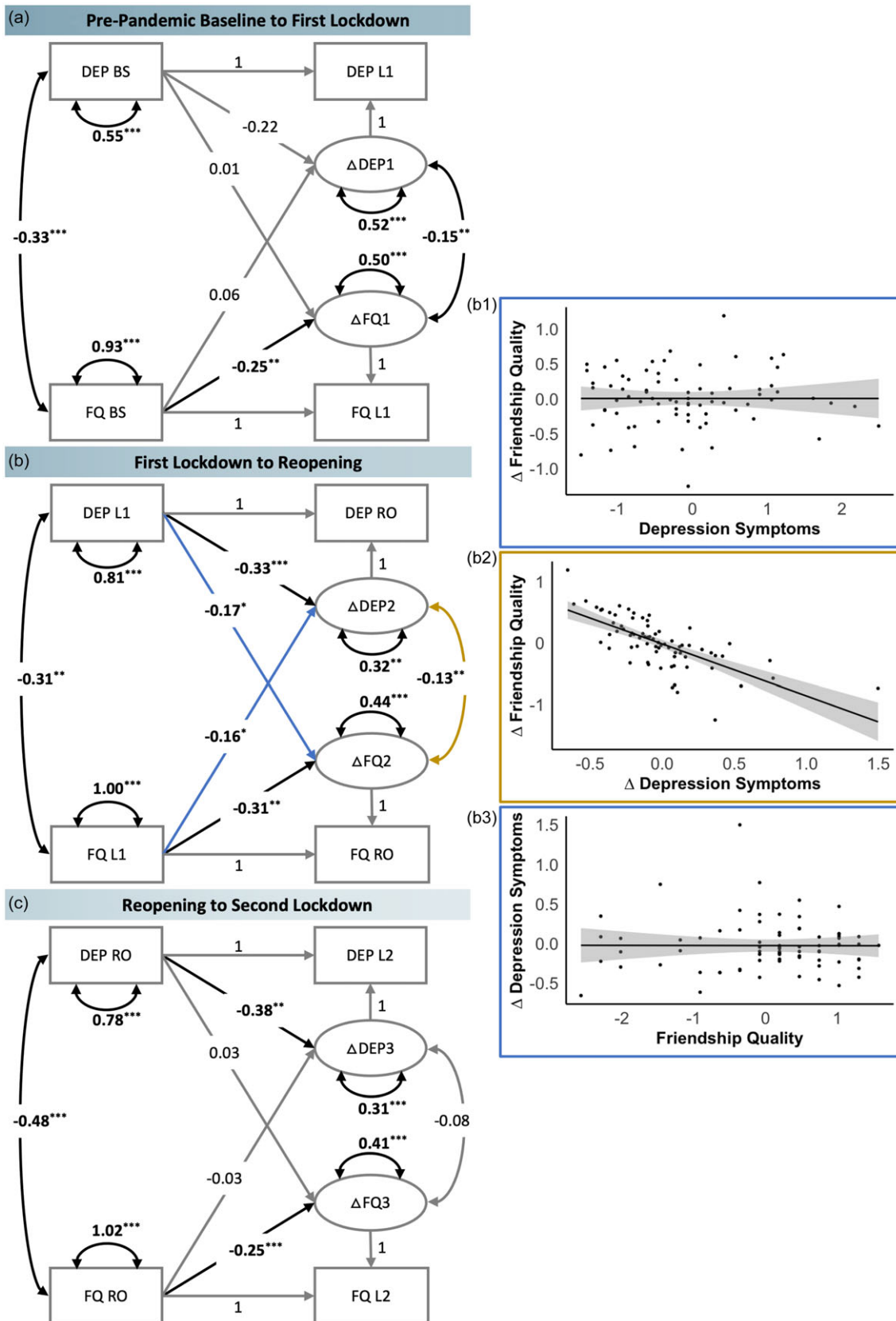


Figure 6. The interplay between perceived friendship quality and depression symptoms from before to during the COVID-19 pandemic. Note. Each path shows standardized parameter estimates. FQ = friendship quality domain, DEP = depression symptom domain, BS = pre-pandemic baseline, L1 = first lockdown, RO = reopening, L2 = second lockdown. Δ = latent change score, \rightarrow = directed relationship, \leftrightarrow = undirected relationship. Path in black denote significant effects. (b1) correlation between change in friendship quality and change in depression symptoms from the first lockdown to reopening, (b2) correlation between change in friendship quality and change in depression symptoms from the first lockdown to reopening, (b3) correlation between change in depression symptoms from the first lockdown to reopening and friendship quality at the first lockdown. Comparisons between raw correlations (b1 & b3) and the model estimated coupling parameters indicate potential suppression effects. Refer to supplementary section G for guidance on interpreting these models. * $p < .05$, ** $p < .01$, *** $p < .001$.

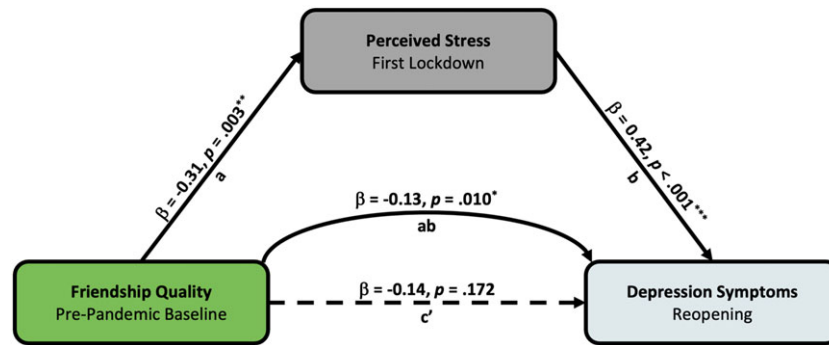


Figure 7. Perceived stress mediates the relationship between perceived friendship quality and depression symptoms. *Note.* Path a shows the standardized regression coefficient of the relationship between friendship quality during pre-pandemic baseline and perceived stress during the first lockdown. Path b shows the standardized regression coefficient of the relationship between perceived stress during the first lockdown and depression symptoms during reopening, while controlling for gender identity. Paths ab (indirect effect) and c' (direct effect) show the standardized regression coefficient of the relation between friendship quality during pre-pandemic baseline and depression symptoms during reopening without and while controlling for perceived stress during the first lockdown, respectively. Pre-pandemic baseline = August 2019 to March 2020 ($n = 97$ after outlier removal); first lockdown = April to May 2020 ($n = 75$ after outlier removal); reopening = July to August 2020 ($n = 73$ after outlier removal). Dashed line denotes non-significant effect. β = standardized coefficient; * $p < .05$, *** $p < .001$.

Exploring perceived stress as a potential mechanism linking perceived friendship quality with depression symptoms

A sequential mediation analysis revealed that perceived stress during the first lockdown fully mediated the relationship between friendship quality during pre-pandemic baseline and depression symptoms during reopening (indirect effect: $\beta = -0.13$, $SE = 0.05$, 95% CI [0.25, -0.05], $p = .010$; Figure 7). This analysis controlled for gender identity because of a significant main effect on perceived stress across all pandemic assessment timepoints ($\beta = 0.61$, $SE = 0.20$, 95% CI [0.21, 1.00], $p = .003$). Specifically, females reported significantly greater levels of perceived stress during the COVID-19 pandemic than males (supplementary section H; Figure S7; Tables S23–S25).

Discussion

In this study, we prospectively assessed friendship buffering effects on mental health symptoms from before to during the COVID-19 pandemic in 102 young people (aged 16–26) with low to moderate CA. Additionally, we explored the mediating role of perceived stress during the COVID-19 pandemic. First, we observed an overall increase in depression symptoms from before to during the COVID-19 pandemic. Anxiety symptoms were significantly elevated during the first lockdown but returned to pre-pandemic baseline levels afterwards. Perceived friendship quality increased during the first and second lockdown but returned to pre-pandemic baseline levels during reopening. Contrary to the stress sensitization hypothesis (Hammen et al., 2000), CA was not predictive of elevated depression symptoms following the COVID-19 outbreak. However, CA was associated with social thinning following the outbreak. Next, high-quality friendships were predictive of lower depression symptoms before and during the COVID-19 pandemic. In addition, we found that improvements in friendship quality co-occurred with reductions in depression symptoms between pre-pandemic baseline and reopening. Finally, we identified perceived stress during the first lockdown as a potential mechanism linking pre-pandemic baseline levels of perceived friendship quality with depression symptoms during reopening. Our findings highlight the importance of fostering stable and supportive friendships in young people with CA and suggest that through reducing stress perceptions high-quality

friendships can mitigate mental health problems during times of multidimensional stress.

In line with global longitudinal and meta-analytic findings (Pierce et al., 2020; Racine et al., 2021; Robinson et al., 2022; Santomauro et al., 2021), we observed a continuous increase in depression symptoms following the COVID-19 outbreak. For example, a meta-analysis by Racine et al. (2021), which included 29 studies and 80,879 young people worldwide, found that the global prevalence of clinically elevated depression symptoms in young people increased throughout the first year of the COVID-19 pandemic. A different trend has been observed for anxiety symptoms, which peaked during the first lockdown and returned to pre-pandemic baseline levels afterwards. A similar trajectory has been reported by Fancourt et al. (2021) as well as Robinson et al. (2022) and may be related to a reduction in perceived threats from uncertain physical and social environments following the first lockdown (Schweizer et al., 2023).

Surprisingly, perceived friendship quality increased during lockdowns compared to periods with less physical restrictions. This finding contrasts with trends observed in German and UK populations, where perceptions of social cohesion (i.e., social integration and stability) declined during pandemic-related lockdowns, particularly among vulnerable groups (Borkowska & Laurence, 2021; Silveira et al., 2022). However, qualitative findings by Larivière-Bastien et al. (2022) suggest that, despite maintaining virtual contact with peers during pandemic-related lockdowns, young people in Canada experienced a shift in their perspectives on in-person socialization and friendships. This shift, characterized by an increased awareness of the irreplaceable nature of friendships, may have triggered greater feelings of appreciation, particularly during lockdowns. Furthermore, the shift from face-to-face to predominantly online social interactions may have especially benefitted those with low-quality friendships, at least concerning access to support (Foulkes & Blakemore, 2021). Our exploratory bivariate latent change score models revealed that higher friendship quality at pre-pandemic baseline (or reopening) was negatively associated with changes in friendship quality between pre-pandemic baseline and the first lockdown (or between reopening and the second lockdown). This suggests that vulnerable young people with higher baseline friendship quality experienced slower changes in friendship quality during the lockdowns, whereas those with lower friendship quality experienced more

rapid improvements. Relatedly, Cole et al. (2017) showed that young people with low-quality friendships may be more successful in receiving support online. One explanation could be that maladaptive social functioning, such as poor social skills, pose less of a risk for social rejection or relationship conflicts when navigating the online world (Breux et al., 2023; Rodríguez-Domínguez et al., 2022). Furthermore, online social interactions have the advantage of not being geographically constrained, allowing young people with CA to more easily connect with individuals who share similar experiences (Ziebland & Wyke, 2012). Additionally, Wright & Wachs (2023) found that increased technology use for maintaining friendships predicted lower levels of self-isolation and higher friendship quality among young people in the U.S. during a pandemic-related lockdown. This buffering effect, observed around the same time as the first pandemic-related lockdown in the UK, contributes to the growing body of research highlighting the protective role of technology in sustaining relationship with significant others, such as friends, particularly when face-to-face contact is not possible (Juvonen et al., 2022). Having said that, the online world comes, unsurprisingly, with its own set of risks and challenges. For example, a systematic review by Daine et al. (2013) investigated the internet's influence on the risk of self-harm or suicide among vulnerable young people and found that up to 80% of those at risk had been exposed to suicide and self-harm-related materials online. Additionally, while online forums can be perceived as supportive communities, their use can also expose vulnerable young people to cyberbullying and the normalization of self-harming behaviors (Daine et al., 2013). Relatedly, research by Lytle et al. (2017) explored risk and protective factors for suicidal behaviors in marginalized young people and found that greater perceived in-person social support was linked to reduced odds of experiencing bullying, an effect not observed for perceived online social support. Hence, future research is needed to carefully examine if and how online platforms can be safely harnessed to facilitate meaningful social interactions, especially for vulnerable young people.

Contrary to the stress sensitization hypothesis (Hammen et al., 2000; Hammen, 2015), CA did not exacerbate depression symptoms following the COVID-19 outbreak. This may be because our sample was rather well-functioning, reporting only low to moderate CA as well as on average high levels of pre-pandemic friendship quality (König et al., 2023). While stress sensitization did not predict internalizing problems, it may have affected externalizing behavior and hence social functioning, which would explain our observed social thinning effect following the COVID-19 outbreak. For example, in a sample of young people with severe childhood neglect experiences, Wade et al. (2019) showed that greater exposure to later-life stressors was predictive of more externalizing problems. Translational research is needed to explore how training specific psychosocial skills in young people with CA may foster protective, high-quality, and stable social relationships. One pragmatic and mechanistically informed target for intervention is self-regulation skills training. For example, Miller et al. (2015) showed that among low-income young people, better self-regulation (i.e., the capacity to regulate one's thoughts, feelings, and actions) was associated with more positive psychosocial outcomes such as reduced depressive symptoms, internalizing problems, substance use, and aggressive behavior. However, better self-regulation in these disadvantaged young people was also associated with accelerated epigenetic aging, highlighting potential unforeseen health costs. Relatedly, Fritz et al. (2018) conducted a network analysis to investigate interrelations

between empirically grounded protective factors in young people with and without CA. Compared to those without CA, young people with CA demonstrated predominantly antagonistic associations between protective factors. In other words, the degree to which protective factors hamper rather than enhance each other was significantly higher in young people with CA. For example, low expressive suppression (i.e., the conscious display of certain emotions) was associated with low friendship support in young people with CA, but with high friendship support in young people without CA. Hence, to appropriately tailor preventative interventions towards the needs of young people with CA, future research must investigate the dynamics between protective factors and carefully consider potential health consequences (Méndez Leal & Silvers, 2021).

Next, we replicated recent longitudinal findings in young people without CA showing a link between high-quality friendships and better mental health following the first pandemic-related lockdown in the UK (Ashworth et al., 2022; Wiedemann et al., 2022). Specifically, we observed that high-quality friendship support was associated with lower depression symptoms before and during the COVID-19 pandemic. This study adds to a growing literature highlighting the mental health benefits of social support during the COVID-19 pandemic. For example, Choi et al. (2023) analyzed longitudinal data from 69,066 US adults (aged 18–88) and found that social support was associated with a 55% reduction in the odds of depression symptoms during the COVID-19 pandemic.

By utilizing bivariate latent change score modeling, we were able to further explore the dynamic interplay between friendship quality and depression symptoms before and during the COVID-19 pandemic. Specifically, we ran three models to capture the relations of interest between pre-pandemic baseline and first lockdown, first lockdown and reopening, and reopening and second lockdown. Across all models, young people with greater friendship quality self-reported lower depression symptoms and vice versa. This not only confirms our repeated cross-sectional and longitudinal findings, highlighting how high-quality friendships can protect against depression symptoms experienced before and during the COVID-19 pandemic (Bernasco et al., 2021; Gariépy et al., 2016; Sommerlad et al., 2021; van Harmelen et al., 2016), but also that greater depression symptoms can put young people at risk for experiencing poorer friendship support (Rosenquist et al., 2011). Furthermore, we found that improvements in friendship quality co-occurred with reductions in depression symptoms, which aligns with past pre-pandemic findings in a large sample of young people with CA (van Harmelen et al., 2021). This correlated change was observed between pre-pandemic baseline and reopening and may have disappeared afterwards due to a decreasing trend in depression symptoms. Together, these correlational findings align with the notion that mental health after stress exposure is dynamic and can fluctuate over time and that, at least to some extent, mental health is influenced by friendship support and vice versa (Ioannidis et al., 2020; Masten, 2014). Next, we observed that young people who entered the COVID-19 pandemic with high-quality friendships were better able to maintain that level of support, even during periods of increased physical distancing (Foulkes & Blakemore, 2021). In turn, these individuals might have been better equipped to deal with pandemic-related stressors as evident by lower depression symptoms. Furthermore, we found that following the COVID-19 outbreak, young people who reported higher depression symptoms were less likely to report reductions in their symptomatology over time. Interestingly, this

association was not observed between pre-pandemic baseline and first lockdown. This is opposite to Fancourt *et al.* (2021) longitudinal observations and suggests that, at least in our well-functioning sample, preexisting depression symptomatology was not a risk factor for higher levels of depression symptoms during the first lockdown. Finally, cross-domain coupling effects emerged between the first lockdown and reopening. However, comparisons between raw correlations and the model estimated coupling parameters indicate potential suppression effects (Maassen & Bakker, 2001), which is why we refrain from interpreting these findings. Across all models, we observed significant individual differences in perceived friendship quality, depression symptoms, and their change between timepoints. This should be investigated in future studies as effects found at the group level may not generalize to the individual level (Foulkes & Blakemore, 2018).

Next, we observed that pre-pandemic friendship quality longitudinally buffered depression symptoms during reopening via lowering perceived stress during the first lockdown. This finding aligns with recent research proposing pandemic-related stress perception as a mechanism linking challenging pre-pandemic experiences, such as CA or psychopathology, with reduced mental health and well-being during the COVID-19 pandemic (Achterberg *et al.*, 2021; Gotlib *et al.*, 2020). In addition, we found that females reported higher levels of perceived stress during the COVID-19 pandemic compared to males. This aligns with prior reports indicating a global trend wherein females exhibited a greater increase in the prevalence and burden of mental health problems following the COVID-19 outbreak than males (Choi *et al.*, 2023; Fancourt *et al.*, 2021; Gotlib *et al.*, 2020; Santomauro *et al.*, 2021).

Several limitations should be noted. First, our sample of well-educated young people with low to moderate CA may not fully generalize to young people with more severe CA or to the broader UK population. For example, close to all participants were able to access the internet to not only complete the study but also to stay connected with friends via social media. Relatedly, our participants self-reported on average high-quality friendships before and during the COVID-19 pandemic, suggesting an overall well-functioning group of young people with CA. Second, to comply with UK physical distancing regulations, all data was necessarily derived from remotely collected self-reports. This may have unwillingly led to the exclusion of groups unable to engage remotely. Furthermore, relying solely on self-reports might have led participants to exhibit response tendencies influenced by social desirability or mood states, potentially inflating the relationship among variables (Jordan & Troth, 2020). Future research should carefully consider the role of stress exposure and employ diverse methods, such as investigating whether friendship support also buffers neurobiological stress responses in young people with CA (Scheuplein & van Harmelen, 2022). Third, we present findings pertaining to one of the most prevalent mental health challenges during adolescence and early adulthood. However, future research needs to investigate whether the buffering effects extend to other mental health conditions such as bipolar disorder, psychosis, or suicidality. Finally, we utilized bivariate latent change score modeling to explore the dynamic interplay between friendship quality and depression symptoms before and during the COVID-19 pandemic. Future longitudinal studies with larger sample sizes and considerable assessment timepoints are needed to replicate these preliminary findings (Brandmaier *et al.*, 2015).

The COVID-19 outbreak evidently exerted adverse effects on the mental health of young people who were already known to be at greater risk for the development of prolonged mental health conditions (McGrath *et al.*, 2023; Solmi *et al.*, 2022). Indeed, a UK national health survey reported that between 1995 and 2014 the prevalence of long-lasting mental health conditions increased up to sixfold across children, adolescents, and young adults (Pitchforth *et al.*, 2019). While part of this trend may be attributed to an increased awareness and reduced stigma surrounding mental health, the growing burden of mental health problems faced by vulnerable young people and COVID-19 as a potential amplifier of these difficulties must be considered by mental health services. To appropriately inform these services a more nuanced understanding of risk and protective factors is needed. For instance, within the same sample, we recently demonstrated that assessing the severity of different CA dimensions aids in specifying neural mechanisms underlying mental health vulnerability (König *et al.*, 2023). Furthermore, the experience of social relationships changed during the COVID-19 pandemic with individuals turning to more remote methods of communication (Ofcom, 2020). From a policy perspective, it will be important to critically investigate the effectiveness of online tools, such as social media, to buffer against negative mental health effects in vulnerable young people (Orben *et al.*, 2020; Ruggeri *et al.*, 2023).

In conclusion, we showed that young people with CA reported a significant increase in depression symptoms following the COVID-19 outbreak and that high-quality friendship support buffered these symptoms through reducing perceived stress. A history of CA in combination with exposure to pandemic-related stress was found to contribute to an attenuated social support network, consequently increasing the risk for mental health problems. Therefore, psychosocial interventions targeting stress (re)appraisals or aimed at fostering stable and supportive friendships could enhance resilience in young people with CA, especially during times of multidimensional stress.

Supplementary material. For supplementary material accompanying this paper visit <https://doi.org/10.1017/S0954579424001986>

Availability of data and materials. Upon publication, all R scripts and pseudonymized data will be made available on DataVerseNL. To facilitate the blind peer review process, R scripts and pseudonymized data are temporarily available on OSF: https://osf.io/mdqgr/?view_only=54716c69fa964f4b82b805af52248678.

Acknowledgements. The authors would like to thank all members of the study team as well as all adolescents and young adults who participated in the study.

Author contributions. M König: Conceptualization, Methodology, Validation, Formal analysis, Data curation, Visualization, Writing - original draft. AJS: Investigation, Project administration. LML: Investigation, Project administration. ED: Investigation. MD: Investigation. SO: Investigation. EMM: Formal analysis. TSP: Supervision. M Kaser: Investigation. KI: Investigation. ALvH: Conceptualization, Investigation, Methodology, Supervision, Funding acquisition, Writing - review & editing. All authors read and approved the final manuscript.

Funding statement. The Resilience after Individual Stress Exposure (RAISE) study and the Resilience after the COVID-19 Threat (REACT) study have both been funded by two grants from the Royal Society to ALvH (RGF\EA\180029 & RGF\R1\180064). This work was further supported by a Royal Society Dorothy Hodgkin fellowship (DH150176) and a VIDI grant from the Dutch Research Council (NWO; 2023/SGW/01507764) for ALvH as well as a Wolfe Health fellowship for LML. M König and ALvH were supported by the Social Resilience and Security program at Leiden University.

Competing interests. The authors have no competing interests to declare that are relevant to the content of this article. KI receives a stipend for editorial work from Elsevier.

References

- Achterberg, M., Dobbelaar, S., Boer, O. D., & Crone, E. A. (2021). Perceived stress as mediator for longitudinal effects of the COVID-19 lockdown on wellbeing of parents and children. *Scientific Reports*, *11*(1), 2971. <https://doi.org/10.1038/s41598-021-81720-8>
- Akaike, H. (1974). A new look at the statistical model identification. *IEEE Transactions on Automatic Control*, *19*(6), 716–723. <https://doi.org/10.1109/TAC.1974.1100705>
- Allen, M., Poggiali, D., Whitaker, K., Marshall, T. R., van Langen, J., & Kievit, R. A. (2019). Raincloud plots: A multi-platform tool for robust data visualization. *Wellcome Open Research*, *4*, 63. <https://doi.org/10.12688/wellcomeopenres.15191.2>
- Angold, A., & Costello, E. J. (1987). *Mood and feelings questionnaire (MFQ)*. Developmental Epidemiology Program.
- Ashworth, E., Putwain, D. W., McLoughlin, S., Saini, P., Chopra, J., Rosser, B., & Eames, C. (2022). Ordinary magic in extraordinary circumstances: Factors associated with positive mental health outcomes for early adolescents during the COVID-19 pandemic. *Adversity and Resilience Science*, *3*(1), 65–79. <https://doi.org/10.1007/s42844-022-00054-0>
- Aspinall, E. (2020). *COVID-19 timeline*. British Foreign Policy Group. <https://bfp.gc.uk/2020/04/covid-19-timeline/>
- Baayen, R. H., Davidson, D. J., & Bates, D. M. (2008). Mixed-effects modeling with crossed random effects for subjects and items. *Journal of Memory and Language*, *59*(4), 390–412. <https://doi.org/10.1016/j.jml.2007.12.005>
- Barnett, A. G., van der Pols, J. C., & Dobson, A. J. (2005). Regression to the mean: What it is and how to deal with it. *International Journal of Epidemiology*, *34*(1), 215–220. <https://doi.org/10.1093/ije/dyh299>
- Bellis, M. A., Hughes, K., Leckenby, N., Perkins, C., & Lowey, H. (2014). National household survey of adverse childhood experiences and their relationship with resilience to health-harming behaviors in England. *BMC Medicine*, *12*, 72. <https://doi.org/10.1186/1741-7015-12-72>
- Benjamini, Y., & Hochberg, Y. (1995). Controlling the false discovery rate: A practical and powerful approach to multiple testing. *Journal of the Royal Statistical Society*, *57*(1), 289–300. <https://doi.org/10.1111/j.2517-6161.1995.tb02031.x>
- Bernasco, E. L., Nelemans, S. A., van der Graaff, J., & Branje, S. (2021). Friend support and internalizing symptoms in early adolescence during COVID-19. *Journal of Research on Adolescence: The Official Journal of the Society for Research on Adolescence*, *31*(3), 692–702. <https://doi.org/10.1111/jora.12662>
- Bernstein, D. P., Fink, L., Handelsman, L., Foote, J., Lovejoy, M., Wenzel, K., Sapareto, E., & Ruggiero, J. (1994). Initial reliability and validity of a new retrospective measure of child abuse and neglect. *The American Journal of Psychiatry*, *151*(8), 1132–1136. <https://doi.org/10.1176/ajp.151.8.1132>
- Bernstein, D. P., Stein, J. A., Newcomb, M. D., Walker, E., Pogge, D., Ahluvalia, T., Stokes, J., Handelsman, L., Medrano, M., Desmond, D., & Zule, W. (2003). Development and validation of a brief screening version of the childhood trauma questionnaire. *Child Abuse & Neglect*, *27*(2), 169–190. [https://doi.org/10.1016/s0145-2134\(02\)00541-0](https://doi.org/10.1016/s0145-2134(02)00541-0)
- Bonanno, G. A., Galea, S., Bucchiarelli, A., & Vlahov, D. (2007). What predicts psychological resilience after disaster? The role of demographics, resources, and life stress. *Journal of Consulting and Clinical Psychology*, *75*(5), 671–682. <https://doi.org/10.1037/0022-006X.75.5.671>
- Bonanno, G. A., Westphal, M., & Mancini, A. D. (2011). Resilience to loss and potential trauma. *Annual Review of Clinical Psychology*, *7*, 511–535. <https://doi.org/10.1146/annurev-clinpsy-032210-104526>
- Borkowska, M., & Laurence, J. (2021). Coming together or coming apart? Changes in social cohesion during the Covid-19 pandemic in England. *European Societies*, *23*(sup1), S618–S636. <https://doi.org/10.1080/14616696.2020.1833067>
- Brandmaier, A. M., von Oertzen, T., Ghisletta, P., Hertzog, C., & Lindenberger, U. (2015). LIFESPAN: A tool for the computer-aided design of longitudinal studies. *Frontiers in Psychology*, *6*, 272. <https://doi.org/10.3389/fpsyg.2015.00272>
- Breaux, R., Cash, A. R., Lewis, J., Garcia, K. M., Dvorsky, M. R., & Becker, S. P. (2023). Impacts of COVID-19 quarantine and isolation on adolescent social functioning. *Current Opinion in Psychology*, *52*, 101613. <https://doi.org/10.1016/j.copsyc.2023.101613>
- Cain, M. K., Zhang, Z., & Bergeman, C. S. (2018). Time and other considerations in mediation design. *Educational and Psychological Measurement*, *78*(6), 952–972. <https://doi.org/10.1177/0013164417743003>
- Choi, K. W., Lee, Y. H., Liu, Z., Fatori, D., Bauermeister, J. R., Luh, R. A., Clark, C. R., Brunoni, A. R., Bauermeister, S., & Smoller, J. W. (2023). Social support and depression during a global crisis. *Nature Mental Health*, *1*(6), 428–435. <https://doi.org/10.1038/s44220-023-00078-0>
- Cicchetti, D., & Valentino, K. (2006). An ecological-transactional perspective on child maltreatment: Failure of the average expectable environment and its influence on child development. In D. Cicchetti (Ed.), *Developmental psychopathology: Risk, disorder, and adaptation* (Vol. 3, pp. 129–201). John Wiley & Sons, Inc. xvi. <https://psycnet.apa.org/fulltext/2006-03609-004.pdf>
- Clark, C., Caldwell, T., Power, C., & Stansfeld, S. A. (2010). Does the influence of childhood adversity on psychopathology persist across the lifecourse? A 45-year prospective epidemiologic study. *Annals of Epidemiology*, *20*(5), 385–394. <https://doi.org/10.1016/j.annepidem.2010.02.008>
- Cohen, S., Janicki-Deverts, D., & Miller, G. E. (2007). Psychological stress and disease. *JAMA: The Journal of the American Medical Association*, *298*(14), 1685–1687. <https://doi.org/10.1001/jama.298.14.1685>
- Cohen, S., Kamarck, T., & Mermelstein, R. (1983). A global measure of perceived stress. *Journal of Health and Social Behavior*, *24*(4), 385–396. <https://psycnet.apa.org/doi/10.2307/2136404>
- Cole, D. A., Nick, E. A., Zerkowicz, R. L., Roeder, K. M., & Spinelli, T. (2017). Online social support for young people: Does it recapitulate in-person social support; can it help? *Computers in Human Behavior*, *68*, 456–464. <https://doi.org/10.1016/j.chb.2016.11.058>
- Daine, K., Hawton, K., Singaravelu, V., Stewart, A., Simkin, S., & Montgomery, P. (2013). The power of the web: A systematic review of studies of the influence of the internet on self-harm and suicide in young people. *PloS One*, *8*(10), e77555. <https://doi.org/10.1371/journal.pone.0077555>
- Danese, A., & McEwen, B. S. (2012). Adverse childhood experiences, allostasis, allostatic load, and age-related disease. *Physiology & Behavior*, *106*(1), 29–39. <https://doi.org/10.1016/j.physbeh.2011.08.019>
- Demkowicz, O., Richie, B., Ashworth, E., Tait, N., Miles, H., Panayiotou, M., Patalay, P., Burrell, K., & Deighton, J. (2021). Mental health questionnaire research with children and young people in schools: Recommendations for good practice. <http://researchonline.ljmu.ac.uk/id/eprint/14837/>
- Doom, J. R., Seok, D., Narayan, A. J., & Fox, K. R. (2021). Adverse and benevolent childhood experiences predict mental health during the COVID-19 pandemic. *Adversity and Resilience Science*, *2*(3), 193–204. <https://doi.org/10.1007/s42844-021-00038-6>
- Elgar, F. J., Waschbusch, D. A., Dadds, M. R., & Sigvaldason, N. (2007). Development and validation of a short form of the Alabama parenting questionnaire. *Journal of Child and Family Studies*, *16*(2), 243–259. <https://doi.org/10.1007/s10826-006-9082-5>
- Ellis, W. E., Dumas, T. M., & Forbes, L. M. (2020). Physically isolated but socially connected: Psychological adjustment and stress among adolescents during the initial COVID-19 crisis. *Canadian Journal of Behavioural Science/Revue Canadienne Des Sciences Du Comportement*, *52*(3), 177–187.
- Fancourt, D., Steptoe, A., & Bu, F. (2021). Trajectories of anxiety and depressive symptoms during enforced isolation due to COVID-19 in England: A longitudinal observational study. *The Lancet Psychiatry*, *8*(2), 141–149. [https://doi.org/10.1016/S2215-0366\(20\)30482-X](https://doi.org/10.1016/S2215-0366(20)30482-X)
- Foulkes, L., & Blakemore, S.-J. (2018). Studying individual differences in human adolescent brain development. *Nature Neuroscience*, *21*(3), 315–323. <https://doi.org/10.1038/s41593-018-0078-4>
- Foulkes, L., & Blakemore, S.-J. (2021). Individual differences in adolescent mental health during COVID-19: The importance of peer relationship quality. *Neuron*, *109*(20), 3203–3205. <https://doi.org/10.1016/j.neuron.2021.07.027>
- Fox, J. (2006). TEACHER'S CORNER: Structural equation modeling with the sem package in R. *Structural Equation Modeling: A Multidisciplinary Journal*, *13*(3), 465–486. https://doi.org/10.1207/s15328007sem1303_7

- Frick, P. J. (1991). Alabama parenting questionnaire. *Journal of Clinical Child Psychology*. <https://psycnet.apa.org/doi/10.1037/t58031-000>
- Fritz, J., Fried, E. I., Goodyer, I. M., Wilkinson, P. O., & van Harmelen, A.-L. (2018). A network model of resilience factors for adolescents with and without exposure to childhood adversity. *Scientific Reports*, 8(1), 15774. <https://doi.org/10.1038/s41598-018-34130-2>
- Gariépy, G., Honkaniemi, H., & Quesnel-Vallée, A. (2016). Social support and protection from depression: Systematic review of current findings in Western countries. *The British Journal of Psychiatry: The Journal of Mental Science*, 209(4), 284–293. <https://doi.org/10.1192/bjp.bp.115.169094>
- Gotlib, I. H., Borchers, L. R., Chahal, R., Gifuni, A. J., Teresi, G. I., & Ho, T. C. (2020). Early life stress predicts depressive symptoms in adolescents during the COVID-19 pandemic: The mediating role of perceived stress. *Frontiers in Psychology*, 11, 603748. <https://doi.org/10.3389/fpsyg.2020.603748>
- Green, J. G., McLaughlin, K. A., Berglund, P. A., Gruber, M. J., Sampson, N. A., Zaslavsky, A. M., & Kessler, R. C. (2010). Childhood adversities and adult psychiatric disorders in the national comorbidity survey replication I: Associations with first onset of DSM-IV disorders. *Archives of General Psychiatry*, 67(2), 113–123. <https://doi.org/10.1001/archgenpsychiatry.2009.186>
- Grey, I., Arora, T., Thomas, J., Saneh, A., Tohme, P., & Abi-Habib, R. (2020). The role of perceived social support on depression and sleep during the COVID-19 pandemic. *Psychiatry Research*, 293, 113452. <https://doi.org/10.1016/j.psychres.2020.113452>
- Gruber, J., Prinstein, M. J., Clark, L. A., Rottenberg, J., Abramowitz, J. S., Albano, A. M., Aldao, A., Borelli, J. L., Chung, T., Davila, J., Forbes, E. E., Gee, D. G., Hall, G. C. N., Hallion, L. S., Hinshaw, S. P., Hofmann, S. G., Hollon, S. D., Joormann, J., Kazdin, A. E., . . . Weinstock, L. M. (2021). Mental health and clinical psychological science in the time of COVID-19: Challenges, opportunities, and a call to action. *The American Psychologist*, 76(3), 409–426. <https://doi.org/10.1037/amp0000707>
- Guo, J., Fu, M., Liu, D., Zhang, B., Wang, X., & van IJzendoorn, M. H. (2020). Is the psychological impact of exposure to COVID-19 stronger in adolescents with pre-pandemic maltreatment experiences? A survey of rural Chinese adolescents. *Child Abuse & Neglect*, 110(Pt 2), 104667. <https://doi.org/10.1016/j.chiabu.2020.104667>
- Hale, T., Angrist, N., Goldszmidt, R., Kira, B., Petherick, A., Phillips, T., Webster, S., Cameron-Blake, E., Hallas, L., Majumdar, S., & Tatlow, H. (2021). A global panel database of pandemic policies (Oxford COVID-19 Government Response Tracker). *Nature Human Behaviour*, 5(4), 529–538. <https://doi.org/10.1038/s41562-021-01079-8>
- Hammen, C. (2015). Stress and depression: Old questions, new approaches. *Current Opinion in Psychology*, 4, 80–85. <https://doi.org/10.1016/j.copsyc.2014.12.024>
- Hammen, C., Henry, R., & Daley, S. E. (2000). Depression and sensitization to stressors among young women as a function of childhood adversity. *Journal of Consulting and Clinical Psychology*, 68(5), 782–787. <https://doi.org/10.1037/0022-006X.68.5.782>
- Hampshire, A., Hellyer, P. J., Soreq, E., Mehta, M. A., Ioannidis, K., Trender, W., Grant, J. E., & Chamberlain, S. R. (2021). Associations between dimensions of behaviour, personality traits, and mental-health during the COVID-19 pandemic in the United Kingdom. *Nature Communications*, 12(1), 4111. <https://doi.org/10.1038/s41467-021-24365-5>
- Hawes, M. T., Szenczy, A. K., Klein, D. N., Hajcak, G., & Nelson, B. D. (2022). Increases in depression and anxiety symptoms in adolescents and young adults during the COVID-19 pandemic. *Psychological Medicine*, 52(14), 3222–3230. <https://doi.org/10.1017/S0033291720005358>
- Hein, T. C., & Monk, C. S. (2017). Research review: Neural response to threat in children, adolescents, and adults after child maltreatment - a quantitative meta-analysis. *Journal of Child Psychology and Psychiatry, and Allied Disciplines*, 58(3), 222–230. <https://doi.org/10.1111/jcpp.12651>
- Hertzog, C., Lindenberger, U., Ghisletta, P., & Oertzen, T. von (2006). On the power of multivariate latent growth curve models to detect correlated change. *Psychological Methods*, 11(3), 244–252. <https://doi.org/10.1037/1082-989X.11.3.244>
- Houghton, S., Kyron, M., Hunter, S. C., Lawrence, D., Hattie, J., Carroll, A., & Zadow, C. (2022). Adolescents' longitudinal trajectories of mental health and loneliness: The impact of COVID-19 school closures. *Journal of Adolescence*, 94(2), 191–205. <https://doi.org/10.1002/jad.12017>
- Institute for Government. (2022). *Timeline of UK government coronavirus lockdowns and restrictions*. <https://www.instituteforgovernment.org.uk/sites/default/files/2022-12/timeline-coronavirus-lockdown-december-2021.pdf>
- Ioannidis, K., Askelund, A. D., Kievit, R. A., & van Harmelen, A.-L. (2020). The complex neurobiology of resilient functioning after childhood maltreatment. *BMC Medicine*, 18(1), 32. <https://doi.org/10.1186/s12916-020-1490-7>
- Ioannidis, K., Hook, R. W., Wiedemann, A., Bhatti, J., Czabanowska, K., Roman-Urrestarazu, A., Grant, J. E., Goodyer, I. M., Fonagy, P., Bullmore, E. T., Jones, P. B., & Chamberlain, S. R. (2022). Associations between COVID-19 pandemic impact, dimensions of behavior and eating disorders: A longitudinal UK-based study. *Comprehensive Psychiatry*, 115, 152304. <https://doi.org/10.1016/j.comppsy.2022.152304>
- Jordan, P. J., & Troth, A. C. (2020). Common method bias in applied settings: The dilemma of researching in organizations. *Australian Journal of Management*, 45(1), 3–14. <https://doi.org/10.1177/0312896219871976>
- Juvonen, J., Lessard, L. M., Kline, N. G., & Graham, S. (2022). Young adult adaptability to the social challenges of the COVID-19 pandemic: The protective role of friendships. *Journal of Youth and Adolescence*, 51(3), 585–597. <https://doi.org/10.1007/s10964-022-01573-w>
- Kaiser, H. F. (1974). An index of factorial simplicity. *Psychometrika*, 39(1), 31–36. <https://doi.org/10.1007/bf02291575>
- Kalia, V., Knauff, K., & Hayatbini, N. (2020). Cognitive flexibility and perceived threat from COVID-19 mediate the relationship between childhood maltreatment and state anxiety. *PLoS One*, 15(12), e0243881. <https://doi.org/10.1371/journal.pone.0243881>
- Kalisch, R., Baker, D. G., Basten, U., Boks, M. P., Bonanno, G. A., Brummelman, E., Chmitorz, A., Fernández, G., Fiebach, C. J., Galatzer-Levy, I., Geuze, E., Groppa, S., Helmreich, I., Hendler, T., Hermans, E. J., Jovanovic, T., Kubiak, T., Lieb, K., Lutz, B., . . . Kleim, B. (2017). The resilience framework as a strategy to combat stress-related disorders. *Nature Human Behaviour*, 1(11), 784–790. <https://doi.org/10.1038/s41562-017-0200-8>
- Kauhanen, L., Wan Mohd Yunus, W. M. A., Lempinen, L., Peltonen, K., Gyllenberg, D., Mishina, K., Gilbert, S., Bastola, K., Brown, J. S. L., & Sourander, A. (2023). A systematic review of the mental health changes of children and young people before and during the COVID-19 pandemic. *European Child & Adolescent Psychiatry*, 32(6), 995–1013. <https://doi.org/10.1007/s00787-022-02060-0>
- Kessler, R. C., McLaughlin, K. A., Green, J. G., Gruber, M. J., Sampson, N. A., Zaslavsky, A. M., Aguilar-Gaxiola, S., Alhamzawi, A. O., Alonso, J., Angermeyer, M., Benjet, C., Bromet, E., Chatterji, S., de Girolamo, G., Demeytsnaere, K., Fayyad, J., Floresco, S., Gal, G., Gureje, O., . . . Williams, D. R. (2010). Childhood adversities and adult psychopathology in the WHO World Mental Health Surveys. *The British Journal of Psychiatry: The Journal of Mental Science*, 197(5), 378–385. <https://doi.org/10.1192/bjp.bp.110.080499>
- Kiddle, B., Inkster, B., Prabhu, G., Moutoussis, M., Whitaker, K. J., Bullmore, E. T., Dolan, R. J., Fonagy, P., Goodyer, I. M., & Jones, P. B. (2018). Cohort profile: The NSPN. 2400 cohort: A developmental sample supporting the wellcome trust neuroScience in psychiatry network. *International Journal of Epidemiology*, 47(1), 18–19g. <https://doi.org/10.1093/ije/dyx117>
- Kievit, R. A., Brandmaier, A. M., Ziegler, G., van Harmelen, A.-L., de Mooij, S. M. M., Moutoussis, M., Goodyer, I. M., Bullmore, E., Jones, P. B., Fonagy, P., Lindenberger, U., Dolan, R. J. (2018). Developmental cognitive neuroscience using latent change score models: A tutorial and applications. *Developmental Cognitive Neuroscience*, 33, 99–117. <https://doi.org/10.1016/j.dcn.2017.11.007>
- König, M., Berhe, O., Ioannidis, K., Orellana, S., Davidson, E., Kaser, M., Moreno-López, L., & van Harmelen, A.-L. (2023). The stress-buffering role of friendships in young people with childhood threat experiences: A preliminary report. *European Journal of Psychotraumatology*, 14(2), 2281971. <https://doi.org/10.1080/20080866.2023.2281971>
- Kumle, L., Vö, M. L.-H., & Draschkow, D. (2021). Estimating power in (generalized) linear mixed models: An open introduction and tutorial in R. *Behavior Research Methods*, 53(6), 2528–2543. <https://doi.org/10.3758/s13428-021-01546-0>

- Kuznetsova, A., Brockhoff, P. B., & Christensen, R. H. B. (2017). lmerTest package: Tests in linear mixed effects models. *Journal of Statistical Software*, 82(13), 1–26. <https://doi.org/10.18637/jss.v082.i13>
- La Rocque, C. L., Harkness, K. L., & Bagby, R. M. (2014). The differential relation of childhood maltreatment to stress sensitization in adolescent and young adult depression. *Journal of Adolescence*, 37(6), 871–882. <https://doi.org/10.1016/j.adolescence.2014.05.012>
- Ladouceur, C. D. (2020). COVID-19 adolescent symptom & psychological experience questionnaire. Unpublished Manuscript. https://www.phenxtoolkit.org/toolkit_content/PDF/CASPE_Parent_General.pdf
- Larivière-Bastien, D., Aubuchon, O., Blondin, A., Dupont, D., Libenstein, J., Séguin, F., Tremblay, A., Zarglayoun, H., Herba, C. M., & Beauchamp, M. H. (2022). Children's perspectives on friendships and socialization during the COVID-19 pandemic: A qualitative approach. *Child: Care, Health and Development*, 48(6), 1017–1030. <https://doi.org/10.1111/cch.12998>
- Lazarus, R. S., & Folkman, S. (1984). *Stress, appraisal, and coping*. Springer Publishing Company. <https://play.google.com/store/books/details?id=iySQQuUpr8C>
- Lee, V., & Hoaken, P. N. S. (2007). Cognition, emotion, and neurobiological development: Mediating the relation between maltreatment and aggression. *Child Maltreatment*, 12(3), 281–298. <https://doi.org/10.1177/1077559507303778>
- Lupien, S. J., McEwen, B. S., Gunnar, M. R., & Heim, C. (2009). Effects of stress throughout the lifespan on the brain, behaviour and cognition. *Nature Reviews. Neuroscience*, 10(6), 434–445. <https://doi.org/10.1038/nrn2639>
- Lytle, M. C., Silenzio, V. M. B., Homan, C. M., Schneider, P., & Caine, E. D. (2017). Suicidal and help-seeking behaviors among youth in an online lesbian, gay, bisexual, transgender, queer, and questioning social network. *Journal of Homosexuality*, 65(13), 1–18. <https://doi.org/10.1080/00918369.2017.1391552>
- Maassen, G. H., & Bakker, A. B. (2001). Suppressor variables in path models: Definitions and interpretations. *Sociological Methods & Research*, 30(2), 241–270. <https://doi.org/10.1177/0049124101030002004>
- Magson, N. R., Freeman, J. Y. A., Rapee, R. M., Richardson, C. E., Oar, E. L., & Fardouly, J. (2021). Risk and protective factors for prospective changes in adolescent mental health during the COVID-19 pandemic. *Journal of Youth and Adolescence*, 50(1), 44–57. <https://doi.org/10.1007/s10964-020-01332-9>
- Masten, A. S. (2014). Global perspectives on resilience in children and youth. *Child Development*, 85(1), 6–20. <https://doi.org/10.1111/cdev.12205>
- McCrorry, E. J., De Brito, S. A., Sebastian, C. L., Mechelli, A., Bird, G., Kelly, P. A., & Viding, E. (2011). Heightened neural reactivity to threat in child victims of family violence. *Current Biology: CB*, 21(23), R947–8. <https://doi.org/10.1016/j.cub.2011.10.015>
- McCrorry, E. J., Foulkes, L., & Viding, E. (2022). Social thinning and stress generation after childhood maltreatment: A neurocognitive social transactional model of psychiatric vulnerability. *The Lancet Psychiatry*, 9(10), 828–837. [https://doi.org/10.1016/S2215-0366\(22\)00202-4](https://doi.org/10.1016/S2215-0366(22)00202-4)
- McCrorry, E. J., Ogle, J. R., Gerin, M. I., & Viding, E. (2019). Neurocognitive adaptation and mental health vulnerability following maltreatment: The role of social functioning. *Child Maltreatment*, 24(4), 435–451. <https://doi.org/10.1177/1077559519830524>
- McGrath, J. J., Al-Hamzawi, A., Alonso, J., Altwajri, Y., Andrade, L. H., Bromet, E. J., Bruffaerts, R., de Almeida, J. M. C., Chardoul, S., Chiu, W. T., Degenhardt, L., Demler, O. V., Ferry, F., Gureje, O., Haro, J. M., Karam, E. G., Karam, G., Khaled, S. M., Kovess-Masfety, V., ... WHO World Mental Health Survey Collaborators (2023). Age of onset and cumulative risk of mental disorders: a cross-national analysis of population surveys from 29 countries. *The Lancet Psychiatry*, 10(9), 668–681. [https://doi.org/10.1016/S2215-0366\(23\)00193-1](https://doi.org/10.1016/S2215-0366(23)00193-1)
- McKinlay, A. R., May, T., Dawes, J., Fancourt, D., & Burton, A. (2022). You're just there, alone in your room with your thoughts": A qualitative study about the psychosocial impact of the COVID-19 pandemic among young people living in the UK. *BMJ Open*, 12(2), e053676. <https://doi.org/10.1136/bmjopen-2021-053676>
- McLaughlin, K. A. (2016). Future directions in childhood adversity and youth psychopathology. *Journal of Clinical Child and Adolescent Psychology: The Official Journal for the Society of Clinical Child and Adolescent Psychology, American Psychological Association, Division*, 45(3), 361–382. <https://doi.org/10.1080/15374416.2015.1110823>
- McLaughlin, K. A., Greif Green, J., Gruber, M. J., Sampson, N. A., Zaslavsky, A. M., & Kessler, R. C. (2012). Childhood adversities and first onset of psychiatric disorders in a national sample of US adolescents. *Archives of General Psychiatry*, 69(11), 1151–1160. <https://doi.org/10.1001/archgenpsychiatry.2011.2277>
- McLaughlin, K. A., Rosen, M. L., Kasperek, S. W., & Rodman, A. M. (2022). Stress-related psychopathology during the COVID-19 pandemic. *Behaviour Research and Therapy*, 154, 104121. <https://doi.org/10.1016/j.brat.2022.104121>
- Méndez Leal, A. S., & Silvers, J. A. (2021). Neurobiological markers of resilience to early-life adversity during adolescence. *Biological Psychiatry: Cognitive Neuroscience and Neuroimaging*, 6(2), 238–247. <https://doi.org/10.1016/j.bpsc.2020.08.004>
- Millard, S. P. (2013). *EnvStats: An R package for environmental statistics*. Springer Science & Business Media. R package version 3.0.0. <https://doi.org/10.1007/978-1-4614-8456-1>
- Miller, G. E., Yu, T., Chen, E., & Brody, G. H. (2015). Self-control forecasts better psychosocial outcomes but faster epigenetic aging in low-SES youth. *Proceedings of the National Academy of Sciences of the United States of America*, 112(33), 10325–10330. <https://doi.org/10.1073/pnas.1505063112>
- Monroe, S. M. (2008). Modern approaches to conceptualizing and measuring human life stress. *Annual Review of Clinical Psychology*, 4, 33–52. <https://doi.org/10.1146/annurev.clinpsy.4.022007.141207>
- Moreno-López, L., Ioannidis, K., Askelund, A. D., Smith, A. J., Schueler, K., & van Harmelen, A.-L. (2020). The resilient emotional brain: A scoping review of the medial prefrontal cortex and limbic structure and function in resilient adults with a history of childhood maltreatment. *Biological Psychiatry. Cognitive Neuroscience and Neuroimaging*, 5(4), 392–402. <https://doi.org/10.1016/j.bpsc.2019.12.008>
- Moreno-López, L., Sallie, S. N., Ioannidis, K., Kaser, M., Schueler, K., Askelund, A. D., Turner, L., van Harmelen, A.-L., & RAISE Consortium. (2021). RAISE study protocol: A cross-sectional, multilevel, neurobiological study of resilience after individual stress exposure. *BMJ Open*, 11(1), e040394. <https://doi.org/10.1136/bmjopen-2020-040394>
- Nevard, I., Green, C., Bell, V., Gellatly, J., Brooks, H., & Bee, P. (2021). Conceptualising the social networks of vulnerable children and young people: A systematic review and narrative synthesis. *Social Psychiatry and Psychiatric Epidemiology*, 56(2), 169–182. <https://doi.org/10.1007/s00127-020-01968-9>
- O'Laughlin, K. D., Martin, M. J., & Ferrer, E. (2018). Cross-sectional analysis of longitudinal mediation processes. *Multivariate Behavioral Research*, 53(3), 375–402. <https://doi.org/10.1080/00273171.2018.1454822>
- Ofcom. (2020). UK's internet use surges to record levels. <https://www.ofcom.org.uk/news-centre/2020/uk-internet-use-surges>
- Orben, A., Tomova, L., & Blakemore, S.-J. (2020). The effects of social deprivation on adolescent development and mental health. *The Lancet. Child & Adolescent Health*, 4(8), 634–640. [https://doi.org/10.1016/S2352-4642\(20\)30186-3](https://doi.org/10.1016/S2352-4642(20)30186-3)
- Özmete, E., & Pak, M. (2020). The relationship between anxiety levels and perceived social support during the pandemic of COVID-19 in Turkey. *Social Work in Public Health*, 35(7), 603–616. <https://doi.org/10.1080/19371918.2020.1808144>
- Parker, G., Roussos, J., Hadzi-Pavlovic, D., Mitchell, P., Wilhelm, K., & Austin, M. P. (1997). The development of a refined measure of dysfunctional parenting and assessment of its relevance in patients with affective disorders. *Psychological Medicine*, 27(5), 1193–1203. <https://doi.org/10.1017/s003329179700545x>
- Pedersen, M. T., Andersen, T. O., Clotworthy, A., Jensen, A. K., Strandberg-Larsen, K., Rod, N. H., & Varga, T. V. (2022). Time trends in mental health indicators during the initial 16 months of the COVID-19 pandemic in Denmark. *BMC Psychiatry*, 22(1), 25. <https://doi.org/10.1186/s12888-021-03655-8>
- Pierce, M., Hope, H., Ford, T., Hatch, S., Hotopf, M., John, A., Kontopantelis, E., Webb, R., Wessely, S., McManus, S., & Abel, K. M. (2020). Mental health before and during the COVID-19 pandemic: A longitudinal probability sample survey of the UK population. *The Lancet. Psychiatry*, 7(10), 883–892. [https://doi.org/10.1016/S2215-0366\(20\)30308-4](https://doi.org/10.1016/S2215-0366(20)30308-4)

- Pitchforth, J., Fahy, K., Ford, T., Wolpert, M., Viner, R. M., & Hargreaves, D. S. (2019). Mental health and well-being trends among children and young people in the UK, 1995–2014: Analysis of repeated cross-sectional national health surveys. *Psychological Medicine*, 49(8), 1275–1285. <https://doi.org/10.1017/S0033291718001757>
- R Core Team. (2022). R: A language and environment for statistical computing. R Foundation for Statistical Computing, Vienna, Austria. <https://www.r-project.org/>
- Racine, N., McArthur, B. A., Cooke, J. E., Eirich, R., Zhu, J., & Madigan, S. (2021). Global prevalence of depressive and anxiety symptoms in children and adolescents during COVID-19: A meta-analysis. *JAMA Pediatrics*, 175(11), 1142–1150. <https://doi.org/10.1001/jamapediatrics.2021.2482>
- Revelle, W. (2022). psych: Procedures for psychological, psychometric, and personality research. Northwestern University, Evanston, Illinois. R package version 2.2.9. <https://cran.r-project.org/web/packages/psych/psych.pdf>
- Reynolds, C. R., & Richmond, B. O. (1978). What I think and feel: A revised measure of children's manifest anxiety. *Journal of Abnormal Child Psychology*, 6(2), 271–280. <https://doi.org/10.1007/BF00919131>
- Robinson, E., Sutin, A. R., Daly, M., & Jones, A. (2022). A systematic review and meta-analysis of longitudinal cohort studies comparing mental health before versus during the COVID-19 pandemic in 2020. *Journal of Affective Disorders*, 296, 567–576. <https://doi.org/10.1016/j.jad.2021.09.098>
- Rodríguez-Domínguez, C., Carrascal-Caputto, B., & Durán, M. (2022). Anxiety and intimate relationships in times of lockdown due to COVID-19. *Psychological Trauma: Theory, Research, Practice and Policy*, 14(2), 237–246. <https://doi.org/10.1037/tra0001094>
- Rosenquist, J. N., Fowler, J. H., & Christakis, N. A. (2011). Social network determinants of depression. *Molecular Psychiatry*, 16(3), 273–281. <https://doi.org/10.1038/mp.2010.13>
- Rosseel, Y. (2012). lavaan: An R package for structural equation modeling. *Journal of Statistical Software*, 48(2), 1–36. <https://doi.org/10.18637/jss.v048.i02>
- Ruggeri, K., Stock, F., Haslam, S. A., Capraro, V., Boggio, P., Ellemers, N., Cichocka, A., Douglas, K. M., Rand, D. G., van der Linden, S., Cikara, M., Finkel, E. J., Druckman, J. N., Wohl, M. J. A., Petty, R. E., Tucker, J. A., Shariff, A., Gelfand, M., Packer, D., ... Willer, R. (2023). A synthesis of evidence for policy from behavioural science during COVID-19. *Nature*, 625(7993), 134–147. <https://doi.org/10.1038/s41586-023-06840-9>
- Santomauro, D. F., Mantilla Herrera, A. M., Shadid, J., Zheng, P., Ashbaugh, C., Pigott, D. M., Abbafati, C., Adolph, C., Amlag, J. O., Aravkin, A. Y., Bang-Jensen, B. L., Bertolacci, G. J., Bloom, S. S., Castellano, R., Castro, E., Chakrabarti, S., Chattopadhyay, J., Cogen, R. M., Collins, J. K., ... Ferrari, A. J. (2021). Global prevalence and burden of depressive and anxiety disorders in 204 countries and territories in 2020 due to the COVID-19 pandemic. *The Lancet*, 398(10312), 1700–1712. [https://doi.org/10.1016/S0140-6736\(21\)02143-7](https://doi.org/10.1016/S0140-6736(21)02143-7)
- Scheuplein, M., & van Harmelen, A.-L. (2022). The importance of friendships in reducing brain responses to stress in adolescents exposed to childhood adversity: A pre-registered systematic review. *Current Opinion in Psychology*, 45, 101310. <https://doi.org/10.1016/j.copsyc.2022.101310>
- Schoemann, A. M., Boulton, A. J., & Short, S. D. (2017). Determining power and sample size for simple and complex mediation models. *Social Psychological and Personality Science*, 8(4), 379–386. <https://doi.org/10.1177/1948550617715068>
- Schweizer, S., Lawson, R. P., & Blakemore, S.-J. (2023). Uncertainty as a driver of the youth mental health crisis. *Current Opinion in Psychology*, 53, 101657. <https://doi.org/10.1016/j.copsyc.2023.101657>
- Sheikh, M. A., Abelsen, B., & Olsen, J. A. (2016). Clarifying associations between childhood adversity, social support, behavioral factors, and mental health, health, and well-being in adulthood: A population-based study. *Frontiers in Psychology*, 7, 727. <https://doi.org/10.3389/fpsyg.2016.00727>
- Silveira, S., Hecht, M., Mattheus, H., Adli, M., Voelke, M. C., & Singer, T. (2022). Coping with the COVID-19 pandemic: Perceived changes in psychological vulnerability, resilience and social cohesion before, during and after lockdown. *International Journal of Environmental Research and Public Health*, 19(6), 3290. <https://doi.org/10.3390/ijerph19063290>
- Smith, A. J., Moreno-López, L., Davidson, E., Dauvermann, M., Orellana, S., Sonesson, E., Ioannidis, K., Kaser, M., & van Harmelen, A.-L. (2021). REACT study protocol: Resilience after the COVID-19 threat (REACT) in adolescents. *BMJ Open*, 11(1), e042824. <https://doi.org/10.1136/bmjopen-2020-042824>
- Solmi, M., Radua, J., Olivola, M., Croce, E., Soardo, L., Salazar de Pablo, G., Il Shin, J., Kirkbride, J. B., Jones, P., Kim, J. H., Kim, J. Y., Carvalho, A. F., Seeman, M. V., Correll, C. U., & Fusar-Poli, P. (2022). Age at onset of mental disorders worldwide: Large-scale meta-analysis of 192 epidemiological studies. *Molecular Psychiatry*, 27(1), 281–295. <https://doi.org/10.1038/s41380-021-01161-7>
- Sommerlad, A., Marston, L., Huntley, J., Livingston, G., Lewis, G., Steptoe, A., & Fancourt, D. (2021). Social relationships and depression during the COVID-19 lockdown: Longitudinal analysis of the COVID-19 social study. *Psychological Medicine*, 52(15), 1–10. <https://doi.org/10.1017/S0033291721000039>
- Stevens, J. P. (2001). *Applied multivariate statistics for the social sciences* (4th ed.). Psychology Press. <https://doi.org/10.4324/9781410604491>
- Stinson, E. A., Sullivan, R. M., Petee, B. J., Tapert, S. F., Baker, F. C., Breslin, F. J., Dick, A. S., Gonzalez, M. R., Guillaume, M., Marshall, A. T., McCabe, C. J., Pelham, W. E. 3rd, Van Rinsveld, A., Sheth, C. S., Sowell, E. R., Wade, N. E., Wallace, A. L., & Lisdahl, K. M. (2021). Longitudinal impact of childhood adversity on early adolescent mental health during the COVID-19 pandemic in the ABCD study cohort: Does race or ethnicity moderate findings? *Biological Psychiatry Global Open Science*, 1(4), 324–335. <https://doi.org/10.1016/j.bpsgos.2021.08.007>
- Van Buuren, S., & Groothuis-Oudshoorn, K. (2011). mice: Multivariate Imputation by Chained Equations in R. *Journal of Statistical Software*, 45(3), 1–67. <https://doi.org/10.18637/jss.v045.i03>
- van Harmelen, A.-L., Blakemore, S. J., Goodyer, I. M., & Kievit, R. A. (2021). The interplay between adolescent friendship quality and resilient functioning following childhood and adolescent adversity. *Adversity and Resilience Science*, 2(1), 37–50. <https://doi.org/10.1007/s42844-020-00027-1>
- van Harmelen, A.-L., Gibson, J. L., St Clair, M. C., Owens, M., Brodbeck, J., Dunn, V., Lewis, G., Croudace, T., Jones, P. B., Kievit, R. A., & Goodyer, I. M. (2016). Friendships and family support reduce subsequent depressive symptoms in at-risk adolescents. *PloS One*, 11(5), e0153715. <https://doi.org/10.1371/journal.pone.0153715>
- van Harmelen, A.-L., Kievit, R. A., Ioannidis, K., Neufeld, S., Jones, P. B., Bullmore, E., Dolan, R., NSPN Consortium, Fonagy, P., & Goodyer, I. (2017). Adolescent friendships predict later resilient functioning across psychosocial domains in a healthy community cohort. *Psychological Medicine*, 47(13), 2312–2322. <https://doi.org/10.1017/S0033291717000836>
- Wade, M., Zeanah, C. H., Fox, N. A., Tibu, F., Ciolan, L. E., & Nelson, C. A. (2019). Stress sensitization among severely neglected children and protection by social enrichment. *Nature Communications*, 10(1), 5771. <https://doi.org/10.1038/s41467-019-13622-3>
- Wiedemann, A., Stochl, J., Neufeld, S. A. S., Fritz, J., Bhatti, J., Hook, R. W., NSPN Consortium, Goodyer, I. M., Dolan, R. J., Bullmore, E. T., Chamberlain, S. R., Fonagy, P., Perez, J., & Jones, P. B. (2022). The impact of the initial COVID-19 outbreak on young adults' mental health: A longitudinal study of risk and resilience factors. *Scientific Reports*, 12(1), 16659. <https://doi.org/10.1038/s41598-022-21053-2>
- Wright, M. F., & Wachs, S. (2023). Self-isolation and adolescents' friendship quality: Moderation of technology use for friendship maintenance. *Youth & Society*, 55(4), 673–685. <https://doi.org/10.1177/0044118x221080484>
- Xiong, J., Lipsitz, O., Nasri, F., Lui, L. M. W., Gill, H., Phan, L., Chen-Li, D., Iacobucci, M., Ho, R., Majeed, A., & McIntyre, R. S. (2020). Impact of COVID-19 pandemic on mental health in the general population: A systematic review. *Journal of Affective Disorders*, 277, 55–64. <https://doi.org/10.1016/j.jad.2020.08.001>
- Ziehl, S., & Wyke, S. (2012). Health and illness in a connected world: How might sharing experiences on the internet affect people's health?: Does sharing on the internet affect people's health? *The Milbank Quarterly*, 90(2), 219–249. <https://doi.org/10.1111/j.1468-0009.2012.00662.x>