

Classicism and Modern Growth: The Shadow of the Sages

CHICHENG MA

This paper examines how the worship of ancient wisdom affects economic progress in historical China, where the learned class embraced classical wisdom for millennia but encountered the shock of Western industrial influence in the mid-nineteenth century. Using the number of sage temples to measure the strength of classical worship in 269 prefectures, I find that classical worship discouraged intellectuals from appreciating modern learning and thus inhibited industrialization between 1858 and 1927. By contrast, industrialization grew faster in regions less constrained by classicism. This finding implies the importance of cultural entrepreneurship, or the lack thereof, in shaping modern economic growth.

“The humor of blaming the present, and admiring the past, is strongly rooted in human nature, and has an influence even on persons endowed with the profoundest judgment and most extensive learning.”

—David Hume (1754, p. 464).

The role of intellectual culture is receiving growing attention in the search for the origins of modern economic growth (Mokyr 2016). A culture of progress, in a broad sense, is believed to be essential to the transition from a traditional to a modern economy. The European Enlightenment in the seventeenth and eighteenth centuries perhaps best illustrates this culture: the intellectuals appreciated novel ideas and the utility of new knowledge in promoting material progress, which laid the intellectual foundations of the Industrial Revolution and modern growth (Gay 1966; Jacob 1997; Mokyr 2005, 2016).

The Journal of Economic History, Vol. 84, No. 2 (June 2024) © The Author(s), 2024. Published by Cambridge University Press on behalf of the Economic History Association. This is an Open Access article, distributed under the terms of the Creative Commons Attribution licence (<http://creativecommons.org/licenses/by/4.0/>), which permits unrestricted re-use, distribution, and reproduction in any medium, provided the original work is properly cited. doi: 10.1017/S0022050724000111

Chicheng Ma is Associate Professor, KKL932, Faculty of Business and Economics, The University of Hong Kong, Pokfulam Road, Hong Kong. E-mail: macc@hku.hk.

I thank the editor, Bishnupriya Gupta, two anonymous referees, Ying Bai, Henry Chen, Ting Chen, James Fenske, Erik Hornung, Ruixue Jia, James Kung, Jin Li, Gedeon Lim, Linxiang Ma, Joel Mokyr, Jean-Laurent Rosenthal, Jared Rubin, Michael Song, Yang You, Noam Yuchtman, and seminar participants at Caltech, CUHK, ESSEC, HKBU, HKIHS, HKU, Warwick, ASREC Europe Conference, AusClio 2022, and Northwestern University New Economic History of China Conference for helpful comments and suggestions. I also thank Xing Wei for sharing the data on contemporary industrial firms and patents, Qingxu Yang for sharing the data on contemporary high-tech firms, and Yicheng Chen, Mukun Ge, Xinhao Li, and Wanda Wang for their research assistance, and the Research Grants Council of Hong Kong (Grant No.: AoE/B-704/22-R) for financial support.

The Enlightenment, however, is somewhat exceptional in intellectual history. Conservative intellectual cultures, entrenched in the glory and worship of classical wisdom, are more common (Hume 1754; Gay 1966). After all, classic texts dominated the educational curriculum in most historical societies, and classical languages, philology, and scholasticism were the marks of higher education. Many cultures, particularly in the Islamic world, imperial China, and Catholic Europe, were greatly admired for their classical antiquity. Notwithstanding their early success, most classical civilizations fell behind Enlightenment Europe in economic development after around the eighteenth century.

Whether classical worship inhibited economic modernization, however, is not known. On the one hand, such worship could constrain paganism and innovation due to the classicists' deprecation of heresies, as well as competition in the marketplace for ideas, especially when the cultural incumbents received many benefits from the classical system. Even if new approaches may bring greater rewards, intellectuals may still follow the rule of (classical) thumb, given the cost and uncertainty of modernization. The Quarrel of the Ancients and the Moderns in France, the Battle of the Books in England, and the inquisitions of new sciences in the Catholic Church are prominent historical examples of resisting modernization (Levine 1991; Becker, Pino, and Vidal-Robert 2021).

On the other hand, classicism and modernism may not necessarily be incompatible. Indeed, classicism may reflect respect for knowledge accumulation. Scholars can develop new ideas by revisiting classical principles. And new configurations of old knowledge can also expand the limits of economic growth (Weitzman 1998). Even Isaac Newton, the icon of the modern school of his time, attributed many of his revolutionary findings to antique wisdom (Levine 1991). Likewise, Diderot, Montesquieu, and other leading figures in the Enlightenment era had strong classical tastes (Gay 1966; Ferrone 2015). Therefore, the extent to which classical belief affects modern economic growth remains an empirical issue. I use the case of China in the late nineteenth to early twentieth centuries to examine this question for two reasons.

First, China has a long intellectual tradition of classical worship (Mokyr 2016). From the second century BCE to the nineteenth century, the imperial authorities honored great scholars for their contributions to developing the Chinese classics—primarily moral and natural philosophies and literary works. These classical masters were acknowledged as “sages” (literally, holy wise and virtuous men). Their texts were regarded as imperial orthodoxy and employed as the curriculum of the imperial examinations—the ladder to success in traditional China. This firmly

established the sanctity of the sages and their classic letters in the Chinese intelligentsia. They admired and idolized their intellectual ancestors in a quasi-religious manner, building temples to worship and propagate their canonical learning and thoughts.

Since the temples were the primary signals of classical worship, I assessed their distribution to measure the strength of classical worship across regions. Using the systematic records on the temples contained in the *Unified Chorography of the Qing Dynasty* compiled by the imperial court in 1820, I identified 336 temples built to worship the sages based on the biographies of the figures enshrined. These sage temples are unevenly distributed across the 269 prefectures of China proper—the study sample. I compare these to the 3,172 temples built to worship other (non-sage) scholars, officials, monarchs, moral models, warriors, and folk gods to isolate the economic impact of classical worship from that of other forms of worship and the correlates of temple construction.

Secondly, China experienced a clash between the ancients and the moderns after it was forced to open up to the West in 1842. The penetration of Western industrial civilization stimulated the Chinese intellectuals, at least some of whom were open-minded, to industrialize the empire following Western ideals. By 1927, nearly 3,000 domestic industrial firms had been established. These firms were concentrated in only half of the Chinese prefectures; the number of firms varied widely between prefectures, from 1 to more than 700. I investigate whether the geography of classical worship contributed to this uneven industrial development across regions.

By analyzing data from the 269 Chinese prefectures between 1858 and 1927, I provide evidence that classical worship may have inhibited industrialization. First, this hindrance effect is evident when comparing pre-industrial and industrial development in response to classical worship. I find that the number of sage temples was positively correlated with pre-industrial population size, agricultural income, and textile distribution, but turned out to be negatively correlated with the number of industrial firms in the study period. Meanwhile, the number of non-sage temples does not negatively affect industrial development, which provides a placebo for the negative effect of classical worship in the sage temples.

Second, this negative effect is robust to controlling for four groups of possible confounding factors. The first pertains to geographic endowments, including distance to the coast, distance to the nearest navigable river, terrain ruggedness, land area, and agricultural suitability index. Second, I control for initial (pre-industrial) economic conditions using the population in 1820 and the distribution of treaty ports, through which

Western influence may have undermined classical culture but promoted industrial development. Third, the worship of sages may be correlated with the state's capacity. I control for two capacity measures in the late nineteenth century: the number of post offices and the number of county-level administrative units. Fourth, although it is challenging to distinguish classical worship from classical human capital, I attenuate the latter's confounding effect by controlling for the number of candidates and degree holders in the imperial examinations. This concern is further alleviated when I restrict the sample to the period after the classical education/examination system was abolished in 1905. The results show that even after classical education no longer constituted the ladder to success, classical beliefs still prevented intellectuals from embracing modern technologies.

To further disentangle classical worship from unobserved confounding factors, I employ the number of sages born in each prefecture to instrument for the strength of classical worship there. In sages' home prefectures, locals had a greater incentive to erect temples to honor the sages and demonstrate their glory and sacred positions on the empire's intellectual map. A stronger classicism was thus cultivated and maintained in these "holy lands" than in other places. Apart from the persistence of classical worship, the distribution of sages is found to have little to do with the determinants of industrial geography after the mid-nineteenth century, simply because most sages lived in ancient times (before 256 BCE), when the socio-economic correlates of intellectual success were fundamentally different from those in the industrial era. The instrumented estimation also indicates that classical worship has a significant and negative effect on industrialization. On average, each additional sage temple was associated with a reduction of about three industrial firms in each prefecture between 1858 and 1927.

One important mechanism underlying the negative impact of classicism is the competition of ideas between the classical and the modern, because classical belief discourages intellectuals from appreciating modern ideas and knowledge that are pivotal to economic modernization. To test the impact of this mechanism, I employ the number of modern science journals sponsored by Chinese scholars from 1872 to 1927 to gauge local intellectuals' openness to modern knowledge across prefectures, and find that fewer journals were sponsored in prefectures with more sage temples. Accordingly, modern human capital in support of industrialization grew more slowly in prefectures with a stronger classical ethos. Prefectures with more sage temples had fewer students enrolled in modern schools during China's educational modernization

period (1901–1914); these prefectures produced fewer engineers who would otherwise play a crucial role in industrialization.

Finally, I extend the impact of classical worship to contemporary industrial activities. Given the long history of classical worship in China, its impact on innovation has not faded out in the present. Even though the classical regions were industrialized during the Socialist Industrialization (1953–1978) and marketized thereafter, industrial firms in these regions were still found to produce fewer patents and high technologies between 1998 and 2021.

By examining the intellectual origins of the transition from a Malthusian to an industrial economy, most studies have focused on the *knowledge* aspect of intellectuals (Cantoni and Yuchtman 2013; Squicciarini and Voigtländer 2015; Yuchtman 2017; Bai 2019; Dittmar and Meisenzahl 2022; Cinnirella, Hornung, and Koschnick 2022). This paper contributes to this literature by investigating the *cultural* aspect of intellectuals and providing evidence of the importance of intellectuals' beliefs in shaping their choice of knowledge—and thus modern economic growth (Mokyr 2005, 2016). In this connection, this study also contributes to the broader literature on how historical cultures and religions affect economic change (see Iyer 2016; Becker, Rubin, and Woessmann 2021; Voth 2021; Nunn 2022 for reviews), and echoes the negative impacts of Catholicism on educational and economic modernization in nineteenth-century France (Squicciarini 2020), the decline of the Islamic sciences resulting from rising religious power after the twelfth century (Chaney 2016; Rubin 2017), and more generally, the negative relationship between religiosity and innovation (Bénabou, Ticchi, and Vindigni 2021).

HISTORICAL BACKGROUND

Classical Worship

Masters were worshipped in China from as early as the Western Zhou Dynasty (1046–771 BCE), when schools offered sacrifices to the deceased masters to foster students' respect for the learning of the older generations. From the Han Dynasty (202 BCE–220 CE) onwards, the worship of masters became gradually institutionalized. Emperors conferred the title of “sage” on eminent masters and enshrined them in the Imperial Temple of Culture—the highest honor for scholars in imperial China. Their works were promoted as classics and employed as the principal curriculum in schools and civil examinations. This allowed the imperial authorities to control the direction of scholarship and the empire's

ideology. From the Tang Dynasty (618–907) on, sage worship became a regular activity in imperial schools. Official sacrificial ceremonies were usually held twice a year, following rigorous rituals enacted by the imperial court (Wilson 2002).

The private worship of classical masters was more prevalent than regular official sacrifices. This worship was mainly conducted in local temples dedicated to specific sages. The temples were typically built in county seats or academies and were open for scholars and students to visit and worship the sages whose statues were placed in the middle of the main hall. Sophisticated sacrificial ceremonies also took place in these temples (see Figure A1 in Online Appendix 2 for illustrations). To some extent, classical worship became the “religion” of the Chinese learned class. Historical narratives indicate that many literati sincerely practiced this worship. They believed in the superiority and sanctity of the sages’ learning, and that their devotion could “connect” them to the sages’ spiritual world (Lu 2016).

The classical education (and examination) system further consolidated classical worship. The imperial authorities used examinations to select qualified officials from the sixth century until their abolition in 1905. Given that candidates required a mastery of classical learning to pass the civil service exams, such learning dominated school education and academia. Sons of literate families were trained to recite the texts of the Four Books and the Five Classics from the age of five or six years old. Scholars’ academic standing was based on their mastery and exegesis of classical texts. Considerable talent and resources were therefore directed toward classical studies. Since the Han Dynasty, classical education has been highly valued in educated families, as described in the proverb “bequeathing your sons a piece of classic book is better than leaving them a basket of gold” (*Books of Han Dynasty*). In the seventeenth to eighteenth centuries, scholars of the *Kaoju* (evidential studies) school focused on “rediscovering” the antiquarian texts to reform the metaphysical neo-Confucian scholarship (Elman 1984). While there were some “cultural entrepreneurs” in traditional China, their innovations were largely in the tradition of the classical canons; they were much less revolutionary and enlightening than their European counterparts, such as Francis Bacon, Isaac Newton, and Martin Luther (Mokyr 2016). Even the most renowned Qing mathematician, Mei Wending (1633–1721), asserted that “the accumulation of human knowledge is merely a token of the ancients’ superior merit” (Jami 2012, p. 220).

In sum, continuous state promotion made classical worship so persistent in historical China. The classical scholastic system functioned so well

that Chinese elites had few incentives to develop a new or modern one, which would be costly, uncertain, and likely to jeopardize their vested interest in the classical system (Qian 1985; Mokyr 2016). Therefore, classical worship in historical China seems to be more institutionalized and overwhelming than that of Britain at the time, where many intellectuals exhibited distinct classical tastes but still appreciated new learning in the market of ideas.

Modernization and Its Classical Fetter

Finally, China's classical beliefs encountered an unprecedented challenge from the industrial civilization after its forced opening up in 1842. The Western influence stimulated some open-minded Chinese elites to introduce new thoughts and industrial technologies, providing China with the impetus for industrialization. From the late 1850s, new industrial firms experienced steady growth in the textile, machinery, chemical, and various other industrial sectors (see Figure A2 in Online Appendix 2).

However, classical beliefs and mindsets still drove many conservative elites to seek ways of self-strengthening from their intellectual ancestors and to resist the tide of modernization. They believed Western technologies were superior only at the "implementation" level but were not comparable to Chinese learning in "spirit." As the Qing scholar-official Wo Ren (1804–1871) submitted, Chinese wisdom in the self-cultivation of propriety could defeat Western weapons and machines. Likewise, Zhang Shengzao opposed the establishment of Tong Wen Guan, the first modern institute for teaching Western languages and sciences, on the grounds that the new curriculum would direct students' interest from the essentials (classical learning) to the trifles (technologies) (Zhongguo Shixue Hui 1961). Such cultural triumphalism made them what Landes (2006) called a singularly "bad learner."

Even modern intellectuals were more or less overshadowed by classicism. For example, pioneers of the Westernization (Self-Strengthening) Movement from the 1860s to the 1890s still upheld the principle of *zhongti xiyong* (Western learning for use under the body of Chinese learning). This sentiment echoes those of their *Kaoju* predecessors, who absorbed the Jesuit sciences into the Chinese classics rather than developing Chinese sciences using European methods (Ma 2021). Likewise, the leader of the Wuxu Constitutional Reform, Kang Youwei (1858–1927), sought legitimacy for his reform proposal from Confucius.

The defense of the classical camp did not cease after the imperial regime collapsed in 1911. The classicists initiated movements to protect Chinese

orthodoxy in response to the New Culture Movement that propagated the sciences and modernity in the 1910s to 1920s. These quarrels resembled the battles between the Ancients and the Moderns in seventeenth- and eighteenth-century Europe. In the next section, I quantitatively assess whether the classical ethos systematically inhibited China's industrialization.

DATA AND VARIABLES

The sample is all 269 prefectures of China proper based on the administrative map of the Qing Dynasty in 1820 (CHGIS, version 6).¹ The following empirical analyses are primarily drawn on the cross-sectional regressions at the prefectural level.

Classical Worship

To measure the strength of classical worship in each prefecture, I use the number of temples that were built to worship the sages—acknowledged masters of classical learning. Scholars were selected as sages via a process of nomination and approval from other renowned scholars of the time (Chu 2008); the imperial authorities then conferred their status. Therefore, the distribution of sages across prefectures is unlikely to have been influenced by the Emperor in the same way that the Catholic Church strategically selected more saints in regions that had more Protestants (Barro and McCleary 2016).

I use the temple measurement for two reasons. First, temples constitute the tangible presence of classical worship in historical China. Local scholars and elites built them to carry out sacrificial visits, ceremonies, and other memorial services. More temples were erected in regions where the admiration of classical wisdom prevailed. Second, since the temples were the primary sites conducting classical worship, they would further consolidate the ethos of classicism in a region. Historical narratives indicate that local scholars viewed the temples as the “nodes” that linked them to the ancient masters by transmitting the masters' spirit and wisdom (Yang 1997).

I collected data on the sage temples from the *Unified Chorography of the Qing Dynasty (Jiaqing Chongxiu Daqing Yitong Zhi)*. Compiled by the Qing court in 1820, the *Chorography* records all the temples in each prefecture, including each temple's location and which figures it features (see Figure A3 in Online Appendix 2 for an illustration). I manually

¹ China proper comprises the 18 core provinces dominated by the Han Chinese at this time. It excludes the “frontier provinces,” for which less data is available.

checked the biography of each figure and identified 336 temples that worshipped sages.² The Chinese imperial authorities conferred a total of 181 sages between circa 25 and 1911. I exclude 41 sages from the sample because they either were not scholars or were conferred after 1820. See *Shandong Tongzhi* (Provincial Gazetteer of Shandong), compiled in 1934, for biographical records of all the sages.

The sage temples were unevenly distributed across China proper (Figure 1); about 57 percent of prefectures had at least one, up to a maximum of 11 (see Figure A4(a) in Online Appendix 2 for the histogram of the number of sage temples). More temples were built in regions that were economically and educationally more developed. The sage temples were built between the sixth century BCE and 1820, peaking from the twelfth to the seventeenth centuries. Therefore, the number of temples in 1820 reflects the accumulation of classical worship from the distant past and is thus less subject to the reverse causality of industrialization after the mid-nineteenth century. However, this measure may not capture later changes in the strength of classical worship, such as being undermined by modern forces in some regions. In the absence of systematic data on the distribution of sage temples after 1820, I assume that classical worship accumulated from the millennium-long history persisted until the sample period (1858–1927).

Another concern is that the temples recorded in the *Chorography* may not include all temples that ever existed, as some may have disappeared by 1820. Yet the survival of the temples is also informative and may strengthen the measure of classical worship, since temples are more likely to persist in stronger worship regions. That said, the temple measure does not exclude measurement errors. For instance, sages in some prefectures received forms of worship other than temples (e.g., in scholars' homes, writings, and hearts), which this measure cannot capture.

For comparison, I also counted the distribution of other temples built to worship non-sage figures, including scholars, officials, monarchs, moral models, warriors, and folk gods. There are a total of 3,172 non-sage temples, covering a larger geographic area than the sage temples. By comparing the economic impacts of the number of sage temples and the number of non-sage temples, I can estimate the effect of classical worship net of the other forms of worship and the correlates of temple construction.

² The sage temples do not include temples in government schools. In the Qing Dynasty, each county had one government school that was used to host the imperial examination candidates. Each school had a Temple of Culture to enshrine all the sages. These temples were mainly used to hold regular official sacrificial ceremonies during the school year; they were not typically open for private visits. Therefore, the number of such official temples does not reflect the actual level of local classical worship. Controlling for the number of these official temples, which is equivalent to controlling for the number of counties, does not change the effect of sage temples.

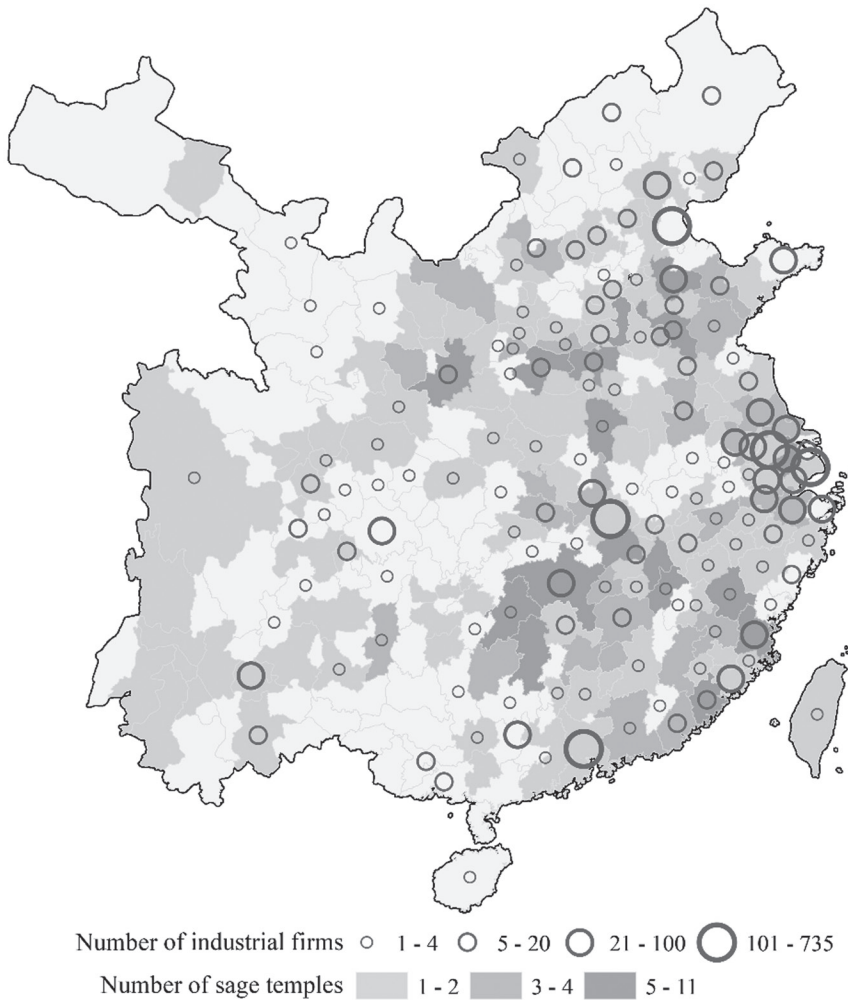


FIGURE 1
DISTRIBUTION OF SAGE TEMPLES (1820) AND INDUSTRIAL FIRMS (1858–1927)

Notes: The strength of classical worship is reflected in the number of sage temples that were built to worship the acknowledged masters of classical learning by 1820. Industrialization is shown as the number of Chinese domestic industrial firms established between 1858 and 1927. The map includes 269 sample prefectures of China proper based on the Qing Dynasty administration in 1820 (CHGIS, version 6).

Source: See the text.

Modern Economic Growth

Given that China's early economic modernization centered on industrialization, I use the number of industrial firms as the primary outcome variable. The Chinese elite began to develop new industrial firms following the Western model in the mid-nineteenth century. These new

firms differed from the traditional handicraft workshops in that they relied on modern industrial technologies such as machinery, steam, and electric power, had larger numbers of employees and greater capital, and, therefore, adopted modern management systems (e.g., factory management, joint venture/stock ownership, and limited liability).

I obtained the industrial firm data from Du (1991), who systematically recorded all domestic industrial firms established in each prefecture between 1858 and 1927. For each prefecture, I aggregate the number of firms founded during this period as the primary dependent variable. This variable gauges the cross-prefectural variation in industrial development over 70 years, covering the period of China's early industrialization from the traditional economy.

As shown in Figure 1, the variation in the number of industrial firms across the 269 prefectures is striking. It is clear that firms preferred to locate in coastal and economically prosperous areas with good transport connections. As well as these concrete geographic conditions, firms needed to develop in regions where people were open to modernization, simply because the technology and business form of these firms were very new, Western in style, and in competition with traditional incumbents. Otherwise, in regions lacking a modern or Western outlook, firms would find it difficult to gain financing and support from the local elite (Rawski 1989; Du 1991)³; they would also face a shortage of modern human capital, in particular engineers, technicians, and management professionals who play pivotal roles in operating modern industrial firms (Yuchtman 2017).⁴

Control Variables

GEOGRAPHY

I control for five prefecture-level geographic characteristics. First, since both temples and industrial firms are located close to coastal areas, I control for a prefecture's shortest distance to the coastline. Second, given the critical transport function of rivers in historical China, I control for the distance to the nearest navigable river. A third and related control is the terrain ruggedness index, as it may affect the entry costs of new ideas and industrial firms. The fourth is the land area of each prefecture, given its possible effect on market size and the landscape of industrial expansion.

³ See Du (1991, chapter 1) for cases of local people obstructing the development of modern industry in conservative regions.

⁴ For example, until the 1930s, the mechanized oil mills in Jiangyin and Nantong counties of Jiangsu could not recruit engineers for milling machines from the local population but had to introduce them from Shanghai with higher salaries. The resulting labor cost was much higher than the cost of the machine (Ho 2016).

Fifth, I control for agricultural productivity because it determines a traditional society's income level while competing with (or complementing) industrialization. I use the soil suitability index for planting the major staple crops (wheat and rice) as the proxy.

ECONOMIC CONDITIONS

A prefecture's industrial development is linked to its initial economic prosperity. In addition, more prosperous regions may be able to afford to build more sage temples, thus attenuating the true impact of classical worship. To address this concern, I control for a prefecture's population size in 1820, before China's economic modernization, based on Cao's (2001) estimates.⁵ Another essential condition for industrial development in China is the distribution of the treaty ports. Treaties signed between China and Western powers opened up 43 ports to the West for trade and commerce from 1842 to 1927. These ports became the fountainheads of China's modernization, outperforming the other regions in economic development (Jia 2014; Kung 2022). In addition, since Western influence through the ports may have undermined traditional Chinese culture, I control for a dummy indicating whether a prefecture had a treaty port by 1927.

STATE CAPACITY

Since the worship of sages was promoted and institutionalized by the imperial authorities, prefectures with more sage temples may have a more sophisticated government administration or state capacity. State capacity in an imperial regime, however, may not necessarily be instrumental to economic modernization. To address this concern, I control for two capacity measures in the late nineteenth century: the number of post offices and the number of county-level administrative units, following Acemoglu, Garcia-Jimeno, and Robinson (2015) and Sng (2014). The number of post offices is obtained from Lin et al. (2021). The number of counties is based on CHGIS 1820 from the Qing administration.

CLASSICAL HUMAN (POLITICAL) CAPITAL

The culture of classicism is nested in the classical education/examination system in imperial China. Therefore, the level of classical worship is associated with the strength of classical human capital. It might be the

⁵ Using population data from 1880 or 1910, the other time points with available population data produce similar results (not reported). However, both population figures may be subject to the feedback effect of industrial development.

case that classical *human capital*, rather than classical *culture*, shaped the growth of industrial firms. Bai (2019), for example, documents that many traditionally educated elites did not embrace modern professions until the classical examination system was abolished in 1905. To mitigate the confounding effect of classical human capital, I control for the latter using the number of candidates (quota) and degree holders (*jinshi*) in the imperial examinations.⁶ In addition, given that elite recruitment was based on the examination, the number of examination candidates and degree holders also reflects the strength of the political elites in a prefecture. Table A1 in Online Appendix 1 reports summary statistics for all variables. Ma (2023) provides the data and codes for analyses.

CLASSICAL WORSHIP AND INDUSTRIAL DEVELOPMENT

Basic Patterns

To examine how classical worship affected industrial development, I employ the empirical strategies specified in the following equations:

$$Pre-Industrial_i = \alpha + \beta_1 \times SageTemples_i + \beta_2 \times NonSageTemples_i + \gamma \times X_i + \varepsilon_i \tag{1}$$

$$Industrial_i = \alpha + \beta_1 \times SageTemples_i + \beta_2 \times NonSageTemples_i + \gamma \times X_i + \varepsilon_i \tag{2}$$

I first examine the role of sage temples in the pre-industrial economy to check whether prefectures with stronger classical worship were already more economically backward before industrialization started (Equation (1)). I employ three measures of pre-industrial economic development. The first is the population size in 1580 and 1820, which is a conventional proxy for pre-industrial economic prosperity based on the assumption that only prosperous regions could support a large population.⁷ The second pertains to agricultural income, proxied by the agricultural tax revenue levied in each prefecture in 1820. The third measure relates to the traditional (handicraft) industry, for which I use the distribution of silk textile

⁶ The quota refers to the number of examination candidates the imperial court allocated to each prefecture for the entry-level examinations, which was partially based on the prefecture’s educational level. I use the quota in the late nineteenth century, based on Bai and Jia (2016). For *jinshi* degree holders, I aggregate their number between 1371 and 1820 for each prefecture to capture the accumulation of elite human capital. The data is from Chen, Kung, and Ma (2020).

⁷ The population data is from Cao (2001). I excluded population data before 1580 because many sage temples had not yet been established. The data on agricultural revenue is from Liang (2008).

centers in the Ming and Qing dynasties, since silk was a representative and leading industry in traditional China. Then, I examine the effect of sage temples on the number of industrial firms between 1858 and 1927 (Equation (2)), and compare the impact of sage temples on industrial firms to their impact on pre-industrial economic measures in Equation (1).

In the analysis noted previously, I also compare the effect of sage temples to that of non-sage temples. I include non-sage temples to help disentangle the effect of classical worship from that of other forms of worship, folk religions, or correlates of temple construction. In sum, pre-industrial prosperity and non-sage temples provide two placebos to contrast the effect of classical worship on modern growth.

In both equations, X_i includes the set of geographic controls introduced in the previous section, and ε_i is the error term. To account for spatial autocorrelation that may possibly arise from the worship culture spilling over to nearby prefectures, I report standard errors clustered over a broader geographic scale based on the method of Colella et al. (2019). Specifically, I cluster standard errors for a radius of 136 km from the prefectural centroid, 136 km being the average distance between contiguous prefectural centroids in the sample and thus approximately covering the neighboring prefectures.

Figure 2 reports the estimation results of the two equations. The number of sage temples is positively correlated with population size, agricultural tax revenue, and the probability of having a silk textile center in traditional China. These results indicate that classical worship was more prevalent in economically prosperous areas of pre-industrial China. This is because only developed regions could afford temple construction, classical education, and consequently, a classical intellectual culture.

However, after industrialization began, sage temples were negatively associated with the number of industrial firms: one additional sage temple reduced the number of industrial firms by nearly four (a decrease of 35 percent evaluated by the mean number of industrial firms). This implies that classical worship may have had a hampering effect on industrial development. This effect is further highlighted by comparing it to the effect of non-sage temples, which remains positive for both pre-industrial and industrial development.

The results displayed in Figure 2 also indicate that modern industries did not necessarily emerge in traditionally prosperous regions, but in those with fewer constraints from classicism (all else equal). Next, I consider other prefectural factors that may affect both classical worship and industrial development to determine whether the negative effect of classical worship holds.

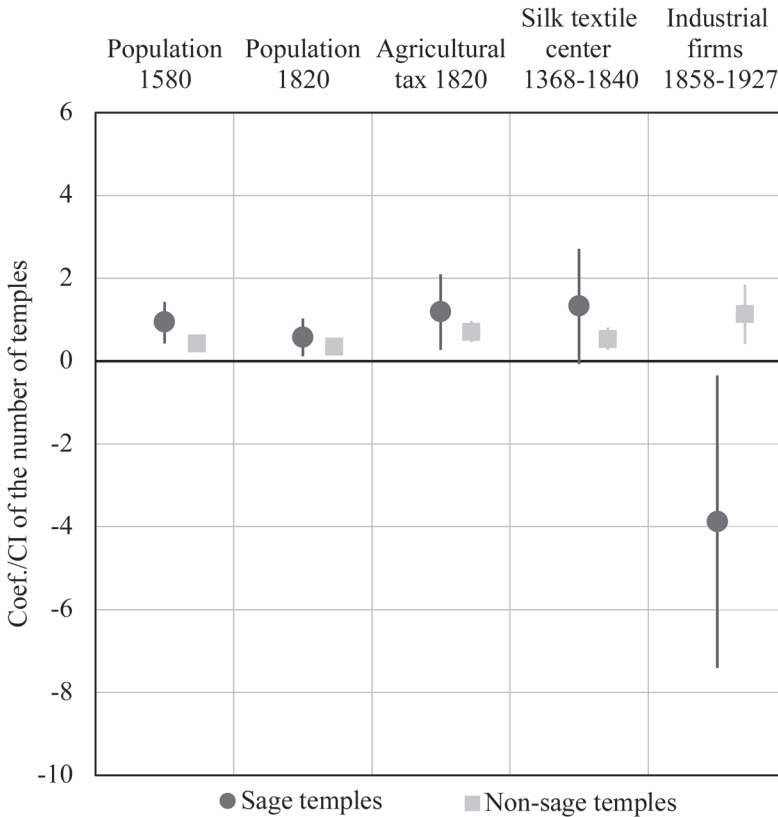


FIGURE 2
THE ROLE OF CLASSICAL WORSHIP IN PRE-INDUSTRIAL AND INDUSTRIAL DEVELOPMENT

Notes: Population in 1580 and 1820 (log), agricultural tax in 1820 (log), and silk textile center dummy measure pre-industrial economic prosperity, and the number of industrial firms established in 1858–1927 reflects the progress of industrialization across the 269 Chinese prefectures. The number of sage temples measures the strength of classical worship. The number of non-sage temples is used as the placebo; these include all temples that worship non-sage figures (scholars, officials, monarchs, warriors, moral models, and folk gods) in each prefecture. All are OLS estimates except for the Probit estimates for the silk textile dummy. The coefficients (with 95 percent confidence intervals) of the sage and non-sage temples are estimated in a single regression (Equations (1) and (2)) conditional on the log distance to the coast, log distance to the nearest navigable river, terrain ruggedness index, log land area, and agricultural suitability index (for planting wheat and rice). The actual coefficients of the sage- and non-sage temples are close to zero in the four columns for pre-industrial economic prosperity. To fully show these coefficients and confidence intervals in the figure, I multiply them by 10. Standard errors are clustered within a radius of 136 km to account for possible spatial correlation between contiguous prefectures, based on Colella et al. (2019) in all OLS regressions. The 136 km is the average distance between the centroids of all the contiguous prefectures in the sample. Robust standard errors are used in the Probit estimates for the silk textile dummy.

Source: See the text.

Additional Controls

To address the possible effect of pre-industrial economic conditions on industrial development, I control for each prefecture's population in 1820. I also control for the distribution of treaty ports to gauge the impact of Western influence. To isolate the effect of state capacity, I control for the number of counties and the number of post offices in each prefecture. To disentangle classical worship from classical human capital (and its rewards from the imperial examination), I control for each prefecture's examination quota and number of degree holders. The ordinary least squares (OLS) estimation shows that these factors do not mitigate the negative effect of sage temples on industrial development (Column (2) of Table 1). Compared to the results without these additional controls (Column (1)), the effect of sage temples becomes even greater. Since the number of industrial firms has count data and a large share of zeros (Online Appendix 2, Figure A4(b)), I also use Poisson regression and find that the effect of sage temples still holds (Column (3) of Table 1).

The payoffs of retaining classicism were closely associated with the classical institutions of imperial China, chiefly the education and examination system that based students' career mobility on their efforts in sage learning. However, China began to modernize its education system in 1901 and then abolished the examinations in 1905, removing the institutional foundation of classical worship. Therefore, the rewards from studying classics sharply declined after 1905.⁸ If sage temples still influenced the growth of industrial firms during this period, this would be more likely to reflect a cultural effect from intellectual conservatism (rather than the effect of classical education institutions). When I restrict the sample to the post-1905 period, sage temples still have a significant negative effect on industrial firms, suggesting that the traditional intellectual culture persisted after formal institutions that promoted this culture closed (Column (4) of Table 1).

A related concern is the trend of the classicism effect. Was the negative effect of classical worship on the number of industrial firms gradually mitigated by the sustained modernization that took place during the 70-year study period, or was it driven by variations in firm establishment in particular years? To address these questions, I examine the dynamic effect of sage temples on the number of firms over time. I aggregate

⁸ The abolition of the examination system substantially changed the mobility channel and incentives of the educated; many of them turned to alternative outlets for fame and wealth, especially in modern industries, education, and more radical political movements (see Bai and Jia 2016; Bai 2019). This is also reflected in the positive impact of traditional human capital on industrial firms reported in Column (4) of Table 1.

TABLE 1
 CLASSICAL WORSHIP AND INDUSTRIAL DEVELOPMENT:
 ADDITIONAL CONTROLS

	Industrial Firms 1858–1927	Industrial Firms 1858–1927	Industrial Firms 1858–1927	Industrial Firms 1906–1927, Classical Education Abolished
	OLS	OLS	Poisson	OLS
	(1)	(2)	(3)	(4)
Sage temples	-3.877** (1.802)	-4.664** (2.029)	-0.278*** [0.100]	-3.093** (1.440)
Non-sage temples	1.104*** (0.363)	0.508 (0.563)	0.030 [0.018]	0.638* (0.383)
Population in 1820 (log)		-10.768* (5.607)	-0.206 [0.349]	-7.866* (4.479)
Treaty port		34.581** (16.686)	2.027*** [0.291]	23.058* (12.520)
Number of counties		-0.708 (1.263)	-0.031 [0.084]	0.042 (0.814)
Number of post offices		2.302 (1.530)	0.121 [0.083]	1.072 (0.940)
Degree holders (log)		-0.573 (1.769)	0.388*** [0.123]	0.077 (1.252)
Exam quota		0.183 (0.115)	0.005 [0.003]	0.075** (0.038)
Geographic controls	Yes	Yes	Yes	Yes
Observations	269	269	269	269
R-squared	0.134	0.205		0.184
Mean of dependent variable	10.82	10.82	10.82	8

* = Significant at the 10 percent level.

** = Significant at the 5 percent level.

*** = Significant at the 1 percent level.

Notes: The table reports the cross-prefectural estimates of Equation (2) with additional controls on economic conditions, state capacity, and classical human capital. Economic conditions include pre-industrial prosperity measured by the population in 1820, and a treaty port dummy indicating whether a prefecture had a treaty port by 1927. State capacity is proxied by the number of counties and the number of post offices. Classical human capital is measured by the number of degree holders (*jins*) in the imperial examination born in each prefecture between 1371 and 1820 and the examination quota assigned to each prefecture by 1905. Column (4) examines the effect of classical worship after the rewards from classical education/examination were gone. Geographical controls include the log distance to the coast, log distance to the nearest navigable river, terrain ruggedness index, log land area, and agricultural suitability index for planting staple crops (wheat and rice). Standard errors in (parentheses) are clustered within a radius of 136 km to account for possible spatial correlation among neighboring prefectures based on Colella et al. (2019). Robust standard errors are in [brackets].

Source: See the text.

the number of firms by seven decadal intervals between 1858 and 1927 for each prefecture and regress it on the interaction terms between the number of sage temples and the seven decadal dummies. Figure A5 in Online Appendix 2 displays the trend of the effect of sage temples. The number of sage temples has a persistently negative impact on the number of industrial firms, which indicates that regions with a burden of classical history gradually fell behind the others in industrialization. The non-sage (placebo) temples have no negative impact on industrial firms during this period.

Decomposing the Worship

To further investigate the temple effect from the worship of past wisdom, I divided the temples into three groups based on when the sages enshrined in them lived: (1) ancient times (580–221 BCE), (2) early to middle imperial period (221 BCE–960), and (3) later imperial times until 1820. These three periods vary in the achievements and degree of influence of sage learning. The ancient period was when most sages lived and wrote classic works. The systematization and exegesis of the ancient classic letters occurred in the second period. In the third period, scholars continued to do the exegesis work, but there was significant development and “reformation” of the classics, notably the development of the neo-Confucian School in the Song Dynasty (960–1279) and the School of Mind in the Ming (1368–1643), among others (Bol 2008). Therefore, if classical worship *did* matter, worshipping the more ancient (and perhaps more sacred) wisdom should have had a greater (negative) impact on modern growth.

I run a horse race between the three groups of sage temples, controlling for the same set of covariates as in Column (2) of Table 1, and plot the results in Figure A6(a) of Online Appendix 2. The results are consistent with the hypothesis noted previously. Temples built to worship ancient sages have the greatest negative relationship with the number of industrial firms, whereas those that honor more recent masters have a smaller effect, in both magnitude and significance.

Next, I decompose the non-sage temples into six types based on the figures they enshrined (scholars (but not sages), officials, monarchs, warriors, moral exemplars, and folk gods)⁹ to examine whether some specific types of worship—such as worship of learning (scholars) or

⁹ Note that some types overlap because a figure may have multiple identities. For example, many officials were also scholars, and some war heroes were worshipped as moral models because of their distinct loyalty and integrity in the wars. Therefore, a temple enshrining a figure with multiple identities may be included in different corresponding temple types.

power (officials and monarchs)—may confound the effect of classical worship on industrial development. I horse-race the sage temples with different types of non-sage temples in the same regression, and find that the negative effect of sage temples remains robust (Online Appendix Figure A6(b)).

Alternative Measures of Modern Growth

For robustness, I examine how sage temples affect alternative measures of industrial development (results summarized in Online Appendix 1, Tables A2 and A3). First, the number of firms has extreme values. While most prefectures have less than 10 firms, some have more than 100; Songjiang Prefecture or Shanghai has the most, at 735. To mitigate the impact of extreme values without trimming the sample, I winsorized the top 1 percent in the distribution of the number of firms. This does not affect the significance of the sage temple effect.

Second, I exclude prefectures that had no industrial firms during the sample period to restrict the sample to more homogenous (industrializing) regions. The number of sage temples still has a significant negative impact on the number of industrial firms.

Third, I use the per capita measure of industrial firms, normalizing the number of firms by the average population in 1910 and 1920 (per million) in each prefecture. This can mitigate the possible effect of population growth on industrial development. To mitigate the impact of extreme values, I winsorized the top 1 percent in the distribution of the per capita number of firms. The result demonstrates that sage temples still negatively affect per capita firms. The result holds when I restrict the sample to the post-1905 period (Column (4)).¹⁰

Fourth, the number of sage temples also reduced the number of modern banks—another pillar of economic modernization that is closely associated with industrialization in China. I use the number of modern Chinese banks in 1927 (Lin et al. 2021). One additional sage temple is associated with a 0.855 reduction in the number of banks, which indicates that the effect of classical worship spills over to the financial market.

Finally, the *number* of firms may not accurately measure industrial development across prefectures. Modern capital-intensive industrial firms or firms in heavy industries, for example, tend to be large to achieve economies of scale, but their number may be small. In the absence of

¹⁰ The magnitude of the coefficient of sage temples becomes smaller than that of Table 1, because the number of firms, which is a small and discrete count value, may become smaller after being normalized by the continuous population variable.

capital and employee data, I divide firms by industrial sector to approximately mitigate the effect of industrial type on the number of firms. Given the small number of industrial firms in each sector, I aggregated some sectors that are similar in scale and capital intensity, and classified the firms into five sectors based on Du (1991): (1) textiles, (2) food processing, (3) chemical industry, (4) machinery, transport, and mining, and (5) construction, water supply, and electricity. The results show that the negative effect of sage temples remains consistent across all industrial sectors. The textile industry, the leading manufacturing industry in China at the time (Liu 2020), received the greatest influence from classical worship (Online Appendix 1, Table A3).

Sages and Classical Worship: Instrumented Evidence

The control variables in the analyses noted earlier may not rule out all possible factors that may confound the effect of classical worship. To address this concern, I employ an instrumental variable that predicts the strength of classical worship but has little to do with industrialization after the mid-nineteenth century—the number of sages born in each prefecture.

The positive relationship between the number of sages and the strength of classical worship is premised on the glory of the classical achievements the sages brought to their native places. In sages' home prefectures, scholars had a greater incentive to build temples to honor the sages than in places without such historical giants. By building the sage temples, scholars also demonstrated and consolidated their localities' orthodox status on the empire's intellectual map (Yang 1997).¹¹ For example, Yanzhou Prefecture (home of Confucius and his disciples) and Jianning (home of Zhu Xi, the master of the Neo-Confucian school) maintained seven sage temples each by 1820, much more than prefectures without such sage history (on average, 0.88 temples per prefecture). Figure 3 shows the 48 home prefectures of 140 sages; it indicates that more temples were built in these holy lands.

I test the first-stage relationship in Columns (1) and (2) of Table A4 in Online Appendix 1 (see also Figure A7 in Online Appendix 2 for the

¹¹ Within Chinese classical academia, scholars of different schools competed for cultural dominance. This is important in a society where scholarship was closely linked to elite production. Therefore, in regions that had the good fortune of having ancient sages, local elites made greater efforts to explore the sages' cultural heritage. They viewed building temples as the most effective way to concretize the sages' presence and influence. For example, scholars at Yuelu Academy in Hunan Province believed a region's cultural prosperity had to be sustained by reiterating the sacrificial rites in the temples (Yang 1997).

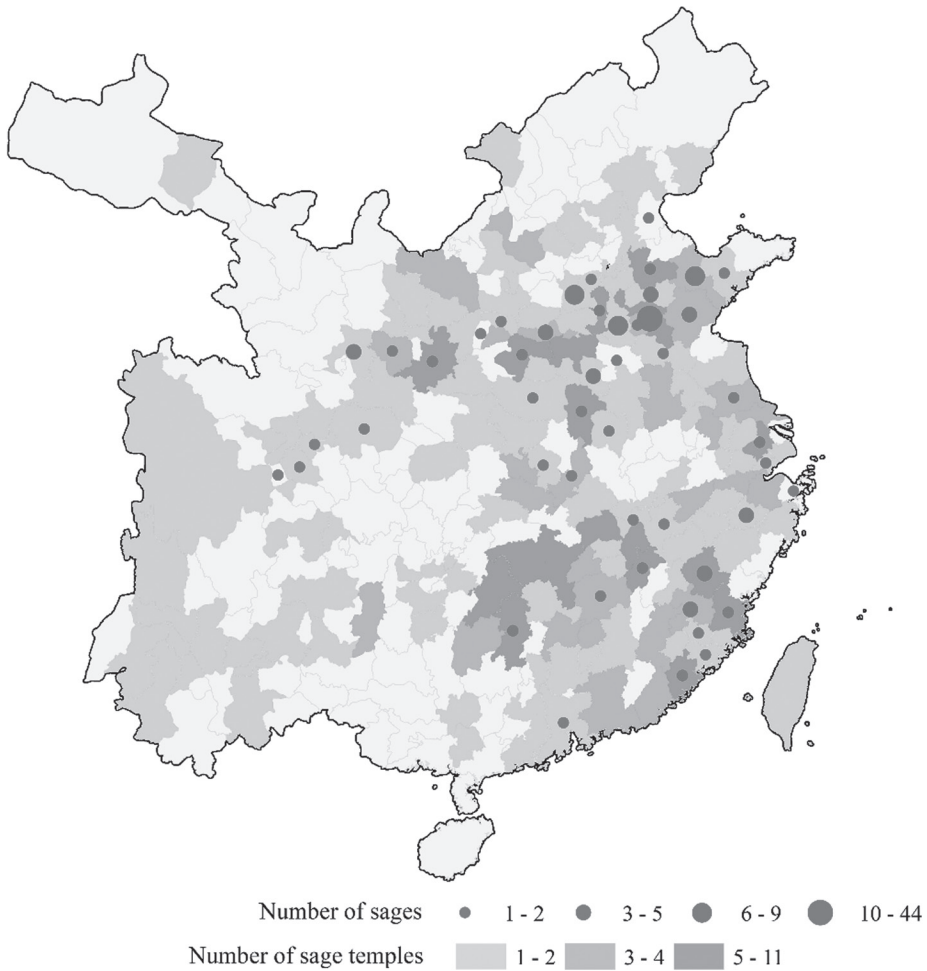


FIGURE 3
DISTRIBUTION OF THE SAGES AND THEIR TEMPLES

Notes: Sages refer to the acknowledged masters of classical learning who lived between 580 BCE and 1630; before 1820, the imperial authorities formally conferred their sanctity. Sage temples are the same as those depicted in Figure 1. The map includes 269 sample prefectures of China proper based on the Qing Dynasty administration in 1820 (CHGIS, version 6).

Source: See the text.

visualized relationship). Regressing the number of sage temples by the number of sages yields a significant and positive link. On average, one additional sage would bring 0.147 (or 12 percent) more sage temples after controlling for population, degree holders, and geographic factors. The results also indicate that sage temples are more likely to be built in (traditionally) prosperous regions, in other words, those with a denser population and more scholars.

The placebo test on non-sage temples reaffirms the importance of the sages in shaping the geography of classicism (Columns (3) and (4) of Table A4). The number of non-sage temples is also positively correlated with economic and educational prosperity, but does not depend on the number of sages. This indicates that sages' influence on classical worship works through the persistence of the glory of classical achievements rather than through other popular cultures and local correlates of temple building.

The sage distribution is arguably orthogonal to the industrial geography from 1858 to 1927, other than through the persistence of classical worship. This is mainly because the sages lived in the distant past, when the socioeconomic conditions of intellectual success largely differed from those during China's modernization period. The vast majority (92 percent) of the sages were born before the thirteenth century; 73 percent of these were born in ancient times (before 256 BCE).¹²

However, if the sages' places of origin were economically or geographically backward, these disadvantages may persistently inhibit economic development. This is unlikely to be the case, since scholarship hardly prospered in remote or backward areas, especially in pre-industrial times. Most ancient sages were produced in the fountainhead of Chinese civilization—the North China Plain, where the earliest city-states were found. I regress a set of geographical factors on the number of sages and find that the sages were not concentrated in prefectures distant from the coast and navigable rivers or in rugged or barren lands. They tended to be born in prosperous (populous) areas (see Columns (1)–(5) of Table A5, Online Appendix 1).

Moreover, the intellectual geography changed substantially from the sage era to the nineteenth century, which is illustrated by the lack of correlation between the distribution of sages and the distribution of *jinshi* degree holders in the fourteenth to nineteenth centuries (Column (6) of Table A5). Therefore, the sages may not affect industrialization by shaping the distribution of classical human capital and the elite. The sages also had little impact on the popularity of clans—the lineage organizations affected by Confucianism that competed with modern economic institutions (Chen, Ma, and Sinclair 2022)—by the eve of industrialization (Column (7)).

Finally, the placebo tests in Columns (5)–(7) of Table A4 provide further (suggestive) evidence of the validity of the instrumental variable. The reduced-form regression shows that the number of sages has

¹² The latest sage in the sample was born before 1630, at least two centuries before the industrial period. See Figure A8 in Online Appendix 2.

TABLE 2
 USING THE NUMBER OF SAGES TO INSTRUMENT THE EFFECT
 OF CLASSICAL WORSHIP ON INDUSTRIAL DEVELOPMENT

	Industrial Firms 1858–1927	Industrial Firms 1858–1927	Industrial Firms 1906–1927, Classical Education Abolished
	(1)	(2)	(3)
Sage temples	-4.874** (2.271)	-3.102** (1.442)	-2.943** (1.182)
Non-sage temples	1.175*** (0.385)	0.445 (0.594)	0.632* (0.374)
Geographic controls	Yes	Yes	Yes
Economic conditions		Yes	Yes
State capacity		Yes	Yes
Classical education		Yes	Yes
Observations	269	269	269
R-squared	0.134	0.203	0.184
First stage K-P F-statistic	21.59	22.87	22.87

* = Significant at the 10 percent level.

** = Significant at the 5 percent level.

*** = Significant at the 1 percent level.

Notes: The table reports the two-stage least squares (2SLS) estimates at the prefectural level. Sage temples are instrumented by the number of sages. Controls are the same as those in Table 1. Standard errors are clustered within a radius of 136 km to account for possible spatial correlation among neighboring prefectures, based on Colella et al. (2019).

Source: See the text.

a significant and negative effect on the number of industrial firms. This effect remains after controlling for the number of non-sage temples, but disappears after controlling for the number of sage temples in the regression. The effect of sage temples on industrial firms, though endogenous, remains significantly negative. The comparison of Columns (5) to (7) implies that sages’ long-term influence on industrialization mainly works through classical worship. Since these tests may not exclude every factor that may channel sages’ effect on industrialization beyond classical worship, we should interpret the instrumented results as suggestive rather than conclusive.

Table 2 reports the two-stage least squares (2SLS) estimates of the effect of classical worship on industrial firms. Instrumented by the number of sages, the number of sage temples still negatively impacts the number of industrial firms. The effect remains stable when controlling for geographic factors alone (Column (1)), when further controlling for economic conditions, state capacity, and classical education (Column (2)), and when the sample is restricted to the post-1905 period of educational

modernization (Column (3)). Now, an additional sage temple decreases the number of industrial firms by 3.1 in the full sample and 2.9 in the post-1905 sample. The results remain robust to using the winsorized number of firms and sages to attenuate extreme values, excluding prefectures without firms, normalizing firms by population, and using modern banks as an alternative dependent variable (see Panel B of Table A2, Online Appendix 1).

There are two remaining concerns. First, people in the holy lands of Chinese classics may have a distinctly stronger cultural triumphalism and, consequently, ethos of anti-Westernization. It might be the anti-Westernization ethos rather than the worship of ancient wisdom that inhibited the adoption of Western industrial technology. This might not be a serious concern, in view of the fact that the sage homelands did not hamper the diffusion of Christianity—the primary Western culture diffused in China at the time (Column (8) of Table A5, Online Appendix 1). Specifically, I use the number of Chinese Protestant communicants (in log) to be the proxy for Christian penetration in China, reasoning that the number of Chinese Christians would be smaller in prefectures where there was a stronger ethos against Western culture.¹³ Anyway, given the positive impact of Christianity on China's industrial development in the early twentieth century (Bai and Kung 2015), I control for the number of Chinese Christian communicants. The results are reported in Columns (1) and (2) of Table 3. Anti-Westernization does not affect the impact of sage temples on industrialization.

The second relates to the effect of regional clusters of sages. Many sages were born in clusters of contiguous prefectures. The most notable cluster is in the North China Plain—the cradle of Chinese civilization, where the earliest states were founded (see Figure A9 in Online Appendix 2 for the locations of ancient states around 350 BCE). This raises a concern that the effect of the instrumental variable is driven by an overall sage culture over a large region rather than by the sages of the local prefecture. This is unlikely to be the case, however, in the light of the evidence that the number of industrial firms in a prefecture is not affected by the number of sages born within 400 kilometers of the prefectural centroid, a radius that includes a prefecture's neighbors' neighbors (Online Appendix 1, Table A6). A possible reason is that the size of a Chinese prefecture is large enough (16,149 km² on average, six times a U.S. county of 2,465 km² on average) to dilute the impact of the neighboring prefectures.

¹³ The results are similar when using the number of Christian missionaries as an alternative measure of Christian penetration. The data on Christian communicants and missionaries are obtained from Stauffer (1922).

TABLE 3
USING THE NUMBER OF SAGES TO INSTRUMENT THE EFFECT OF CLASSICAL WORSHIP ON INDUSTRIAL DEVELOPMENT:
ADDITIONAL CONTROLS AND SUBSAMPLE

	Industrial Firms 1906–1927, Classical Education Abolished	Industrial Firms 1858–1927	Industrial Firms 1906–1927, Classical Education Abolished	Industrial Firms 1858–1927	Industrial Firms 1906–1927, Classical Education Abolished	Industrial Firms 1858–1927	Industrial Firms 1906–1927, Classical Education Abolished	
	(1)	(2)	(3)	(4)	(5)	(6)	(7)	(8)
Sage temples	-3.176** (1.599)	-3.037** (1.297)	-3.068* [1.855]	-3.187** [1.512]	-3.651** [1.699]	-3.195** [1.494]	-1.982*** (0.680)	-2.082*** (0.470)
Non-sage temples	Yes	Yes	Yes	Yes	Yes	Yes	Yes	Yes
Geographic controls	Yes	Yes	Yes	Yes	Yes	Yes	Yes	Yes
Economic/State/Education controls	Yes	Yes	Yes	Yes	Yes	Yes	Yes	Yes
Number of Chinese Christians	Yes	Yes	Yes	Yes	Yes	Yes	Yes	Yes
Longitude and Latitude								
Macroregion fixed effects								
Observations	260	260	269	269	269	269	132	132
R-squared	0.208	0.188	0.129	0.133	0.170	0.163	0.471	0.461
First stage K-P F-statistic	22.93	22.93	45.79	45.79	43.71	43.71	49.58	49.58
OLS estimates on Sage temples	-4.645** (2.002)	-3.067** (1.408)	-2.848** [1.245]	-2.276** [1.030]	-3.641** [1.433]	-2.569** [1.095]	-3.964** (1.941)	-3.327** (1.586)

* = Significant at the 10 percent level.
** = Significant at the 5 percent level.
*** = Significant at the 1 percent level.

Notes: The table replicates Table 2, but with additional controls and using a restricted sample. Columns (1) and (2) control for the number of Chinese Christians as a (inverse) proxy for anti-Westernization. Columns (3)–(6) control for the coordinates of the prefectural centroid and Skinner, Henderson, and Yue's (2013) macroregion fixed-effects. Columns (5) and (6) use the first principal component of geographic controls and that of the controls on economic conditions, state capacity, and classical education to reduce multicollinearity. Columns (7) and (8) restrict the sample to the main sage clustering region, the territory of ancient states (circa 350 BCE), where most sages were born. Standard errors in parentheses are clustered within a radius of 136 km to account for possible spatial correlation among neighboring prefectures, based on Colella et al. (2019). Standard errors in [bracket] are clustered within macroregions.
Source: See the text.

Nonetheless, I employed two strategies to address the previously noted concern further. First, I control for each prefecture's coordinates (at the centroid) to "fix" the spatial location effect across prefectures, and further control for macroregion dummies to fix the sage cluster effect. Skinner, Henderson, and Yue (2013) divide China into 18 macroregions based on their physiographic differences in the nineteenth century (Online Appendix 2, Figure A10). Physiographic boundaries also divide the regional cultures and socioeconomic characteristics of traditional China. This allows us to approximate the regional clusters of sage culture. However, given that both the prefectural coordinates and the physiographic regions are highly correlated with most of the other control variables, the estimate of the sage effect is attenuated by multicollinearity.¹⁴ To address this concern, I remove all the other controls when examining the impacts of the coordinates and macroregions (Columns (3) and (4) of Table 3). Then I control for the first principal component of the geographic controls and that of the variables for economic conditions, state capacity, and classical education to reduce multicollinearity (Columns (5) and (6)).¹⁵ In both cases, I cluster standard errors at the macroregion level to address the possible autocorrelation within the regions. The results show that, either with the other controls or without, the coordinates and the macroregions do not mitigate the effect of classical worship.

Second, I restrict the sample to the 132 prefectures that fall within the territory of the ancient states—the major cluster of sages in China (Figure A9). I examine the cross-prefectural sage effect within this territory. If it was the influence of the sage cluster in this region that drove the sage effect in the whole sample of China proper, we should not observe a significant sage effect at the prefectural level within this region. However, even in this small sample, the number of sages still significantly predicts the effect of classical worship on industrial firms, suggesting that the sage effect mainly works at the prefectural level (Columns (7) and (8) of Table 3).

THE INTELLECTUAL CHANNEL: MODERN KNOWLEDGE AND HUMAN CAPITAL

Classical worship is expected to impede industrialization by discouraging intellectuals from appreciating new ideas or knowledge. In China's market of ideas, sparked by Western influence after 1842, new

¹⁴ See Table A7 for the variable correlation metrics and Table A8 for the multicollinearity test in Online Appendix 1.

¹⁵ The construction of the principal components is validated by the significant correlations between all geographic variables and between the variables of economic conditions, state capacity, and classical education (see Online Appendix 1, Table A7).

knowledge would face a higher entry cost in regions dominated by classicism. The classical incumbents would defend their interests, esteem, and cultural privileges by resisting modern ideas. This section examines this intellectual channel by looking at regional variations in the diffusion of modern knowledge, using the distribution of modern journals on science and technology as the proxy. Furthermore, I show that such intellectual conservatism inhibits the formation of modern human capital. I focus on a pivotal type of human capital for early industrialization, engineers, and the formation of modern human capital in a broader sense, student enrollment in modern schools.

Modern Journals

Modern journals were introduced to China in the late nineteenth century and became a primary medium for introducing modern sciences, technologies, and other new subjects. The first modern journal, *Peking Magazine*, was founded by the missionaries William Martin and Joseph Edkins in Peking in 1872. It inspired Chinese elites to develop journals to pursue new knowledge and modernization. From 1872 to 1927, they founded 424 journals that published essays on science and technology in 38 cities, according to the statistics in Yao, Wang, and Yao (2008).¹⁶ I counted the number of journal editorial offices located in each prefecture. If a prefecture's intellectuals retained stronger classical beliefs, they should have been less likely to sponsor modern journals.

To test this assumption, I regress the number of modern journals on the number of sage temples at the prefectural level, controlling for the same set of prefectural covariates as in Table 1. The result shows that there are significantly fewer journals in prefectures with more sage temples (Table 4). This result remains robust to using the Poisson estimation to address the large share of zero observations, instrumenting for classical worship using the number of sages, or examining only the journals founded after classical education was abolished. The instrumented results indicate that one additional sage temple is associated with 1.1 fewer journals. This implies that intellectual conservatism hampered the diffusion of new knowledge. In other words, modern knowledge found a small market of ideas in regions dominated by classicism.

¹⁶ In this source, a journal was included if it published essays related to science or technology. To the best of my knowledge, there are no systematic records on the number of non-science/technology journals during this period. Nor is there data on the number of journal subscriptions. Another potential measure of modern knowledge diffusion is the number of translations of Western books. However, most books were translated by presses in Shanghai and thus lacked regional variation.

TABLE 4
CLASSICAL WORSHIP AND MODERN JOURNALS

	Modern Journals 1872–1927	Modern Journals 1872–1927	Modern Journals 1872–1927	Modern Journals 1906–1927, Classical Education Abolished
	OLS	Poisson	IV	IV
	(1)	(2)	(3)	(4)
Sage temples	−0.867* (0.450)	−0.277** [0.136]	−1.093** (0.542)	−1.014** (0.512)
Non-sage temples	0.249* (0.138)	0.045*** [0.010]	0.258* (0.141)	0.235* (0.134)
Controls	Yes	Yes	Yes	Yes
Observations	269	269	269	269
R-squared	0.247		0.246	0.247
Mean of dependent variable (no log)	1.58	1.58	1.58	1.48

* = Significant at the 10 percent level.

** = Significant at the 5 percent level.

*** = Significant at the 1 percent level.

Notes: Modern journals refer to the number of journals on science and technology founded in each prefecture between 1872 and 1927. Sage temples are predicted by the number of sages in Columns (3) and (4). Controls are the same as those in Table 1. Standard errors in (parentheses) are clustered within a radius of 136 km to account for possible spatial correlation among neighboring prefectures, based on Colella et al. (2019). Robust standard errors are in [brackets].

Modern Human Capital

Prior research has recognized the importance of engineering human capital for industrialization (Mokyr 2005; Maloney and Valencia Caicedo 2022). China experienced a growth in engineering talent in the late nineteenth century. Ziyuan Weiyuan Hui's *Who's Who Chinese Engineers* (1941) contains biographical information on 10,723 engineers born between 1880 and 1920, including all recorded Chinese graduates of engineering schools and some eminent engineering practitioners. I exclude the 5,071 engineers recorded in the book that lack complete information from the sample.

The engineers' birthplaces are distributed in 85 percent of Chinese prefectures; the numbers range from 1 to 901. By 1920, about 60 years after industrialization started in China, 39 prefectures still had not produced any engineers, and nearly half had produced fewer than 10, even though some were economically prosperous or close to the country's industrial centers. This implies that China's industrial development

TABLE 5
CLASSICAL WORSHIP AND MODERN HUMAN CAPITAL

	Engineers Born in 1880–1920 (log)		Modern School Enrollment, 1907–1914 (log)	
	OLS (1)	IV (2)	OLS (3)	IV (4)
Sage temples	-0.081* (0.042)	-0.242*** (0.050)	-0.101*** (0.036)	-0.193*** (0.045)
Non-sage temples	0.009 (0.010)	0.015 (0.011)	-0.009 (0.011)	-0.005 (0.012)
Controls	Yes	Yes	Yes	Yes
Observations	269	269	269	269
R-squared	0.439	0.414	0.202	0.194
Mean of dependent variable (no log)	26	26	6,408	6,408

* = Significant at the 10 percent level.

** = Significant at the 5 percent level.

*** = Significant at the 1 percent level.

Notes: Engineers refers to the number of engineering school graduates and notable engineering practitioners born in each prefecture from 1880 to 1920, normalized by million inhabitants in 1910. Modern school enrollment denotes the average number of students enrolled in modern primary and middle schools in 1907, 1909, and 1914 in each prefecture (normalized by a million inhabitants in 1910). Sage temples are predicted by the number of sages in Columns (2) and (4). Controls are the same as those in Table 1. Standard errors in (parentheses) are clustered within a radius of 136 km to account for possible spatial correlation among neighboring prefectures, based on Colella et al. (2019).

Source: See the text.

did not necessarily convince local students to study engineering or industrial technologies. In other words, some regions may have lacked sufficient “push” forces in this respect. In this subsection, I test whether this was partly due to the historical burden of classicism.

I regress the density of engineers born in each prefecture from 1880 to 1920 on the number of sage temples (Table 5, Columns (1) and (2)). The number of engineers was normalized by a million residents in 1910. To normalize the distribution, I take the natural logarithm of the density (plus 1 to keep 0 values). The OLS and instrumented estimations demonstrate that sage temples have a significant and negative impact on the density of engineers. Using the number of sages to instrument the number of sage temples, one additional temple reduces the number of engineers by about 24 percent (or six engineers per million people when evaluated by the mean). Since the engineers’ distribution is based on their home prefectures, the results imply that students from regions with a stronger classicism background were less likely to choose engineering professions.

To assess the broader effect of classical worship on human capital modernization, I measure the latter using the number of students enrolled in modern primary and secondary schools.¹⁷ The Qing Dynasty began modernizing the education system under the New Policies Reform in 1901. New schools were gradually established that adopted modern curricula and statutes following Western models. During the eight years of primary and five years of secondary schooling, students in these new schools were required to take STEM subjects, foreign languages, and geography in addition to traditional subjects such as literature and history. There were also elective courses on law, finance, and crafts. The subsequent Republican regime continued this educational modernization.

The national education surveys conducted by the Imperial Educational Ministry (1907, 1909) and the Ministry of Education (1914) reveal the regional disparity in the progress of educational modernization. After a decade of reform, modern school enrollment increased significantly but varied from zero to more than 40,000 per million inhabitants across prefectures. Therefore, although the state promoted the reform, the effort and pace of modernizing education varied strikingly across regions.

To test whether this uneven progress was partly driven by the geography of classicism, I regress modern school enrollment on the number of sage temples, controlling for the same set of covariates as in Column (2) of Table 1. I use the average number of modern students in the three survey years (1907, 1909, and 1914) and normalize it by per million inhabitants in 1910. To normalize the distribution, I take the natural logarithm of the number. The results in Table 5 (Columns (3) and (4)) indicate that sage temples have a significant and negative impact on enrollment in modern schools. Using the number of sages to instrument for the number of sage temples, an additional temple would reduce enrollment by about 19 percent.¹⁸

In sum, the results reported in Table 5 indicate that classical worship may have a talent allocation effect. More students chose to take courses in the new curricula and pursue industrial occupations in regions with fewer classical constraints. This pattern coincides with the tardy adoption of technical curriculum (but the persistence of religious education) in the more Catholic regions of late nineteenth-century France (Squicciarini 2020). Likewise, theological students and occupations declined in

¹⁷ Unfortunately, there is no data on student enrollment in traditional schools or on tertiary school enrollment.

¹⁸ These results are consistent when respectively regressing the three waves of enrollment on classical worship (not reported).

TABLE 6
CORRELATION BETWEEN MODERN HUMAN CAPITAL AND
INDUSTRIAL DEVELOPMENT

	Industrial Firms 1906–1927			
	OLS	Poisson	OLS	Poisson
	(1)	(2)	(3)	(4)
Modern journals 1872–1927	3.526*** (1.308)	0.024*** [0.003]		
Engineers born in 1880–1920 (log)			2.581** (1.175)	0.371*** [0.132]
Modern school students in 1907–1914 (log)			1.614 (1.282)	0.372 [0.267]
Controls	Yes	Yes	Yes	Yes
Observations	269	269	269	269
R-squared	0.694		0.171	

* = Significant at the 10 percent level.

** = Significant at the 5 percent level.

*** = Significant at the 1 percent level.

Notes: Controls are the same as those in Column (2) of Table 1. Standard errors in (parentheses) are clustered within a radius of 136 km to account for possible spatial correlation among neighboring prefectures, based on Colella et al. (2019). Robust standard errors are in [brackets].

Source: See the text.

Protestant regions after the Reformation in Europe, yet students were reluctant to pursue new or secular occupations in Catholic-dominant regions (Cantoni, Dittmar, and Yuchtman 2018).

The Correlation between Modern Human Capital and Modern Growth

Finally, I illustrate the close relationship between modern knowledge and human capital, on the one hand, and China’s industrial development, on the other. I regress the number of industrial firms on the measures of modern knowledge and human capital discussed earlier. I use the number of industrial firms established between 1906 and 1927, a period after classical education was abolished that coincides with the period of modern human capital measures.

Table 6 reports the regression results. The number of industrial firms is highly correlated with the number of modern science and technology journals (Columns (1) and (2)). One additional journal published in a prefecture is associated with an increase of about 3.5 industrial firms. This calculation only captures the correlation between the journals and industrial development in local prefectures; it does not measure the possible impact of journals spilling over to other prefectures through subscriptions.

There are also significantly more industrial firms in prefectures in which more engineers were born (Columns (3) and (4) of Table 6). This is consistent with Yuchtman's (2017) finding that graduates of science and engineering schools played a more significant role in China's modern industry than those who received a classical education. However, while the number of students in modern (primary and secondary) schools is positively correlated with the number of industrial firms, the correlation is not statistically significant. This finding coincides with the dominant role of elite (rather than common) human capital in determining industrial growth in nineteenth-century Europe (Mokyr 2005; Squicciarini and Voigtländer 2015) and the Americas (Maloney and Valencia Caicedo 2022). In sum, the results in Columns (3) and (4) suggest the leading role of modern "upper-tail" human capital in China's early industrialization.

CLASSICISM AND CONTEMPORARY INDUSTRIAL INNOVATION

The previous analyses demonstrate the negative effect of classical worship on the transition from a traditional to an industrial economy. Given the millennia-long history of classical worship in China, this section examines whether classical worship also persistently shapes contemporary industrial activities.

Historical classical worship may not have a bearing on the industrial distribution of contemporary China because China's industrial layout experienced substantial change during the Socialist Industrialization period (circa 1953 to 1978). In this period, industrial development was directed by state planning rather than the market (and so local culture). For instance, the state strategically located more industries in the north for the sake of easy access to mineral resources and military security, while locating fewer near the southern and southeastern coastal frontiers. As a result, the number of sage temples in 1820 has little connection with the number or output of industrial firms after 1980—immediately after the Socialist Industrialization period (see Online Appendix 1, Table A9).

Instead, I examine the innovative activities of contemporary industrial firms. I use (1) the proportion of firms that took out patents in 1998 to 2007 and (2) the density of high-tech firms established by 2021 to measure a prefecture's degree of industrial innovation and test whether there are fewer innovations in prefectures that are embedded in a stronger classical culture. The data for industrial firms, patents, and high-tech firms are introduced in Online Appendix 3.

TABLE 7
 CLASSICAL WORSHIP AND CONTEMPORARY INDUSTRIAL INNOVATIONS:
 PATENTS AND HIGH-TECH FIRMS

	Share of Industrial Firms with Patents (% 1998–2007)	Share of Industrial Firms with Patents (% 1998–2007)	Number of Patents per Industrial Firms (1998–2007)	Number of High-Tech Firms by 2021, per Million People (log)	Number of High-Tech Firms by 2021, per Million People (log)
	OLS	IV	IV	OLS	IV
	(1)	(2)	(3)	(4)	(5)
Sage temples	-0.100 (0.068)	-0.273*** (0.093)	-0.034*** (0.011)	-0.060** (0.029)	-0.246*** (0.055)
Non-sage temples	0.014 (0.018)	0.021 (0.018)	0.002 (0.003)	0.013* (0.007)	0.020*** (0.007)
Number of industrial firms (log)				Yes	Yes
Controls	Yes	Yes	Yes	Yes	Yes
Observations	266	266	266	261	261
R-squared	0.225	0.214	0.255	0.799	0.780

* = Significant at the 10 percent level.

** = Significant at the 5 percent level.

*** = Significant at the 1 percent level.

Notes: In Columns (1)–(3), industrial firms include all state-owned enterprises (SOEs) and large non-SOEs with annual sales over five million CNY. The high-tech firms in Columns (4) and (5) are identified by the Ministry of Science and Technology of China. The number of high-tech firms is normalized by the average population from 1999 to 2018 (when most high-tech firms were established). Controls are the same as those in Column (2) of Table 1. Sage temples are instrumented by the number of sages in Columns (2), (3), and (5). Standard errors in (parentheses) are clustered within a radius of 136 km to account for possible spatial correlation among neighboring prefectures, based on Colella et al. (2019).

Source: See the text.

I regress the variables of industrial innovation on the number of sage temples in 1820, conditional on the same set of prefectural controls as those in Table 1. The results show that the number of sage temples still affects contemporary industrial innovation negatively (Table 7). The proportion of industrial firms with patents is significantly smaller in prefectures where there were more sage temples in the past (Columns (1) and (2)). Using the number of sages to instrument the number of sage temples, an additional temple is associated with a 0.273 percent decrease in the proportion of industrial patents. This effect is not trivial, given the small average share of patents (2.69 percent) in the sample. When using the number of patents per firm as an alternative measure of industrial innovation, it is also significantly smaller in the more classical prefectures (Column (3)). Likewise, prefectures with more sage temples will have fewer high-tech firms by 2021 (Columns (4) and (5)). According to the IV estimation, an additional sage temple decreases the number of high-tech firms per million people by 24.6 percent. These findings suggest a long-term negative impact of historical classical worship on innovation.

CONCLUDING REMARKS

The paper's statistical findings suggest that the cultural norms of intellectual circles may shape a country's economic changes. The prevailing worship of classical wisdom may impede a region's transition from a traditional to an industrial economy, at least in the context of China, because it increases the entry costs of new learning that is pivotal to industrialization. Therefore, the intellectual origins of modern economic growth are based not only on what intellectuals *know*, but also on what they *believe*. Comparing China's classical worship to Europe's Enlightenment illustrates the importance of "cultural entrepreneurship" in modernizing human capital and economic growth.

To the extent that ancient sage learning inspired the worship of the classics, the paper's results also indicate a burden of history; that is, ancient intellectual success and glory may inhibit long-term innovation by fostering a conservative intellectual culture. The shadow of ancient sages illuminates the cultural roots of comparative development in other economies: the rise of Western Europe following its intellectual Enlightenment, and the stagnation of classical civilizations despite their earlier cultural success.

REFERENCES

- Acemoglu, Daron, Camilo Garcia-Jimeno, and James A. Robinson. "State Capacity and Economic Development: A Network Approach." *American Economic Review* 105, no. 8 (2015): 2364–409.
- Bai, Ying. "Farewell to Confucianism: The Modernizing Effect of Dismantling China's Imperial Examination System." *Journal of Development Economics* 141 (2019): 102382.
- Bai, Ying, and Ruixue Jia. "Elite Recruitment and Political Stability: The Impact of the Abolition of China's Civil Service Exam System." *Econometrica* 84, no. 2 (2016): 677–733.
- Bai, Ying, and James Kai-sing Kung. "Diffusing Knowledge While Spreading God's Message: Protestantism and Economic Prosperity." *Journal of the European Economic Association* 13, no. 4 (2015): 669–98.
- Barro, Robert J., and Rachel M. McCleary. "Saints Marching In, 1590–2012." *Economica* 83 (2016): 385–415.
- Becker, Sascha O., Francisco J. Pino, and Jordi Vidal-Robert. "Freedom of the Press? Catholic Censorship During the Counter-Reformation." CAGE Working Paper No. 562, Coventry, UK, 2021.
- Becker, Sascha O., Jared Rubin, and Ludger Woessmann. "Religion in Economic History: A Survey." In *The Handbook of Historical Economics*, edited by Alberto Bisin and Giovanni Federico, 585–639. New York: Elsevier, 2021.

- Bénabou, Roland, Davide Ticchi, and Andrea Vindigni. "Forbidden Fruits: The Political Economy of Science, Religion, and Growth." *Review of Economic Studies* 89, no. 4 (2021): 1785–832.
- Bol, Peter K. *Neo-Confucianism in History*. Cambridge and London: Harvard University Press, 2008.
- Cantoni, Davide, Jeremiah Dittmar, and Noam Yuchtman. "Religious Competition and Reallocation: The Political Economy of Secularization in the Protestant Reformation." *Quarterly Journal of Economics* 133, no. 4 (2018): 2037–96.
- Cantoni, Davide, and Noam Yuchtman. "The Political Economy of Educational Content and Development: Lessons from History." *Journal of Development Economics* 104 (2013): 233–44.
- Cao, Shuji. *Zhongguo Renkou Shi: Qing Shiqi (Population History of China: Qing Dynasty)*. Shanghai: Fudan Daxue Chuban She, 2001.
- Chaney, Eric. "Religion and the Rise and Fall of Islamic Science." Unpublished manuscript, 2016.
- Chen, Ting, James Kai-sing Kung, and Chicheng Ma. "Long Live Keju! The Persistent Effects of China's Civil Examination System." *Economic Journal* 130 (2020): 2030–64.
- Chen, Zhiwu, Chicheng Ma, and Andrew J. Sinclair. "Banking on the Confucian Clan: Why China Developed Financial Markets So Late." *Economic Journal* 132 (2022): 1378–413.
- CHGIS, Version 6. Fairbank Center for Chinese Studies of Harvard University and the Center for Historical Geographical Studies at Fudan University, 2016. Available online at https://dataverse.harvard.edu/dataverse/chgis_v6.
- Chu, Hung Lam. "Ruzhe Congsi Kongmiao De Xueshu Yu Zhengzhi Wenti." In *Qinghua Lishi Jiangtang Xubian*, edited by Tsinghua University Department of History and Sanlian Shudian Editorial Office, 336–55. Beijing: Shenghuo, Dushu, Xinzhi Sanlian Shudian, 2008.
- Cinnirella, Francesco, Erik Hornung, and Julius Koschnick. "Flow of Ideas: Economic Societies and the Rise of Useful Knowledge." CESifo Working Paper No. 9836, Munich, Germany, July 2022.
- Colella, Fabrizio, Rafael Lalive, Seyhun Orcan Sakalli, and Mathias Thoenig. "Inference with Arbitrary Clustering." IZA Discussion Paper No. 12584, Bonn, Germany, September 2019.
- Dittmar, Jeremiah, and Ralf Meisenzahl. "The Research University, Invention, and Industry: Evidence from German History." CEPR Discussion Paper No. DP17383, Paris, France, and London, UK, June 2022.
- Du, Xuncheng. *Minzu Ziben Zhuyi Yu Jiu Zhongguo Zhengfu (1840–1937)*. Shanghai: Shanghai Shehui Kexueyuan Chubaishe, 1991.
- Elman, Benjamin A. *From Philosophy to Philology: Intellectual and Social Aspects of Change in Late Imperial China*. Cambridge, MA: Council on East Asian Studies, Harvard University, 1984.
- Ferrone, Vincenzo. *The Enlightenment: History of an Idea*. Princeton, NJ: Princeton University Press, 2015.
- Gay, Peter. *The Enlightenment: An Interpretation, Vol. 1, The Rise of Modern Paganism*. New York: WW Norton, 1966.

- Ho, Chiah Sing. "The Agricultural Machinery Industry in Modern China (Jindai Zhongguo Nongye Jiqi Chanye zhi Yanjiu)." Ph.D. diss., Department of History, National Chengchi University, 2016.
- Hume, David. "On the Populousness of Ancient Nations." In *Essays: Moral, Political, and Literary*, edited by Eugene F. Miller. Indianapolis: Liberty Classics, 1987 [1754].
- Imperial Educational Ministry. "Di Yi Ci Jiaoyu Tongji Tubiao (Guangxu Sanshisan Nian)." In *Jindai Zhongguo Shiliao Congkan San Bian, Di Shi Ji*, edited by Yunlong Shen, 1–935. Taipei: Wenhai Chubanshe, 1986 [1907].
- . "Di San Ci Jiaoyu Tongji Tubiao (Xuantong Yuan Nian)." In *Guojia Tushuguan Cang Jindai Tongji Ziliao Congkan*, vols. 32–33, edited by Guojia Tushuguan Gujiguan, 1–1262. Beijing: Yanshan Chubaishe, 2009 [1909].
- Iyer, Sriya. "The New Economics of Religion." *Journal of Economic Literature* 54, no. 2 (2016): 395–441.
- Jacob, Margaret C. *Scientific Culture and the Making of the Industrial West*. New York: Oxford University Press, 1997.
- Jami, Catherine. *The Emperor's New Mathematics: Western Learning and Imperial Authority during the Kangxi Reign (1662–1722)*. Oxford: Oxford University Press, 2012.
- Jia, Ruixue. "The Legacies of Forced Freedom: China's Treaty Ports." *Review of Economics and Statistics* 96, no. 4 (2014): 596–608.
- Kung, James Kai-sing. "The Economic Impact of the West: A Reappraisal." In *The Cambridge Economic History of China*, edited by Debin Ma and Richard von Glahn, Ch. 11. Cambridge: Cambridge University Press, 2022.
- Landes, David S. "Why Europe and the West? Why Not China?" *Journal of Economic Perspectives* 20, no. 2 (2006): 3–22.
- Levine, Joseph M. *The Battle of the Books: History and Literature in the Augustan Age*. Ithaca, NY: Cornell University Press, 1991.
- Liang, Fangzhong. *Zhongguo Lidai Hukou, Tiandi, Tianfu Tongji (Statistics on Chinese Historical Demography, Land, and Land Tax)*. Beijing: Zhonghua Shuju, 2008.
- Lin, Chen, Chicheng Ma, Yuchen Sun, and Yuchen Xu. "The Telegraph and Modern Banking Development, 1881–1936." *Journal of Financial Economics* 141, no. 2 (2021): 730–49.
- Liu, Cong. "The Impact of WWI on Chinese Textile Industry: Was the World's Trouble China's Opportunity?" *Journal of Economic History* 88, no. 1 (2020): 246–85.
- Lu, Miaw-fen. "Ming Qing Shiren Zaijia Bai Shengxian De Liyi Shijian." *Taida Lishi Xuebao* 57 (2016): 229–68.
- Ma, Chicheng. "Knowledge Diffusion and Intellectual Change: When Chinese Literati Met European Jesuits." *Journal of Economic History* 81, no. 4 (2021): 1052–97.
- . "Classicism and Modern Growth: The Shadow of the Sages." Ann Arbor, MI: Inter-university Consortium for Political and Social Research [distributor], 2023-07-27. <https://doi.org/10.3886/E192983V1>
- Maloney, William F., and Felipe Valencia Caicedo. "Engineering Growth." *Journal of the European Economic Association* 20, no. 4 (2022): 1554–94.
- Ministry of Education. "Zhonghua Minguo Di San Ci Jiaoyu Tubiao." In *Jindai Zhongguo Shiliao Congkan San Bian, Di Shi Ji*, edited by Yunlong Shen, 1–524. Taipei: Wenhai Chubanshe, 1986 [1914].

- Mokyr, Joel. "The Intellectual Origins of Modern Economic Growth." *Journal of Economic History* 65, no. 2 (2005): 285–351.
- . *A Culture of Growth: The Origins of the Modern Economy*. Princeton, NJ: Princeton University Press, 2016.
- Nunn, Nathan. "On the Causes and Consequences of Cross-Cultural Differences: An Economic Perspective." In *Advances in Culture and Psychology: Volume 9*, edited by Michele J. Gelfand, Chi-yue Chiu, and Ying-yi Hong, 125–88. New York: Oxford University Press, 2022.
- Qian, Wen-yuan. *The Great Inertia: Scientific Stagnation in Traditional China*. London: Croom Helm, 1985.
- Rawski, Thomas G. *Economic Growth in Prewar China*. Berkeley: University of California Press, 1989.
- Rubin, Jared. *Rulers, Religion, and Riches: Why the West Got Rich and the Middle East Did Not*. Cambridge: Cambridge University Press, 2017.
- Skinner, G. W., Mark Henderson, and Zumou Yue. "Physiographic Macroregions of China." Harvard Dataverse, V1, 2013. Available online at <https://doi.org/10.7910/DVN/4BEKKX>.
- Sng, Tuan-Hwee. "Size and Dynastic Decline: The Principal-Agent Problem in Late Imperial China, 1700–1850." *Explorations in Economic History* 54 (2014): 107–27.
- Squicciarini, Mara P. "Devotion and Development: Religiosity, Education, and Economic Progress in Nineteenth-Century France." *American Economic Review* 110, no. 11 (2020): 3454–491.
- Squicciarini, Mara P., and Nico Voigtländer. "Human Capital and Industrialization: Evidence from the Age of Enlightenment." *Quarterly Journal of Economics* 130, no. 4 (2015): 1825–83.
- Stauffer, Milton T. *The Christian Occupation of China: A General Survey of the Numerical Strength and Geographical Distribution of the Christian Forces in China Made by the Special Committee on Survey and Occupation*. Shanghai: China Continuation Committee, 1922.
- Voth, Hans-Joachim. "Persistence – Myth and Mystery." In *The Handbook of Historical Economics*, edited by Alberto Bisin and Giovanni Federico, 243–67. San Diego: Elsevier Science & Technology, 2021.
- Weitzman, Martin L. "Recombinant Growth." *Quarterly Journal of Economics* 113, no. 2 (1998): 331–60.
- Wilson, Thomas A. *On Sacred Grounds: Culture, Society, Politics, and the Formation of the Cult of Confucius*. Leiden, ZH: BRILL, 2020.
- Yang, Nianqun. *Ruxue Diyuhua De Jindai Xingtai: Sanda Qunti Hudongde Bijiao Yanjiu*. Beijing: Sanlian Shudian, 1997.
- Yao, Yuan, Rui Wang, and Shufeng Yao. *Zhongguo Jindai Keji Qikan Yuanliu 1792–1949*. Jinan: Shandong Jiaoyu Chubanshe, 2008.
- Yuchtman, Noam. "Teaching to the Tests: An Economic Analysis of Traditional and Modern Education in Late Imperial and Republican China." *Explorations in Economic History* 63 (2017): 70–90.
- Ziyuan Weiyuan Hui. *Who's Who Chinese Engineers (Zhongguo Gongcheng Renming Lu)*. Changsha: The Commercial Press, 1941.
- Zhongguo Shixue Hui. *Yangwu Yundong*. Shanghai: Shanghai Renmin Chubanshe, 1961.