

**INFECTION
CONTROL**®

ice

May/June 1981

Volume 2/Number 3

Editorial

Cornerstones of an Effective Infection Control Program

Sue Crow, R.N., M.S.N.

Original Articles

**Nosocomial Bacteremia in Perspective:
A Community-Wide Study**

Eric R. Brenner, M.D. and Charles S. Bryan, M.D.

**Effect of Bacteriologic Monitoring of Urinary
Catheters on Recognition and Treatment of
Hospital-Acquired Urinary Tract Infections**

Jay A. Jacobson, M.D.; John P. Burke, M.D.; and
Evelyn Kasworm, M.T. (ASCP)

**Sinus Contamination with *Pseudomonas paucimobilis*:
A Pseudoepidemic Due to Contaminated Irrigation Fluid**

Howard Faden, M.D.; Michael Britt, M.D.; and
Beverly Epstein, R.N.

Article

**Nosocomial Viral Infections: IV. Guidelines for
Cohort Isolation, the Communicable Disease Survey,
Collection and Transport of Specimens for
Virus Isolation, and Considerations for the Future**

William M. Valenti, M.D. and Marilyn A. Menegus, Ph.D.

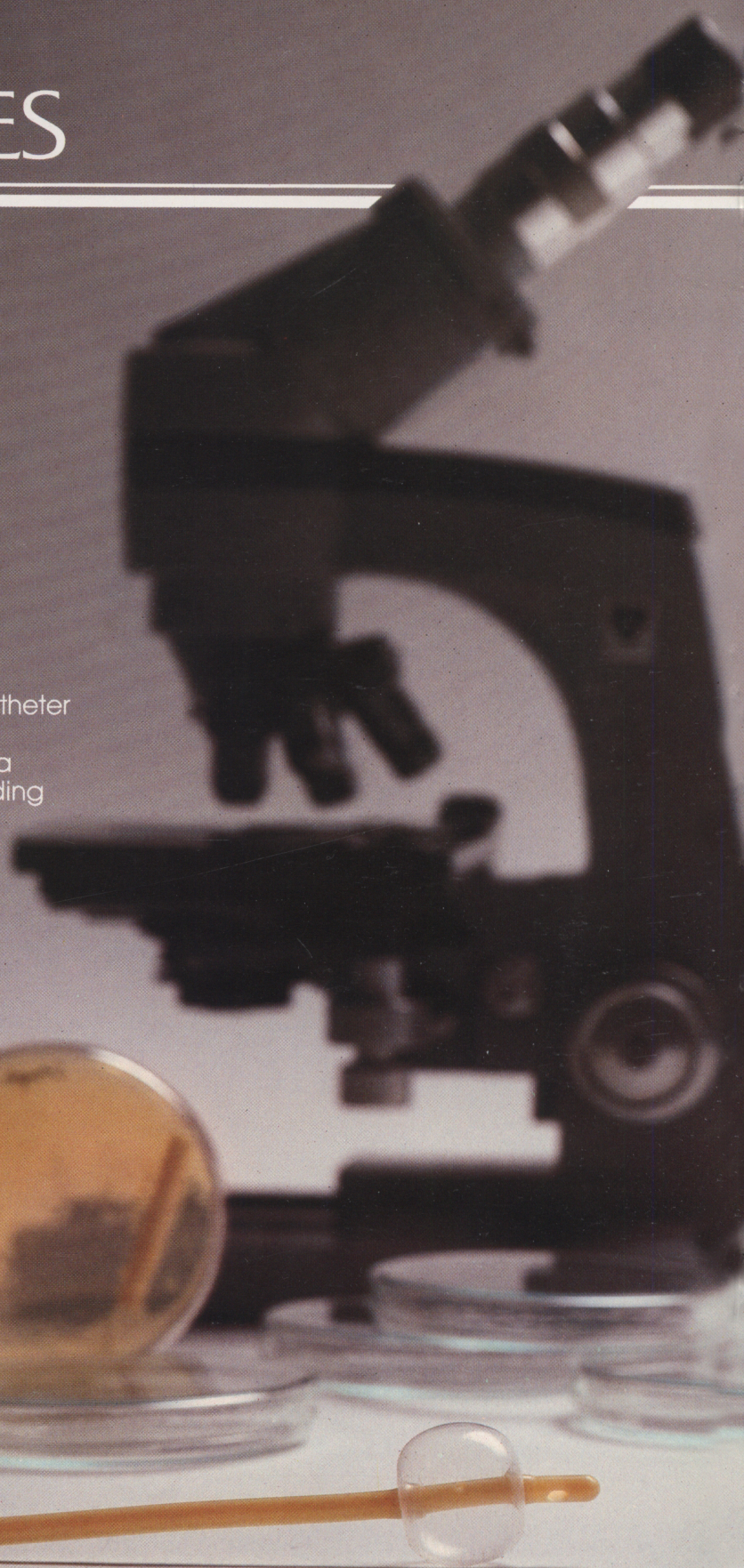
BARD ANNOUNCES

bn-74
CATHETER COATING™

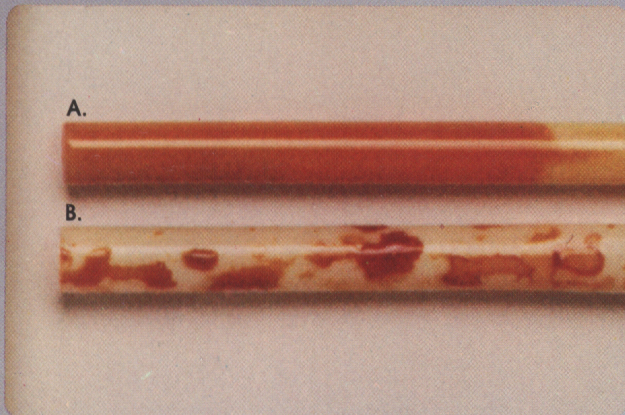
AN ADVANCEMENT
IN THE FIGHT AGAINST
NOSOCOMIAL URINARY
TRACT INFECTION

Available Exclusively on the bn-74
Coated BARDEX® All Silicone Foley Catheter

A NEW TECHNOLOGY now offers a
barrier to bacterial migration by providing
a surface on a Foley Catheter which
effectively absorbs antimicro-
bial solutions.



THE ONLY FOLEY CATHETER WITH THESE INFECTION CONTROL FEATURES



IT'S WETTABLE

Absorbs antimicrobial solutions into catheter surface to aid in reducing bacterial migration

A. bn-74™ Coated Catheter section:

Unique hydrophilic nature of bn-74 Coating allows povidone-iodine to absorb into the catheter surface

B. Hydrophobic surfaces of uncoated catheter sections: Povidone-iodine beads and rolls off uncoated latex or silicone catheters



IT RESISTS STATIC BUILDUP

C. The bn-74 hydrophilic surface reduces static electricity, minimizing attraction of particulate matter—another aid in infection control

D. Static electricity on hydrophobic surfaces of uncoated silicone catheters can attract pathogen-containing dust or lint, creating an additional infection hazard

THE bn-74 CONTRIBUTION TO INFECTION CONTROL

Because bn-74 absorbs antimicrobial solutions, it is now technically feasible to prepare a bactericidal surface on the catheter shaft surface at a potential site of contamination...After insertion, the catheter is coated with an antimicrobial solution from where it enters the meatus to the catheter bifurcation. In laboratory testing bn-74 coated catheters and uncoated sections were treated with an antimicrobial solution and then exposed to *Staphylococcus aureus* and *Escherichia coli*. The results showed effectiveness of the absorbed antimicrobial solution on the bn-74 coated catheter against the bacteria being tested.

bn-74
CATHETER COATING™

COATED BARDEX®
ALL SILICONE FOLEY
CATHETER

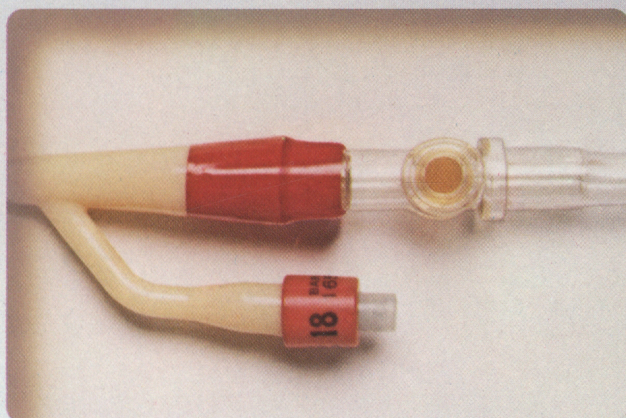
AN ADVANCEMENT
IN CATHETER COATING...
A CONTRIBUTION TO
INFECTION CONTROL

ONLY FROM BARD...
EXCLUSIVE COMPONENTS IN A UNIQUE
SYSTEM FOR INFECTION CONTROL

bn-74
CATHETER COATING™


**COATED BARDEX® ALL
SILICONE FOLEY CATHETER**

- Absorbs antimicrobial solutions to help minimize bacterial migration
- Resists static buildup to further aid in infection control

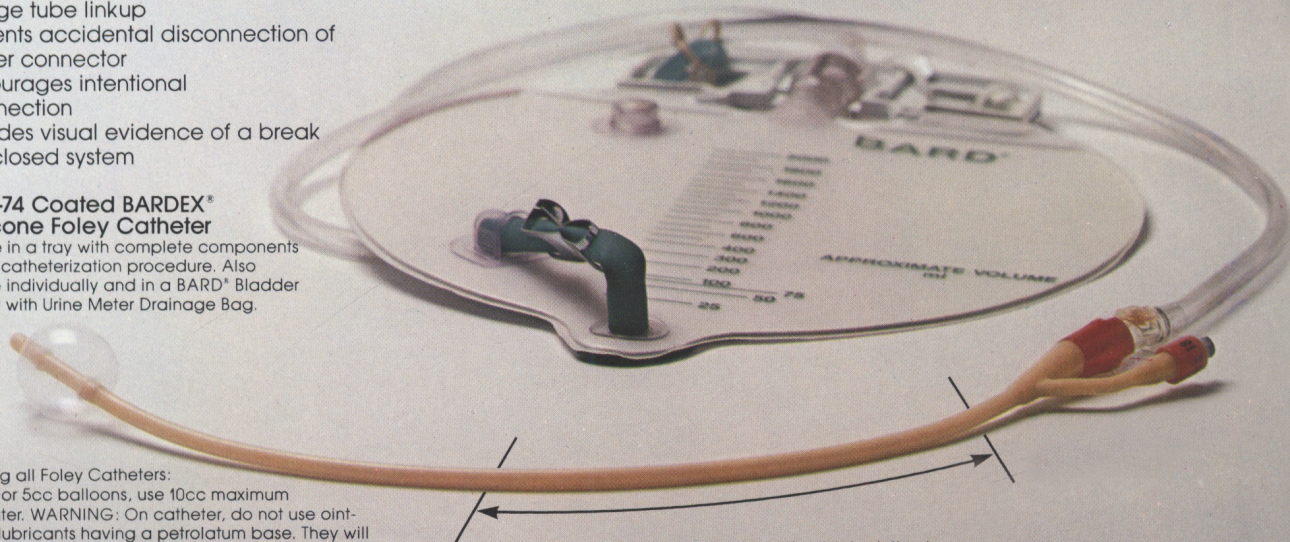


- EXCLUSIVE BARD® TAMPER EVIDENT SEAL***
Helps provide a continuous, unbroken catheter/drainage tube linkup
- prevents accidental disconnection of catheter connector
 - discourages intentional disconnection
 - provides visual evidence of a break in the closed system

The bn-74 Coated BARDEX® All Silicone Foley Catheter
Available in a tray with complete components for sterile catheterization procedure. Also available individually and in a BARD® Bladder Care Tray with Urine Meter Drainage Bag.




- BARD® CENTER ENTRY URINARY DRAINAGE BAG**
- Limits pooling
 - Provides better balance
 - Is easier to empty




Regarding all Foley Catheters:
USAGE: For 5cc balloons, use 10cc maximum sterile water. WARNING: On catheter, do not use ointments or lubricants having a petrolatum base. They will damage latex or silicone elastomer and may burst balloon.

Regarding all Drainage Bags and Foley Catheters:
CAUTION: Federal (U.S.A.) Law restricts these devices to sale by or on the order of a physician.

After insertion, the antimicrobial solution is applied to the catheter shaft from the meatus to the bifurcation of the catheter.

BARD, BARDEX and  are trademarks registered in the U.S. Patent and Trademark Office by C.R. Bard, Inc.

BARD UROLOGICAL DIVISION

INTEGRITY
SERVICE
QUALITY
 SINCE 1907
C.R. Bard, Inc.
Murray Hill, NJ 07974

*U.S. Patent No. 4,194,509

Editorial

Cornerstones of an Effective Infection Control Program Sue Crow, R.N., M.S.N.	217
---	-----

Original Articles

Nosocomial Bacteremia in Perspective: A Community-Wide Study Eric R. Brenner, M.D. and Charles S. Bryan, M.D.	219
Effect of Bacteriologic Monitoring of Urinary Catheters on Recognition and Treatment of Hospital-Acquired Urinary Tract Infections Jay A. Jacobson, M.D.; John P. Burke, M.D.; and Evelyn Kasworm, M.T. (ASCP)	227
Sinus Contamination with <i>Pseudomonas paucimobilis</i>: A Pseudoepidemic Due to Contaminated Irrigation Fluid Howard Faden, M.D.; Michael Britt, M.D.; and Beverly Epstein, R.N.	233

Review Article

Nosocomial Viral Infections: IV. Guidelines for Cohort Isolation, the Communicable Disease Survey, Collection and Transport of Specimens for Virus Isolation, and Considerations for the Future William M. Valenti, M.D. and Marilyn A. Menegus, Ph.D.	236
--	-----

Departments

Letters to the Editor	198
New Developments in Infection Control	203
Information for Authors	211
Applied Statistics in Infection Control	247
Topics in Clinical Microbiology	251

Readers' Forum	254
The Law and Infection Control	265
Book Review	269
Calendar of Events	270
Legislative News	274
New Products and Services	280
Index to Advertisers	280

Publisher: Infection Control is published bimonthly by Charles B. Slack, Inc., 6900 Grove Road, Thorofare, New Jersey 08086. Telephones: Thorofare (609) 848-1000; New York (212) 285-9777.

Copyright 1981. Published bimonthly by Charles B. Slack, Inc., 6900 Grove Road, Thorofare, New Jersey 08086; telephone (609) 848-1000. All rights reserved. No part of this publication may be reproduced without written permission from the publisher.

Subscriptions: Subscription requests should be addressed to the publisher. Annual subscription price is: Individual. One year—\$22.00; Two years—\$38.00; Three years—\$54.00. Student rate: \$11.00 per year. All subscriptions, without exception, will start with the first issue published after the order is received. Back copies are available, but must be purchased separately. Cost per individual copy is \$4.00. All orders for individual issues must be accompanied by payment.

Change of address: Notice should be sent to the publisher six weeks in advance of effective date. Include old and new addresses with zip codes. The publisher cannot accept responsibility for undelivered copies. Controlled circulation postage is paid at Thorofare, New Jersey 08086.

As of Volume 1, Number 1, INFECTION CONTROL is listed in *Index Medicus*, *Current Contents—Clinical Practice*, *Hospital Literature Index*, and *Cumulative Index to Nursing and Allied Health Literature*.

Confirmed during its 28 days of in-use life...

Sonacide[®] disinfects

(potentiated acid
glutaraldehyde)

sterilant/disinfectant

Unlike the leading alkaline glutaraldehyde, SONACIDE remains bactericidally effective* for 4 full weeks. And this is why, when used in automated washing/disinfecting machines, SONACIDE can offer 140 or more washings per 28-day usage—adding up to at least 100 more washings than possible with the leading alkaline glutaraldehyde.

Long-acting bactericidal potency confirmed by use-dilution tests† in 37 different hospitals. In every instance, when SONACIDE was used in the Cidematic[®] Decontamination System under normal conditions, its potent germicidal action remained unimpaired throughout *4 full weeks of hospital use.*

No need to buy or stock extra solutions for different processes. Because SONACIDE remains equally bactericidal in trays, buckets, or sinks, with ultrasonic equipment, in standard thermostatically-controlled heating baths, and in automated washing/disinfecting machines or containers.‡

No premixing required, no buffer additive needed. SONACIDE is ready to use as is...with a shelf-life that keeps it potent and stable for a full 3 years.

And SONACIDE does NOT contain sodium nitrite.

SONACIDE:
There's no more effective and economical way to disinfect inhalation and anesthesia equipment.

Supplied: In 1-gallon and 5-gallon plastic containers.

*With normal dilution in regular hospital use.

†Devised by The Association of Official Analytical Chemists, Washington, D.C.

‡SONACIDE must be used in the disinfectant container of automatic washing machines which provide for drainage of the cleaned objects prior to disinfecting.

Ayerst[®]

AYERST LABORATORIES
New York, N.Y. 10017



100 more times



MDC 1046-1040-89

Sonacide

(potentiated acid glutaraldehyde)

STERILIZING AND DISINFECTING SOLUTION

Sporicidal
Bactericidal
Virucidal*
Fungicidal
Pseudomonacidal
Tuberculocidal**

Ready for use - No presorting
• One solution

Active Ingredients:
Disinfectant ... 2.5%
Scent ingredients ... 0.25%
Contains a special stabilizing system of Potentiated Acid Glutaraldehyde (PAG) and Chlorine Dioxide (CD) to provide 100% effectiveness against all types of microorganisms.

Directions for Use:
When necessary, pre-rinse surfaces to be treated to remove dirt and debris. Apply to surfaces to be treated. Allow to remain for 10-15 minutes. Rinse thoroughly with clean water. Use other washings as directed on label.

NET CONTENTS, 1 GALLON (128 FL. OZ.)

Ayerst Manufactured by AYERST LABORATORIES INC.
New York, N.Y. 10007
©1978 Ayerst Laboratories

Now, more economical than ever...


SteriGage™

Steam Sterilization Indicator

Time, temperature, and steam at a glance.

Accurate

The SteriGage Indicator provides accurate results by integrating time, temperature, and steam just as live spore strips do. The SteriGage Indicator is accurate to $\pm 1.5^{\circ}\text{C}$ at 121.1°C (250°F).



Versatile

The SteriGage Indicator can be used in every steam sterilizer in your hospital, including flash sterilizers. It also works at all normal sterilization temperatures, eliminating multiple inventories.



Immediate

The SteriGage Indicator provides instant readouts—no incubation period required.



Precise

The SteriGage Indicator has a precise endpoint that clearly indicates whether conditions for steam sterilization have been met. No reader interpretation is necessary.



© 1979 ORGANON INC.
ORG-7130



Only a device like the SteriGage Indicator, based on migration of a melted chemical, can integrate small changes in time and temperature in saturated steam.

Distributed by:
Organon Hospital Products
Organon Inc.
West Orange, NJ 07052



A PART OF **Akzo** INC



EDITORIAL BOARD

INFECTION CONTROL

EDITOR

Richard P. Wenzel, MD
Charlottesville, Virginia

SENIOR ASSOCIATE EDITOR

William Schaffner, MD
Nashville, Tennessee

ASSOCIATE EDITORS

Sue Crow, RN, BS, MSN
Shreveport, Louisiana

Dennis G. Maki, MD
Madison, Wisconsin

John E. McGowan, Jr., MD
Atlanta, Georgia

EDITORIAL ADVISORY BOARD

Robert C. Aber, MD
Hershey, Pennsylvania

Charles S. Bryan, MD
Columbia, South Carolina

John P. Burke, MD
Salt Lake City, Utah

Richard E. Dixon, MD
Trenton, New Jersey

Harvey A. Elder, MD
Loma Linda, California

Peter C. Fuchs, MD, PhD
Portland, Oregon

Richard A. Garibaldi, MD
Salt Lake City, Utah

Donald A. Goldmann, MD
Boston, Massachusetts

Dieter H.M. Gröschel, MD
Charlottesville, Virginia

Peter Gross, MD
Hackensack, New Jersey

Karen Hadley, RN, MPH
New Orleans, Louisiana

Cyrus C. Hopkins, MD
Boston, Massachusetts

Allen B. Kaiser, MD
Nashville, Tennessee

Harold Laufman, MD, PhD
Bronx, New York

William J. Ledger, MD
New York, New York

Barbara McArthur, RN, BSN, MS, MS, PhD
Detroit, Michigan

Rob Roy MacGregor, MD
Philadelphia, Pennsylvania

C. Glen Mayhall, MD
Richmond, Virginia

Ronald Lee Nichols, MD
New Orleans, Louisiana

Harry C. Nottebart, Jr., JD, MD
Richmond, Virginia

Charles A. Osterman, RN
Charlottesville, Virginia

Karen Paul, BS, MS
Philadelphia, Pennsylvania

Frank S. Rhame, MD
Minneapolis, Minnesota

William E. Scheckler, MD
Madison, Wisconsin

Robert J. Shannon, MSPH
Boston, Massachusetts

Walter E. Stamm, MD
Seattle, Washington

Timothy R. Townsend, MD
Baltimore, Maryland

William M. Valenti, MD
Rochester, New York

James Veazey, MD
Albany, New York

Kathy J. Wydra, RN
Rochester, New York



Executive Editor
Diana S. Wheeler

Associate Publisher
Richard N. Roash

Charles B. Slack, Inc.
6900 Grove Road
Thorofare, New Jersey 08086

Promotion and Circulation Manager
Peter N. Slack

Advertising Sales Representative
Melissa Warner