

TREE RINGS AS ARCHIVES OF ATMOSPHERIC POLLUTION BY FOSSIL CARBON DIOXIDE IN BRATISLAVA

I Kontul^{1*}  • P P Povinec¹ • M Richtáriková¹ • I Svetlík²  • A Šivo¹

¹Department of Nuclear Physics and Biophysics, Faculty of Mathematics, Physics and Informatics, Comenius University, 842 48 Bratislava, Slovakia

²Department of Radiation Dosimetry, Nuclear Physics Institute, Czech Academy of Sciences, 180 00 Prague, Czech Republic

ABSTRACT. Results of radiocarbon (¹⁴C) analysis of a tree-ring series from Bratislava, Slovakia, covering the period from 1970 to 2004 are presented. For a part of this time period, monthly ¹⁴C measurements of atmospheric carbon dioxide from Bratislava sampling station are compared with the tree-ring results. The effects of fossil CO₂ emissions on ¹⁴C levels in the environment are emphasized by comparison with atmospheric clean air reference values (Schauinsland, Germany). The presented results from Bratislava are also set against the previously measured tree-ring series from Low Tatras mountain region in Slovakia, representing regional clean air radiocarbon levels in the biosphere. The observed ¹⁴C levels of Bratislava tree rings and atmospheric CO₂ in 1970s and 1980s are significantly lower than clean air data, indicating severe fossil CO₂ pollution in Bratislava during this time period.

KEYWORDS: carbon dioxide, radiocarbon, tree rings.

INTRODUCTION

In environmental research, past radiocarbon (¹⁴C) levels are of great interest because they allow us to gain information about carbon cycle dynamics and carbon sources in the past. These data sets are very valuable, especially in studies of human impact on carbon in the environment. There are two anthropogenic effects influencing ¹⁴C levels in the atmosphere—input of excess radiocarbon produced by nuclear technology (increasing radiocarbon activity) and input of ¹⁴C-free fossil carbon dioxide into the atmosphere (decreasing radiocarbon activity).

Atmospheric nuclear weapons tests that took place in 1950s and at the beginning of 1960s caused up to 100% increase of radiocarbon activity in the atmosphere and biosphere of the northern hemisphere (Hua et al. 2013). Since the Partial Nuclear Test Ban Treaty in 1963, the ¹⁴C activity in the atmosphere and biosphere has been decreasing and in recent years the nuclear industry (mainly nuclear power plants and reprocessing facilities) became the main source of anthropogenic radiocarbon released into the environment. Measurements of radiocarbon content of tree rings have been used to study the effects of nuclear power plants and radioactive waste disposal facilities on surrounding environment (Stenström et al. 1997; Jeřkovský et al. 2015; Janovics et al. 2016; Ežerinskis et al. 2018).

Since the industrial revolution human activities using fossil fuels have become a significant source of fossil carbon dioxide released into the Earth's atmosphere. As fossil CO₂ does not contain any radiocarbon, it dilutes ¹⁴C already present in the atmosphere and therefore decreases its specific activity. This process is called Suess effect (Suess 1955). In areas with heavy industrial activity and in heavily urbanized regions with intense traffic, the burning of fossil fuels has had a significant effect on local radiocarbon levels in the environment. Radiocarbon analysis of annual growth rings has been successfully used to determine the intensity of Suess effect, as well as to estimate CO₂ emissions (Rakowski et al. 2004; Capano et al. 2010).

*Corresponding author. Email: ivan.kontul@fmph.uniba.sk

There are only a few radiocarbon laboratories with atmospheric $^{14}\text{CO}_2$ data sets several decades long (e.g., Levin and Kromer 2004; Kuc et al. 2007; Povinec et al. 2012) and their use for past ^{14}C studies is limited by the length of the record and the sampling location. If past ^{14}C levels outside of the scope of these data sets are required, proxies in other carbon cycle compartments must be used. The biosphere offers an ideal proxy in the form of annual tree rings.

Since the advent of accelerator mass spectrometry in 1977, this analytical technique has become the method of choice for radiocarbon analysis, especially in the case of archaeological samples, where the small sample size presents considerable advantage over the decay counting methods used previously for ^{14}C measurement. However, in the case of environmental samples such as atmospheric $^{14}\text{CO}_2$ samples, the sample size is usually not a limiting factor and radiometric methods are still being used (Krajcar Bronić et al. 2009; Levin et al. 2013; Kontul' et al. 2018).

The radiocarbon laboratory at Comenius University in Bratislava, Slovakia has a long tradition of atmospheric ^{14}C monitoring—first measurements took place in 1967 (Povinec et al. 1968) and continuous monthly measurements of atmospheric $^{14}\text{CO}_2$ in Bratislava have started in 1984 and continue to the present day. Two data sets are presented in this paper—monthly atmospheric $^{14}\text{CO}_2$ data from the campus of Comenius University in Bratislava, Slovakia, and radiocarbon activity in annual tree ring samples from a tree at the same sampling site. The aim of this study was to determine the past radiocarbon levels in the biosphere of Bratislava, and to compare them with the atmospheric CO_2 measurements. This comparison could show to what extent the observed atmospheric $^{14}\text{CO}_2$ variations in an area heavily influenced by fossil CO_2 emissions are recorded in a local tree-ring record.

MATERIALS AND METHODS

The studied tree-ring series comes from a black poplar (*Populus nigra*) tree in the close proximity to the building of the Faculty of Mathematics, Physics and Biophysics of Comenius University in Bratislava, Slovakia (where the monthly atmospheric sampling takes place). Sampling site location on a map of Slovakia can be seen in Figure 1. A whole section from the tree was available, therefore there was enough material for radiometric method of measurement. The tree section was divided into individual growth rings and the samples were further processed and measured at two radiocarbon laboratories—at Faculty of Mathematics, Physics and Informatics at Comenius University in Bratislava, Slovakia, and at Nuclear Physics Institute of Czech Academy of Sciences in Prague, Czech Republic.

At the Prague radiocarbon laboratory, the samples were chemically pretreated in a Soxhlet extraction apparatus with a 2:1 benzene-ethanol mixture. After the pretreatment, the sample was combusted in atmosphere of pure oxygen in a quartz apparatus. The prepared CO_2 was further purified using a wet process with the AgNO_3 solution and dried. Consecutively, benzene was synthesized from the CO_2 . The procedure involved synthesis of lithium carbide, its hydrolysis to acetylene, purification and catalytic trimerization of the acetylene to benzene form. After one-month storage for radioactive decay of ^{222}Rn , gravimetric dosing of benzene into low background 3 mL Teflon vials was performed with addition of 1.5% (weight) butyl PBD scintillator. The benzene retrieved from the synthesis was measured using a low-background liquid scintillation spectrometer Quantulus 1220



Figure 1 Map of Slovakia showing the location of Bratislava, Bohunice Nuclear Power Plant and Jasná.

(more details can be found in Svetlik et al. 2012). Oxalic acid NIST SRM 4990C was used as a standard for the evaluation of the measurement results.

At the Bratislava radiocarbon laboratory, the chemical pretreatment of tree-ring samples consisted of acid-base-acid treatment with HCl and NaOH followed by NaClO₂ bleaching. The bleached wood samples were then dried and subsequently combusted in a stream of pure oxygen. The resulting CO₂ was then purified in a glass vacuum line and then used to prepare methane in a reactor with heated ruthenium catalyst with the addition of hydrogen. The samples were stored in glass containers for one month prior to their measurement in a large-volume gas proportional counter (more details can be found in Povinec 1972, 1978). Oxalic acid NIST SRM 4990B was used as a standard for the evaluation of the measurement results.

At both laboratories a small portion of the sample CO₂ gas was used for determination of $\delta^{13}\text{C}$ by isotope-ratio mass spectrometry. The activity of ¹⁴C acquired by the measurement is reported in terms of $\Delta^{14}\text{C}$ following the Stuiver-Polach convention (Stuiver and Polach 1977).

The atmospheric ¹⁴CO₂ data set from Bratislava used for comparison with tree-ring data is a result of radiocarbon analysis of continuous monthly atmospheric CO₂ samples absorbed in NaOH solution (Povinec et al. 2012).

RESULTS AND DISCUSSION

The results of radiocarbon analysis of tree-ring samples from Bratislava are shown in Figure 2 (a table with the results is included in the supplementary materials). This figure also shows the monthly atmospheric data measured in Bratislava (Povinec et al. 2012) and monthly clean air background values represented by Schauinsland ¹⁴CO₂ data (Hammer and Levin 2017). In general, the comparison with clean air background from Schauinsland shows that both the effect of anthropogenic ¹⁴C releases and fossil CO₂ emissions can be seen in this data. Monthly values above the clean air background indicate residual bomb radiocarbon from the stratosphere and ¹⁴C releases from Bohunice nuclear power plant about 50 km northeast from Bratislava (Povinec et al. 2009). Atmospheric data in Figure 2 confirm that the influence of fossil CO₂ is the dominant anthropogenic effect influencing atmosphere in

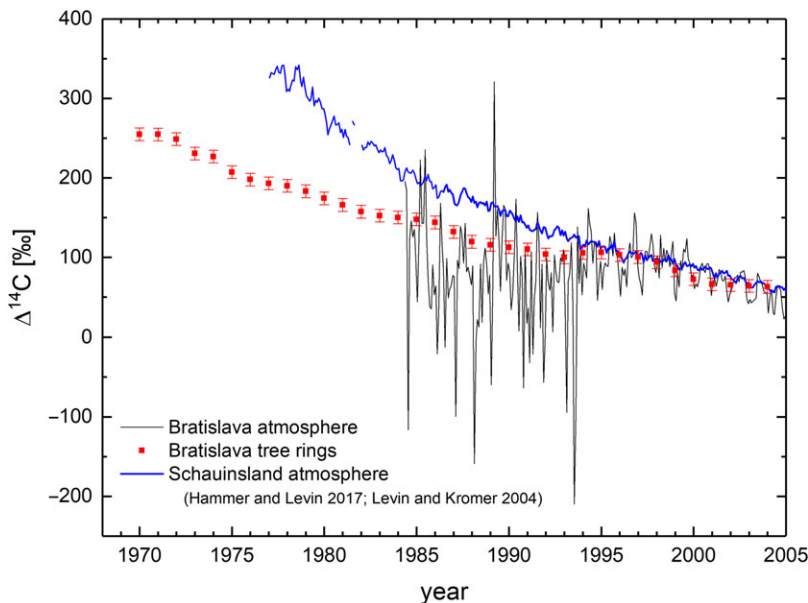


Figure 2 ^{14}C activity in tree rings from Bratislava compared with monthly atmospheric $^{14}\text{CO}_2$ data from Bratislava (Povinec et al. 2012) and Schauinsland sampling stations (Hammer and Levin 2017).

Bratislava. This is apparent especially in the 1980s and 1990s, when several extremely low $\Delta^{14}\text{C}$ values (as low as -210‰) have been observed. They were probably caused by certain meteorological conditions changing the prevailing air mass transport modes and preventing efficient ventilation of air masses from the Bratislava area, thus concentrating fossil CO_2 and depleting radiocarbon activity in the local atmosphere to this extent (Povinec et al. 2012). In these conditions, local fossil CO_2 sources such as oil refinery on the outskirts of Bratislava (only 8 km southeast from sampling location) and other industrial sources in northwest could have significant impact on radiocarbon levels in the affected area. In the period after 1994 the industrial emissions and pollution in Bratislava decreased due to lower activity of heavy industries as some of them ceased their operation.

Tree-ring radiocarbon levels are also considerably lower than clean air background in 1980s and 1990s, however, they do not reach the extremely low atmospheric values, nor do they attain the increased values caused by excess ^{14}C observed in the atmosphere. The majority of the observed deep atmospheric minima occurred outside of spring and summer months, therefore outside of the growing season, and these minima should not be recorded in the tree-ring samples. However, several of the extremely low atmospheric values (-120‰ in July 1984 and -210‰ in July 1993) fall into the expected growing season (April–September) and it appears that in this particular case these low ^{14}C activities were not efficiently recorded in the studied tree rings. The changes of radiocarbon activity in tree-rings from Bratislava are relatively smooth, there are no sudden changes present in the data.

For a better comparison (taking into account the expected vegetation period), we can compare the tree-ring results with mean atmospheric values. From the monthly atmospheric data, we calculated average values for the period from April to September, which represent the mean ^{14}C activity during the probable growing period of this tree. The standard deviation of

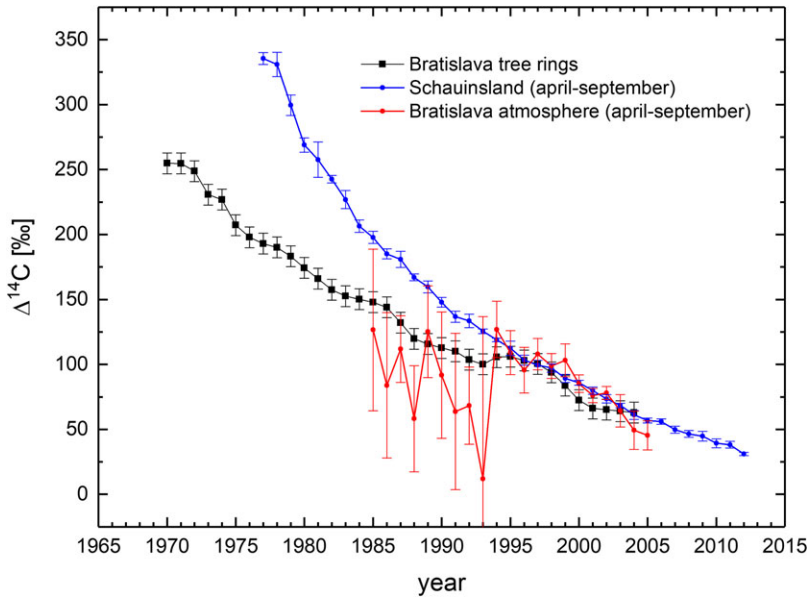


Figure 3 Comparison of Bratislava tree-ring data with mean atmospheric values from Bratislava (Povinec et al. 2012) and Schauinsland (Hammer and Levin 2017).

atmospheric mean values is large because of significant variation of monthly $\Delta^{14}\text{C}$ values in the months for which the average was calculated (Figure 2). This comparison is shown in Figure 3 and it demonstrates that in time period prior to 1994, the atmospheric levels are in general lower than tree ring levels. They are not systematically shifted, there is a large scatter of these atmospheric mean values. This suggests that the studied tree probably did not efficiently incorporate and record the erratic and presumably rapid changes of radiocarbon activity in the atmosphere. Changes of local climatological parameters could have affected photosynthetic assimilation and growth of this tree (Weiwei et al. 2018), but we do not have any information suggesting extreme environmental stress for this tree in the past. After 1994, both the atmospheric and tree-ring values get much closer to clean air levels, and there is much better agreement between these two data sets from Bratislava.

$\delta^{13}\text{C}$ values measured in tree-ring samples ranged from -26.9 to -24.3‰ (Figure 4). There are no statistically significant trends or discontinuities in the observed $\delta^{13}\text{C}$ variation and $\delta^{13}\text{C}$ levels in Bratislava tree rings are in agreement with tree rings from a comparable urban area (Krakow; Rakowski et al. 2013).

We have also compared the obtained Bratislava tree-ring data with our regional background tree-ring data set from Jasná sampling location (Figure 5). This site is located in the Low Tatras mountain region in central Slovakia, and it is not influenced by any significant local fossil CO₂ emission sources (Kontuľ et al. 2020). This data set is in very good agreement with clean air reference data from Schauinsland. The tree-ring radiocarbon levels in Bratislava are about 250‰ lower than Jasná clean-air tree rings in 1970. This difference slowly decreases over time to virtually zero difference in 1995–1998, indicating a significantly higher input of fossil CO₂ into the atmosphere of Bratislava in 1970s and 1980s compared to 1990s and 2000s. Bratislava tree-ring data and background data (Jasná and Schauinsland) can be used

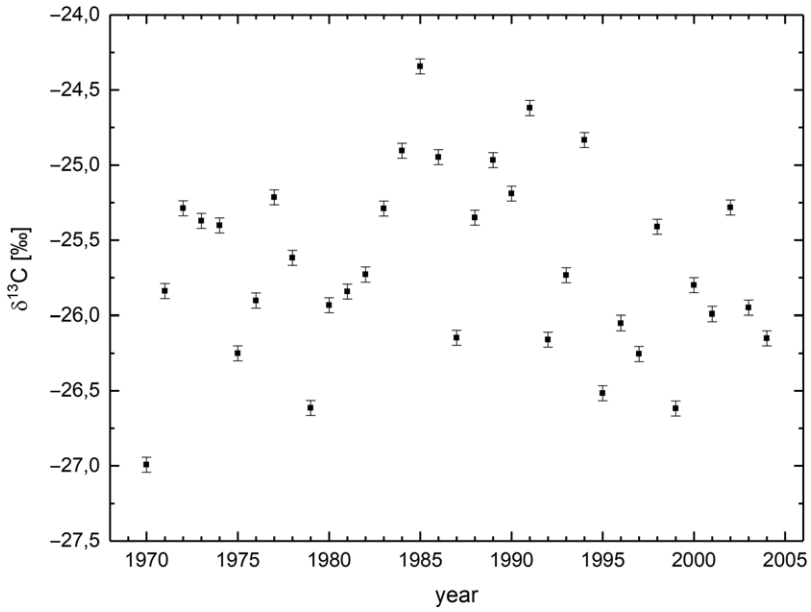


Figure 4 $\delta^{13}\text{C}$ in the analyzed tree-ring samples.

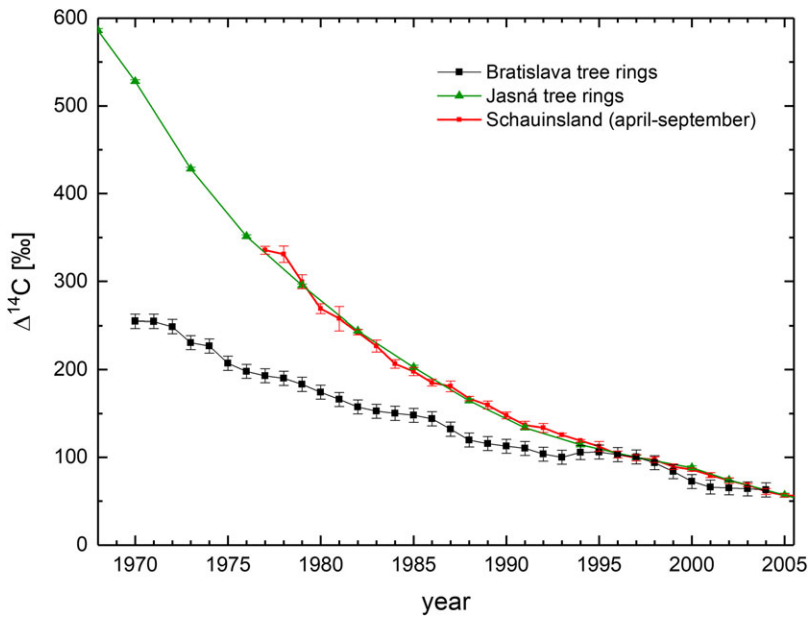


Figure 5 Comparison of ^{14}C activity measured in Bratislava tree rings with ^{14}C levels in tree rings from regional clean air reference sampling site in Jasná (Kontul' et al. 2020).

to determine the mixing ratio of fossil CO₂ in the total CO₂ in the sampled atmospheric air (expressed as percentage of fossil-derived CO₂ in the total CO₂ concentration) based on the method described by Levin et al. (2003). The mean mixing ratio of fossil-derived CO₂ was highest in 1970s (11.5%) and gradually decreased to 5.0% in 1980s and 1.3% in 1990s.

In 1994–1995 there is a small change in the decreasing trend of radiocarbon activity of tree-rings, the activity slightly increased and reached clean air values. A similar change has also been observed in a previously measured tree-ring record from a rural area ca. 30 km northwest from Bratislava (Kontuľ et al. 2017). This could be caused by a weaker Suess effect, an increase of anthropogenic ¹⁴C releases or a combination of these two effects. Anthropogenic radiocarbon from nuclear power plants can indeed be a contributing factor, because given specific meteorological conditions there is a correlation between atmospheric radiocarbon activity at Žilkovce sampling station (close to the Bohunice nuclear power plant) and Bratislava sampling site (Povinec et al. 2008). But frequency of air mass transport from the direction of closest nuclear power plant is relatively low (several percent) and therefore weaker Suess effect is probably the dominant factor. This is also supported by CO₂ emission data for Slovakia showing a decreasing trend from year 1990 onward (MESR 2017).

CONCLUSIONS

Radiocarbon analysis of tree rings from Bratislava was used to extend the radiocarbon record for this sampling site further into the past and compare ¹⁴C levels in the biosphere with the available monthly atmospheric data. Both the atmospheric and tree-ring radiocarbon levels are considerably lower than clean air background data. These extremely low values clearly indicate significant influence of fossil CO₂ released into the atmosphere. Data shows that this effect is not constant over the studied time period (1970–2004). The difference between clean air reference values and measured radiocarbon content of tree rings was slowly decreasing since the beginning of this tree-ring record. In the period before 1994 the difference is much larger than in the years following 1994, where the difference between Bratislava tree rings and clean air data is minimal. This is in all likelihood caused mainly by decreasing CO₂ emissions in the region during 1990s. Anthropogenic ¹⁴C produced and released from Bohunice nuclear power plant in western Slovakia can also be a contributing factor in increasing ¹⁴C activity to clean air levels, but its influence is much smaller than the effect of reduced fossil CO₂ emissions.

Comparison of tree-ring data with atmospheric ¹⁴CO₂ data shows that the studied tree did not efficiently record the high maxima or deep minima that occurred during the expected growing season. This is probably caused by the rapid nature of these ¹⁴C-influencing occurrences—they are intense enough to influence monthly atmospheric data, but they do not have observable effect on a tree that integrates carbon from the atmosphere at a slower rate and during a several-times-longer time period.

Tree rings from the last part of the record (1994–2004) show a good agreement with the mean atmospheric values calculated for the expected growing season. The results indicate that the circumstances influencing radiocarbon levels in the atmosphere and biosphere changed in this period. Not only is the radiocarbon activity in the atmosphere much more stable, but the ¹⁴C activity in both atmosphere and biosphere reaches almost clean air levels.

ACKNOWLEDGMENTS

The authors acknowledge support provided by the EU project on Advancing University Capacity and Competence in Research, Development and Innovation (ACCORD) ITMS2014 No. 313021X329, by the VEGA grant No. V-2-0625/00, and by International Atomic Energy Agency's Technical Cooperation Program (Projects No. SLR1001 and RER7014).

SUPPLEMENTARY MATERIAL

To view supplementary material for this article, please visit <https://doi.org/10.1017/RDC.2022.95>

REFERENCES

- Capano M, Marzaioli F, Sirignano C, Altieri S, Lubritto C, D'Onofrio A, Terrasi F. 2010. ^{14}C AMS measurements in tree rings to estimate local fossil CO_2 in Bosco Fontana forest (Mantova, Italy). *Nuclear Instruments and Methods B* 268(7–8):1113–1116.
- Ežerinskis Ž, Šapolaite J, Pabedinskas A, Juodis L, Garbaras A, Maceika E, Druteikiene R, Lukauskas D, Remeikis V. 2018. Annual variations of ^{14}C concentration in the tree rings in the vicinity of Ignalina nuclear power plant. *Radiocarbon* 60(4):1227–1236.
- Hammer S, Levin I. 2017. Monthly mean atmospheric $\Delta^{14}\text{CO}_2$ at Jungfraujoch and Schauinsland from 1986 to 201. doi: 10.11588/data/10100, heiDATA, V2.
- Hua Q, Barbetti M, Rakowski AZ. 2013. Atmospheric radiocarbon for the period 1950–2010. *Radiocarbon* 55(4):2059–2072.
- Janovics R, Kelemen DI, Kern Z, Kapitány S, Veres M, Jull AJT, Molnár M. 2016. Radiocarbon signal of a low and intermediate level radioactive waste disposal facility in nearby trees. *Journal of Environmental Radioactivity* 153:10–14.
- Ješkovský M, Povinec PP, Steier P, Šivo A, Richtáriková M, Golser R. 2015. Retrospective study of ^{14}C concentration in the vicinity of NPP Jaslovské Bohunice using tree rings and the AMS technique. *Nuclear Instruments and Methods B* 361:129–132.
- Kontul' I, Ješkovský M, Kaizer J, Šivo A, Richtáriková M, Povinec PP, Čech P, Steier P, Golser R. 2017. Radiocarbon concentration in tree-ring samples collected in the south-west Slovakia (1974–2013). *Applied Radiation and Isotopes* 126:58–60.
- Kontul' I, Povinec PP, Šivo A, Richtáriková M. 2018. Radiocarbon in the atmosphere around the Bohunice nuclear power plant in Slovakia. *Journal of Radioanalytical and Nuclear Chemistry* 318(3):2335–2339.
- Kontul' I, Svetlik I, Povinec PP, Brabcová KP, Molnár M. 2020. Radiocarbon in tree rings from a clean air region in Slovakia. *Journal of Environmental Radioactivity* 218:106237.
- Krajcar Bronić I, Horvatinčić N, Barešić J, Obelić B. 2009. Measurement of ^{14}C activity by liquid scintillation counting. *Applied Radiation and Isotopes* 67(5):800–804.
- Kuc T, Rozanski K, Zimnoch M, Necki J, Chmura L, Jelen D. 2007. Two decades of regular observations of $^{14}\text{CO}_2$ and $^{13}\text{CO}_2$ content in atmospheric carbon dioxide in central Europe: Long-term changes of regional anthropogenic fossil CO_2 emissions. *Radiocarbon* 49(2):807–816.
- Levin I, Kromer B, Schmidt M, Sartorius H. 2003. A novel approach for independent budgeting of fossil fuel CO_2 over Europe by $^{14}\text{CO}_2$ observations. *Geophysical Research Letters* 30(23).
- Levin I, Kromer B. 2004. The tropospheric $^{14}\text{CO}_2$ level in mid-latitudes of the Northern Hemisphere (1959–2003). *Radiocarbon* 46(3):1261–1272.
- Levin I, Kromer B, Hammer S. 2013. Atmospheric $\Delta^{14}\text{CO}_2$ trend in western European background air from 2000 to 2012. *Tellus B* 65(1):1–7.
- Ministry of Environment of the Slovak Republic. 2017. The Seventh National Communication of the Slovak Republic on Climate Change.
- Povinec P. 1972. Preparation of methane gas filing for proportional ^3H and ^{14}C counters. *Radiochemical and Radioanalytical Letters* 9:127–135.
- Povinec P. 1978. Multiwire proportional counters for low-level ^{14}C and ^3H measurements. *Nuclear Instruments and Methods* 156:441–445.
- Povinec P, Šáro S, Chudý M, Šeliga M. 1968. The rapid method of carbon-14 counting in atmospheric carbon dioxide. *International Journal of Applied Radiation and Isotopes* 19:877–881.
- Povinec PP, Chudý M, Šivo A, Šimon J, Holý K, Richtáriková M. 2009. Forty years of atmospheric radiocarbon monitoring around Bohunice nuclear power plant, Slovakia. *Journal of Environmental Radioactivity* 100(2):125–130.
- Povinec PP, Holý K, Chudý M, Šivo A, Sýkora I, Ješkovský M, Richtáriková M. 2012. Long-term

- variations of ¹⁴C and ¹³⁷Cs in the Bratislava air—implications of different atmospheric transport processes. *Journal of Environmental Radioactivity* 108:33–40.
- Povinec PP, Šivo A, Šimon J, Holý K, Chudý M, Richtáriková M, Morávek J. 2008. Impact of the Bohunice nuclear power plant on atmospheric radiocarbon. *Applied Radiation and Isotopes* 66(11):1686–1690.
- Rakowski A, Kuc T, Nakamura T, Pazdur A. 2004. Radiocarbon concentration in the atmosphere and modern tree rings in the Kraków area, southern Poland. *Radiocarbon* 46(2):911–916.
- Rakowski AZ, Nadeau MJ, Nakamura T, Pazdur A, Pawełczyk S, Piotrowska N. 2013. Radiocarbon method in environmental monitoring of CO₂ emission. *Nuclear Instruments and Methods B* 294:503–507.
- Stenström K, Skog G, Thornberg C, Erlandsson B, Hellborg R, Mattsson S, Persson P. 1997. ¹⁴C levels in the vicinity of two Swedish Nuclear power plants and at two “clean-air” sites in southernmost Sweden. *Radiocarbon* 40(1):433–438.
- Stuiver M, Polach HA. 1977. Discussion: reporting of ¹⁴C data. *Radiocarbon* 19(3):355–363.
- Suess HE. 1955. Radiocarbon concentration in modern wood. *Science* 122(3166):415–417.
- Svetlik I, Fejgl M, Tomaskova L, Turek K, Michalek V. 2012. ¹⁴C studies in the vicinity of the Czech NPPs. *Journal of Radioanalytical and Nuclear Chemistry* 291(2):689–695.
- Weiwei LU, Xinxiao YU, Guodong JIA, Hanzhi LI, Ziqiang LIU. 2018. Responses of intrinsic water-use efficiency and tree growth to climate change in semi-arid areas of North China. *Scientific Reports* 8:308.