

# The Canadian Journal of Neurological Sciences

# Le Journal Canadien des Sciences Neurologiques



- **Environmental Factors in Alzheimer's Disease** 375
- **Monoamine Metabolism in Epilepsy** 394
- **Transcranial Doppler in Aneurysm Patients** 411
- **MR of Deep Cerebral Venous Thrombosis** 417
- **Table of Contents** page iii

XXVth Canadian Congress of  
Neurological Sciences  
June 27-30, 1990  
Banff, Alberta

Call for Abstracts — page 462

## The Official Journal of

The Canadian Neurological Society  
The Canadian Neurosurgical Society  
The Canadian Society of Clinical Neurophysiologists  
The Canadian Association for Child Neurology



***To the parkinsonian patient,  
the little things in life make all the difference***



***Add***


**PARLODEL<sup>®</sup>**   
(bromocriptine mesylate)

***Because quality  
of life is the issue***

For brief prescribing  
information see page xxii:

**SANDOZ**  


MEMBER  
OF  
P.A.A.B.



**LIFE WITH  
SPASTICITY DOESN'T  
HAVE TO BE AN  
OCCUPATIONAL  
HAZARD.**

To the patient with spasticity daily living is often distressing – sometimes hazardous. LIORESAL (baclofen) is one of the most effective agents for the treatment of spasticity associated with Multiple Sclerosis and spinal cord injury / disease and, unlike diazepam, oversedation is rarely a problem.<sup>(1,2,3,4)</sup> Help your patient experience a less hazardous daily life.

**LIORESAL<sup>®</sup>**  
(Baclofen)  
**For Spasticity**

**Geigy**  
Mississauga, Ontario

PAAB  
CCPP  
G-8095



## Table of Contents

### REVIEW ARTICLE

Alzheimer's Disease: Environmental Factors and Etiologic Hypotheses <i>Denyse Gauthier and Serge Gauthier</i> .....	375
--	-----

### EDITORIAL REVIEW

Brain Death and the Persistent Vegetative State: Similarities and Contrasts <i>Bryan Young, Warren Blume and Abbyann Lynch</i> .....	388
---	-----

### ORIGINAL ARTICLES

A Study of Monoamine Metabolism in Human Epilepsy <i>D. Louw, G.R. Sutherland, G.B. Glavin and J. Girvin</i> .....	394
Temporal Intermittent Rhythmic Delta Activity (TIRDA) in the Diagnosis of Complex Partial Epilepsy: Sensitivity, Specificity and Predictive Value <i>Jean Reiher, Michel Beaudry, and Charles P. Leduc</i> .....	398
Clustering of Parkinson's Disease in Southern Israel <i>Y.O. Herishanu, J.R. Goldsmith, J.M. Abarbanel and Z. Weinbaum</i> .....	402
Activities and Kinetic Properties of Lumbar Cerebrospinal Fluid Cholinesterases in Relation to Clinical Diagnosis, Severity, and Progression of Alzheimer's Disease <i>F. Jacob Huff, Clara T. Reiter and Jack Protetch</i> .....	406
Transcranial Doppler Studies in Aneurysm Patients <i>Kenneth Hutchison and Bryce Weir</i> .....	411
MR of Deep Cerebral Venous Thrombosis <i>R.A. Ashforth, D. Melanson, and R. Ethier</i> .....	417
Myelopathy: An Unusual Presentation of Toxoplasmosis <i>S. Nag and A.C. Jackson</i> .....	422
Chorea-Acanthocytosis: Report of a Family and Neuropathological Study of Two Cases <i>Ma. Elisa Alonzo, Fernanda Teixeira, Guillermo Jimenez and Alfonso Escobar</i> .....	426
Methanol Poisoning: Factors Associated with Neurologic Complications <i>Todd J. Anderson, Ashfaq Shuaib, and Werner J. Becker</i> .....	432
Inclusion Body Myositis Associated with Progressive Dysphagia: Treatment with Cricopharyngeal Myotomy <i>Morris J. Danon and Michael Friedman</i> .....	436
Pain in Gilles de la Tourette Syndrome and Related Tic Disorders <i>David E. Riley and Anthony E. Lang</i> .....	439
Growth Hormone Rebound After Cessation of SMS 201-995 Treatment in Acromegaly <i>L. Charest, R. Comtois, H. Beaugard, and O. Serri</i> .....	442
Nuclear Inclusions in Oculopharyngeal Muscular Dystrophy in Quebec <i>Jean-Pierre Bouchard, François Gagné, Fernando M.S. Tomé, Denis Brunet</i> .....	446

### CORRESPONDENCE

Tizanidine vs. Baclofen in the Treatment of Spasticity in Patients with Multiple Sclerosis <i>G.P.A. Rice</i> .....	451
Effect of Bile Duct Ligation-induced Liver Damage on the Blood-brain Barrier <i>J. Neiman, L. Resch, P.L. Carlen</i> .....	451
Tremor in Patients with Complicated Migraine <i>Sylvie Houde, Martin Veilleux</i> .....	452

BOOK REVIEWS .....	453
--------------------	-----

NOTES AND ANNOUNCEMENTS .....	455
-------------------------------	-----

CALENDAR OF EVENTS .....	456
--------------------------	-----

INDEX TO VOLUME 16 .....	457-461
--------------------------	---------

### XXVth CANADIAN CONGRESS OF NEUROLOGICAL SCIENCES-

CALL FOR ABSTRACTS .....	462
--------------------------	-----

PRELIMINARY PROGRAM .....	463
---------------------------	-----

SPECIAL PRIZE ANNOUNCEMENTS .....	464
-----------------------------------	-----

ADVERTISERS INDEX .....	xxviii
-------------------------	--------

INSTRUCTIONS TO AUTHORS .....	xxi
-------------------------------	-----



# What Is Our Catheter Leading Up To?

## Our Most Popular Products Unitized To Save You Time

- Siphon Control Device—inhibits excessive drainage in the presence of downstream suction
- CSF Flow Control Valve (Regular or Small)—available in low and medium pressures
- Open Ended Peritoneal Catheter With Slits—provides protection from occlusion of the catheter



**Pudenz-Schulte Medical**

Your local distributor:  
GALEN-GRYPHON MEDICAL  
(604) 538-1362



**Editor/Rédacteur en chef** Robert G. Lee *Calgary*  
**Associate Editors/Rédacteurs associés** Yves Lamarre *Montreal* Harvey B. Sarnat *Calgary*  
Terry Picton *Ottawa* Bryce Weir *Edmonton*  
**Founding Editor/Fondateur-rédacteur** Robert T. Ross *Winnipeg*  
**Book Review Editor/Rédacteur de critiques de livres** T. Peter Seland *Calgary*  
**Managing Editor/Adjoint administratif** Sally A. Gregg *Calgary*

**Editorial Board/Conseil Scientifique**

Albert J. Aguayo <i>Montreal</i>	Morton Low <i>Vancouver</i>
Henry J.M. Barnett <i>London</i>	Thomas J. Murray <i>Halifax</i>
Larry Becker <i>Toronto</i>	Jean Reiher <i>Sherbrooke</i>
Paul Bédard <i>Quebec</i>	Leo P. Renaud <i>Montreal</i>
Donald Calne <i>Vancouver</i>	Richard Riopelle <i>Kingston</i>
Pierre Duquette <i>Montreal</i>	Matthew W. Spence <i>Halifax</i>
George Ebers <i>London</i>	Richard Stein <i>Edmonton</i>
John Girvin <i>London</i>	John Stewart <i>Montreal</i>
Richard Leblanc <i>Montreal</i>	Charles Tator <i>Toronto</i>
William J. Logan <i>Toronto</i>	Simon Verret <i>Quebec</i>

**Publications Committee/Comité de Rédaction**

William F. Brown <i>Toronto</i>	Warren Blume <i>London</i>
Terry Myles <i>Calgary</i>	John Tibbles <i>Halifax</i>

**The Official Journal of:/La Revue Officielle de:**

**The Canadian Neurological Society**  
**La Société Canadienne de Neurologie**  
President/Président — Donald W. Paty  
Secretary-Treasurer/ — William McCormick,  
Secrétaire-Trésorier Box 2148, Dickson Centre,  
Victoria General Hospital,  
Halifax, Nova Scotia  
B3H 2Y9

**The Canadian Society of Clinical Neurophysiologists**  
**La Société Canadienne de Neurophysiologie Clinique**  
President/Président — Werner J. Becker  
Secretary-Treasurer/ — W. Pryse-Phillips,  
Secrétaire-Trésorier Memorial University,  
Health Sciences Centre  
St. John's, Newfoundland  
A1B 2V6

**The Canadian Neurosurgical Society**  
**La Société Canadienne de Neurochirurgie**  
President/Président — Bryce K.A. Weir  
Secretary-Treasurer/ — Harold Hoffman  
Secrétaire-Trésorier Hospital for Sick Children  
555 University Avenue  
Suite 1504  
Toronto, Ontario  
M5G 1X1

**The Canadian Association for Child Neurology**  
**L'Association Canadienne de Neurologie Pédiatrique**  
President/Président — Peter Humphreys  
Secretary-Treasurer/ — Daniel Keene,  
Secrétaire-Trésorier 1929 Russell Road  
Suite 218  
Ottawa, Ontario  
K1G 4G3

The permanent secretariat for the 4 societies and the Canadian Congress of Neurological Sciences is at/  
Le secrétariat des 4 associations et du Congrès Canadien des Sciences Neurologiques est situé en permanence à:  
P.O. Box 4220, Station C, Calgary, AB Canada T2T 5N1 — (403) 229-9544

The Canadian Journal of Neurological Sciences is published quarterly. The annual subscription rate is \$48 for Canada, \$48US for USA and elsewhere. Residents, Interns, Pre- and Post-Doctoral Students \$24 per annum. Single copies \$15 each. All manuscripts and communications should be sent to: Canadian Journal of Neurological Sciences, P.O. Box 4220, Station C, Calgary, AB Canada T2T 5N1. Courier to: 117C-1330-15 Avenue, S.W., Calgary, AB Canada T3C 3N6. Telephone (403) 229-9575. COPYRIGHT© 1989 by THE CANADIAN JOURNAL OF NEUROLOGICAL SCIENCES INC. No part of this journal may be reproduced in any form without the prior permission of The Canadian Journal of Neurological Sciences. Mailed under second class registration number 3307. Postage paid at Calgary, Alberta. This journal is indexed by *Index Medicus*, *Excerpta Medica* and *Current Contents — Clinical Practice and Life Sciences*, *The Genuine Article*.

Le Journal Canadien des Sciences Neurologiques est publié trimestriellement. L'abonnement annuel est de 48 \$ au Canada et 48 \$US pour les Etats Unis et ailleurs. Internes, résidents, fellows pré et post doctoral: 24 \$ par année. Copie simple: 15 \$ Toutes les communications et les manuscrits doivent être adressés à Journal Canadien des Sciences Neurologiques, P.O. Box 4220, Station C, Calgary, AB Canada T2T 5N1. Par courrier: 117C-1330-15 Avenue S.W., Calgary, AB Canada T3C 3N6. (403) 229-9575

DROITS D'AUTEUR© 1989: THE CANADIAN JOURNAL OF NEUROLOGICAL SCIENCES INC. Aucune partie de ce Journal ne peut être reproduite, sous quelque forme que ce soit, sans la l'autorisation du Journal Canadien des Sciences Neurologiques. Posté sous permis de deuxième classe no 3307. Port payé à Calgary, Alberta. Le Journal est cité et indexé dans *Index Medicus*, *Excerpta Medica* et *Current Contents — Clinical Practice et Life Sciences*, *The Genuine Article*.

**Advertising representative/Représentant de publicité** Reach Media Sales,  
176 Wheeler Ave., Toronto, Ontario, Canada M4L 3V4 — 416-699-8207

**Printer/Imprimeur** McAra Printing Limited, 105, 2507 - 12th Street N.E., Calgary, Alberta T2E 1V5

ISSN 0316 - 1671

# Do EP And EMG...



## Without A Computer Degree.


You don't have to be a keyboard expert to operate your EP/EMG system. The Nihon Kohden Neuropack Four and Neuropack-Four mini operate at the touch of a button. (Of course, full computer interaction is available, if desired, through the standard RS-232C interface.) Operation is so simple you can concentrate on the patient rather than the system. And it's fast. NK's Neuropack systems are testing before other systems are online.

Another reason so many professionals are choosing Nihon Kohden is the exceptional performance in both EP and EMG modes on the same instrument, *without compromising either function*. Previously, this kind of performance was only available on instruments costing thousands of dollars more.

Ease-of-use, outstanding performance and cost-effectiveness have made Nihon Kohden the world leader in EEG. Now, these same benefits are yours for EP and EMG.

Get full details on Nihon Kohden Neuropack Four and Neuropack-Four mini systems today. You'll find they combine the simplicity, quality and capabilities you want with the features you need. Features such as high-speed thermal array printer, floppy disk drive for patient data storage, dual time base analysis and integrated stimulators.

Call now to (800) 325-0283, (800) 423-2078 in California or (800) 443-2406 in Canada. Or write Nihon Kohden America, Inc., 17112 Armstrong Avenue, Irvine, CA 92714. FAX: (714) 250-3210.



International Office: Nihon Kohden Corp., 31-4, Nishiochiai 1-chome, Shinjuku-ku, Tokyo 161, Japan.




Now, hydrocephalus control over a wide range of conditions is as simple and easy as one, two, three.

Now Available in Canada


# The Orbis-Sigma™ Valve (OSV) from Cordis

- controls intraventricular pressure or flow depending upon conditions present.
- varies shunt resistance automatically\*




## Low Resistance Differential Pressure (DP) Valve at Low DPs

The mechanism remains closed as long as DP is below the valve's opening pressure ( $<30$  mm H<sub>2</sub>O). When DP exceeds opening pressure, the OSV operates as a low resistance shunt with CSF flow rates up to 18 ml/hr.



## High Resistance Flow Regulator Valve at Higher Rates of CSF Flow

When CSF flow exceeds 18 ml/hr, the valve's resistance *automatically* increases. CSF flow is maintained between 18 and 30 ml/hr over a wide DP range (120 to 300 mm H<sub>2</sub>O) limiting the potential for overdrainage.



## Safety Valve with Low Resistance when Intraventricular Pressure (IVP) Elevates Abruptly

With dramatic DP increases where DP exceeds 300 mm H<sub>2</sub>O, the OSV becomes a low resistance shunt to rapidly increase flow, thus normalizing IVP. The valve's mechanism then reverts to Stage II or I operation, depending upon conditions.

**Caution:** In the USA, Federal law restricts this device to investigational use only.

Prior to implantation, refer to the *Instructions for Use* supplied with the valve for indications, contraindications, suggested procedure, warnings, precautions and side effects.

\*Sainte Rose C, et al. A new approach in the treatment of hydrocephalus. *J Neurosurg* 66:213-226, 1987.

Cordis Canada  
8108 Yonge Street  
Suite 212  
Thornhill, Ontario L4J 1W4  
Telephone: 416-731-0620  
Fax: 416-764-5628

Cordis Corporation  
P.O. Box 025700  
Miami, FL 33102-5700 USA  
Telephone: 305-824-2000  
Fax: 305-824-2858

**cordis.**  
When Quality  
is Critical

# A bright outlook for more epileptic patients

**Epival\***  
divalproex sodium

## to control seizures in more patients than ever...

Epival, a new form of valproate, is just as effective as valproic acid (VPA) in the control of absence seizures *with or without tonic-clonic manifestations*.<sup>1,2</sup> Epival is also highly effective in *generalized tonic-clonic seizures*.<sup>3,4</sup>

## with fewer side effects than most anticonvulsants

Epival is offered as enteric-coated tablets that minimize gastric irritation.<sup>5</sup> Unlike phenobarbital or phenytoin, Epival is rarely associated with impaired performance or behaviour problems.<sup>6,7</sup> In a year-long survey of adverse reactions to anticonvulsants,<sup>8</sup> sodium valproate, alone or in combination, had one of the lowest incidences of side effects.

## ...and better compliance to treatment

Enteric-coated Epival was well tolerated by **85%** of patients who could not take VPA because of GI side effects.<sup>5</sup> Epival 250-mg tablets are smaller and easier to swallow than Depakene (valproic acid) 250-mg capsules. They do not leak or melt, nor can they be chewed accidentally. And the 125-mg strength offers extra dosage flexibility, particularly for children who dislike the taste of VPA syrup.

**All these benefits are available at no extra cost – the price of Epival is the same as Depakene's.**



Quality Health Care  
Worldwide  
1888-1988

PHARMACEUTICAL PRODUCTS DIVISION  
ABBOTT LABORATORIES, LIMITED  
MONTREAL, CANADA

\* TM

PAAB

© Abbott Laboratories, Limited

# For relief from the searing pain of herpes zoster.

The indescribable pain associated with herpes zoster is enough to drive some sufferers to suicide.<sup>1</sup> As a doctor, you've had to stand by helplessly because there has been little you could offer as relief.

Until now.

Current evidence suggests that capsaicin renders the skin insensitive to pain by depleting

and preventing reaccumulation of substance P in peripheral sensory neurons.

Zostrix<sup>®</sup> cream offers temporary relief of the neuralgia associated with and following episodes of herpes zoster infections. It is non-addictive, non-psychoactive and does not interact with systemic medications commonly prescribed for geriatric patients.

For optimal response, patient compliance to physician-directed therapy is vital.

Product monograph and case reports available from GenDerm Canada.

For immediate information call the GenDerm "pain hotline" collect: (514) 738-1808.

A standard of therapy for  
postherpetic neuralgia


For brief prescribing  
information see page xxv

1. The Practice of Dermatology 1988  
Richard L. Dobson, M.D.  
Donald C. Abele, M.D.



**GENDERM**

GenDerm Canada Inc.  
355 McCaffrey  
Montréal, Québec H4T 1Z7  
® Registered trademark.



# Concerto<sup>TM</sup> 16-32 Channel Quantitative EEG and EP System...

The Dantec Concerto is a new EEG/EP system that combines the simplicity of traditional equipment with all the advantages of quantitative EEG and EP.

Concerto's innovative ways of data acquisition, display, analysis and storage allow you to perform highly sensitive and more efficient examinations.

Concerto records up to 32 channels of EEG, EP or supplementary data. All traces are displayed with the same appearance as conventional recordings.

Approaching "paperless" EEG Concerto allows you to select any significant segment for printing on the unique strip chart printer.

Evoked Potentials are recorded from routine single channel to sophisticated 32-channel short latency and cognitive EP's.

Concerto's powerful processing capabilities offer total user-flexibility during recording and interpretation. Its many advantages include: Montage re-definition, digital filtering of all EEG/EP data, test annotation for quick location of data or auto-paging to rapidly scan through the record, flexible protocols for preset testing or modified protocols for detailed control, video monitoring for correlation of clinical and electrographic events.

Concerto allows you to create your own statistical files for comparisons between a patient and a group, or between two groups, as well as mapping to visualize distribution of statistical results or power spectra or amplitudes of any epoch length or combination of epochs.

For more details, talk to the EEG/EP specialist at Dantec. Call us at (416) 298-2091 in Ontario.

**Dantec Electromedical and Scientific Equipment Ltd.**  
140 Shorting Road  
Scarborough, Ontario  
M1S 3S6, Canada  
Telefax: (416) 298-5704



INNOVATIONS IN TUNE WITH MEDICINE

## LEADERSHIP MEANS PROVIDING A SENSE OF DIRECTION.

When it comes to innovation in EMG instrumentation, one company has been the leading light. Nicolet.

In 1985, the Nicolet Viking introduced such industry firsts as a full color display. Real time automated data analysis. Hard and soft disk storage of patient data. Keyboard access for reporting. Simplified soft key selection of tests. Convenient menus to help you logically organize test sequences. New programs for single fiber, motor unit and automatic decomposition EMG analysis. Electrode impedance measurement. Automated analysis and display of conduction velocities.

And now there's Viking II. Faster, more compact, with an impressively crisp full color display. Plus, new pricing and packaging flexibility that puts it within the reach of nearly every practice. Including yours.

The innovative, affordable new Nicolet Viking II. It's everything you'd expect from Nicolet—and more. Call today.

# Nicolet

INSTRUMENTS OF DISCOVERY

*Nicolet Biomedical*

5225-4 Verona Road, Madison, WI 53711, 608-271-3333, 800-356-0007.

Sales and Service Offices Worldwide, Subsidiary Offices:  
Belgium, Canada, France, Japan, United Kingdom, and West Germany.

1 - 1200 Aerowood Drive, Mississauga, Ontario L4W 2S7  
Telephone 416-625-8302 FAX 625-3670



Vous pouvez maintenant diminuer les fluctuations quotidiennes dans les niveaux plasmatiques responsables d'effets secondaires gênants liés aux pics. Adoptez le nouveau Tegretol CR.<sup>1,2,3,4,5</sup>

Tegretol CR est la première formulation de carbamazépine à libération contrôlée, de sorte qu'il procure des niveaux sanguins plus constants et cela d'une manière plus fiable que le Tegretol conventionnel. Cet effet régulateur du Tegretol CR peut contribuer à produire un type plus stable de

fonction cognitive.<sup>3</sup>

En outre, la posologie b.i.d. commode du Tegretol CR améliore l'observance. Les comprimés à 200 mg et 400 mg sont facilement divisibles pour faciliter le titrage.

Les épileptiques peuvent enfin bénéficier d'une excellente tolérabilité sans perte d'efficacité anticonvulsive.

Pour atténuer le problème des effets secondaires indésirables, adoptez le Tegretol CR.

**TEGRETOL® CR**  
carbamazépine USP

La tolérabilité peut faire toute la différence.

**Geigy**  
Mississauga, Ontario  
LSN 2W5

PAAB  
CCPP

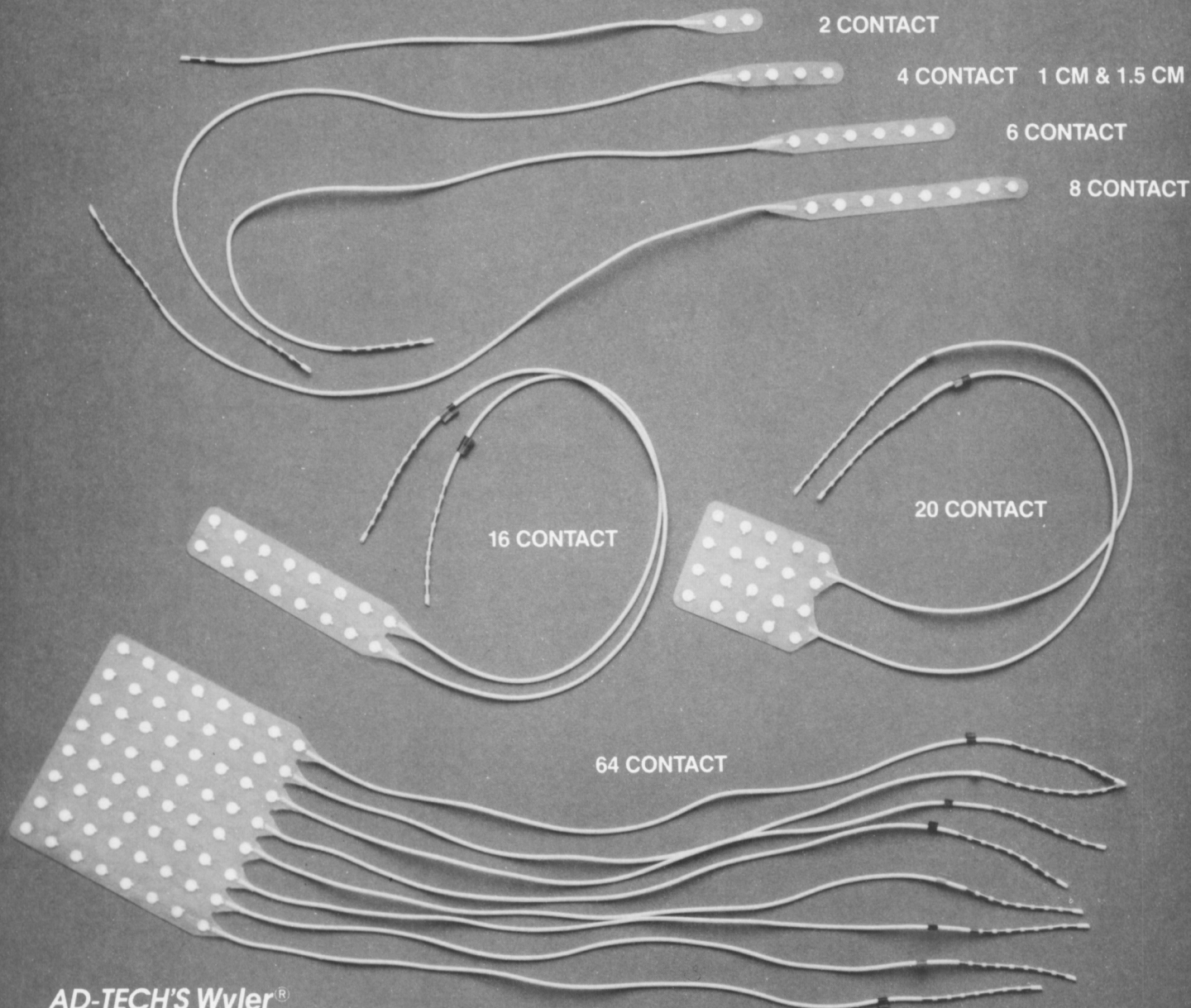
G-88056F

(xiii)

# INTRODUCING AD-TECH'S Wyler® SUBDURAL ELECTRODES

WITH **TECH  
ATTACH™** CONNECTION  
SYSTEM

FOR ACCURATE EPILEPSY MONITORING



**AD-TECH'S Wyler®  
SUBDURAL ELECTRODES ARE THE ONLY ELECTRODES WITH THESE FEATURES**

- MOST FLEXIBLE STRIPS AND ARRAYS
- THINNEST STRIPS AND ARRAYS
- PERCUTANEOUS REMOVAL (STRIPS)
- USE 14 ga. NEEDLE FOR TUNNELING
- RADIOPAQUE MARKERS AND WIRE CARRIERS
- UNIVERSAL COLOR MARKERS
- CUSTOM SIZES AND CONTACT CONFIGURATIONS
- STAINLESS STEEL OR PLATINUM

Patent Pending

**IN CANADA  
WRITE OR CALL**

TEL: (416) 935-1584


FAX: (416) 892-8243



a division of  
**Sandstrom Trade & Technology Inc.**

9 McNicholl Circle, St. Catharines  
Ontario, Canada, L2N 7C5





## NeuroScope™ EP Technology at Your Fingertips.

Just one touch will convince you that the **NeuroScope** is superior to conventional Evoked Potentials Systems. The unique TouchScreen control makes **NeuroScope** extremely quick and easy to operate. **No complex keyboard commands or mnemonics to memorize.** Learn in the morning - operate it in the afternoon.

**NeuroScope** is designed to meet the diverse needs of the physician and clinician. It can be configured for either 2 or 4 channels Auditory, Visual and Somatosensory evoked potentials testing and monitoring (OR, ICU etc.).

**NeuroScope** offers a powerful range of software applications including OR monitoring software for EEG/CSA and EP. All VEP, AEP and SEP stimulator functions are software generated, giving the flexibility to include new tests as rapidly as they are developed.

**NeuroScope** gives you a highly efficient way of performing your patient testing. All record keeping and filing of patient data are automatic. Programmable protocols allow you to customize test procedures for individual laboratory requirements. The built-in silent printer provides you with a

complete printout of test results and administrative data.

For more details, call the Evoked Potential specialists at Dantec.



### DANTEC

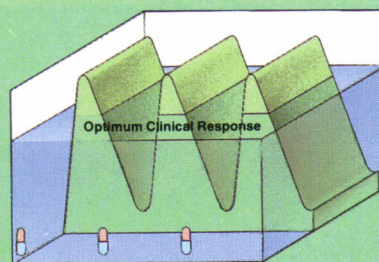
DANTEC Electromedical & Scientific Equipment Ltd.  
140 Shorting Road,  
Scarborough  
Ontario M1S 3S6, Canada  
Telephone: (416) 298 2091  
Telefax: (416) 298 5704

# There's a new trend in treating Parkinson's disease.

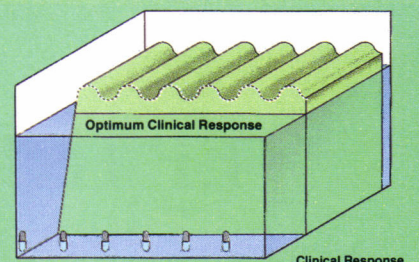
## Enhance the ability to cope with daily living

Dose-related fluctuations in therapeutic efficacy, abnormal movements, on-off phenomena – all such problems which tend to arise during prolonged therapy have been shown to be less severe when the total daily dosage of levodopa is divided into more frequent, smaller doses of 'Prolopa' 50/12.5.<sup>1</sup>

Levodopa plasma levels – high dose, low frequency<sup>2</sup>



Levodopa plasma levels – low dose ('Prolopa 50/12.5), high frequency<sup>2</sup>



Changes in plasma levels demonstrate that more frequent, smaller doses of 'Prolopa' may help smooth daily performance for Parkinson patients.

## Prescribe 'Prolopa' in low doses from the start of levodopa treatment

A low dose of 'Prolopa' (50/12.5) b.i.d. or t.i.d. initiated and maintained lasting therapeutic benefits for the majority of patients in a two-year study of the elderly with Parkinson's disease. Nausea and vomiting were not significant problems with this regimen.<sup>3</sup>

## Improve compliance

With 'Prolopa' there is no tablet to break when using lower dosages. A 'Prolopa' 50/12.5 capsule provides the entire prescribed low dose. More convenient, easier for a Parkinsonian patient.

And 'Roche' has developed a Parkinson Care Program to assist physicians in the management of patients, available free from Hoffmann-La Roche.

# Prolopa<sup>®</sup>

(levodopa/benserazide) 4:1

## Efficacious, and very cost effective<sup>4</sup>