

Original Article

Cite this article: Lim SY, Ke Y, Mok NKM, Tan YY, Neo PSH, Chan A, Yang GM (2023). Factors associated with distress and the impact of distress on acute health-care service utilization among patients diagnosed with breast and gynecological cancers. *Palliative and Supportive Care*. <https://doi.org/10.1017/S1478951522001444>

Received: 11 January 2022

Revised: 25 June 2022



Accepted: 01 October 2022

Keywords:

Cancer; Oncology; Psychological distress; Health service; Utilization

Author for correspondence: Sut Yee Lim, Doctor of Medicine (MD) programme, Duke-NUS Medical School Singapore, 8 College Road, Singapore 169857, Singapore. Email: sut_yee_lim@u.duke.nus.edu

Factors associated with distress and the impact of distress on acute health-care service utilization among patients diagnosed with breast and gynecological cancers

Sut Yee Lim, B.SC. (HONS.)¹ , Yu Ke, B.SC. (HONS.)², Natalie Kah-Mun Mok, B.SC.³, Yung Ying Tan, M.N.³, Patricia Soek Hui Neo, M.B.B.S., M.R.C.P., M.P.H., F.A.M.S.³, Alexandre Chan, PH.D.^{2,4,5} and Grace Meijuan Yang, M.B.B.CHIR., M.R.C.P., M.P.H., PH.D.^{3,6,7} 

¹Doctor of Medicine (MD) programme, Duke-NUS Medical School Singapore, Singapore, Singapore; ²Department of Pharmacy, National University of Singapore, Singapore, Singapore; ³Division of Supportive and Palliative Care, National Cancer Centre Singapore, Singapore, Singapore; ⁴Department of Pharmacy, National Cancer Centre Singapore, Singapore, Singapore; ⁵Department of Clinical Pharmacy Practice, University of California Irvine, Irvine, USA; ⁶Department of General Medicine, Sengkang General Hospital, Singapore, Singapore and ⁷Lien Centre for Palliative Care, Duke-NUS Medical School, Singapore, Singapore

Abstract

Objectives. Patients with cancer often have unmet needs (e.g., physical, psychosocial, and emotional) during their cancer journey, putting them at risk for distress. This study aimed to identify factors associated with distress and to investigate the association between distress and acute health-care services utilization in a cohort of breast and gynecological cancer patients across different survivorship stages.

Methods. This was a retrospective cohort study of patients who visited National Cancer Centre Singapore between September 2019 and July 2020. Distress was evaluated using the self-reported Distress Thermometer and Problem List, with a distress thermometer score ≥ 4 signifying high distress. Data were extracted from electronic medical records. Multivariable logistic regression was used to identify demographic or clinical variables associated with distress and estimate the odds of emergency department (ED) visits and hospitalizations within 30 days of distress screening, adjusted for covariates.

Results. Of the 1386 patients included in the analysis, 510 (36.8%) reported high distress on their first distress screening. Variables associated with high distress included younger age, presence of psychiatric diagnosis, poorer Eastern Cooperative Oncology Group performance status, and shorter duration from cancer diagnosis to distress screening. Patients with high distress were associated with higher odds of ED visits (adjusted odds ratio [OR] = 2.25, 95% confidence interval [CI]: 1.14–4.43) and hospitalizations (adjusted OR = 2.11, 95% CI: 1.27–3.50) within 30 days of distress screening.

Significance of results. Self-reported high distress was associated with higher odds of increased acute health-care services utilization (ED visits and hospitalizations) in patients with breast and gynecological cancer. Identifying the subgroups at risk of high distress could trigger early interventions that reduce unplanned health-care services utilization and possibly health-care costs.

Introduction

Patients with cancer are at risk of distress, which is defined by the National Comprehensive Cancer Network (NCCN) as a multifaceted unpleasant experience that ranges across the spectrum of feelings of sadness to psychological conditions such as depression and anxiety that can affect a person's capacity to cope with the illness (Riba et al. 2019). This is because they face an array of problems and often have unmet health needs from various domains, including physical, psychological, and social across their cancer trajectory (Donovan et al. 2020). The reported prevalence of cancer-related distress is significant, ranging from 22 to 52% in studies across major cancer types in the United States (Zabora et al. 2001), Taiwan (Wang et al. 2017), and Germany (Mehnert et al. 2018). Cancer-related distress is associated with poorer health outcomes such as treatment nonadherence (DiMatteo et al. 2000; Riba et al. 2019), reduced quality of life (Ehlers et al. 2018; Head et al. 2012; Riba et al. 2019), and possibly greater mortality (Barry et al. 2020; Batty et al. 2017).

Breast and gynecological cancers are common in Singapore (National Registry of Disease Office, Health Promotion Board 2021). With an aging population and higher survival rates from earlier detection and improved treatment, there would be an increasing number of cancer

© The Author(s), 2023. Published by Cambridge University Press. This is an Open Access article, distributed under the terms of the Creative Commons Attribution licence (<http://creativecommons.org/licenses/by/4.0>), which permits unrestricted re-use, distribution and reproduction, provided the original article is properly cited.

NCCS Distress Screening

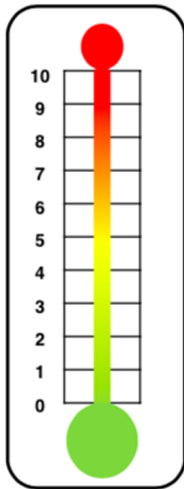
DISTRESS THERMOMETER	PROBLEM LIST		
<p>Please circle below the number (0-10) that best describes how much distress* you have been experiencing in the past 1 week, including today: *Distress= physical / mental strain and stress</p> <div style="text-align: center;"> <p>Extreme distress</p>  <p>No distress</p> </div> <p>Version 1.1, 2019. Adapted from NCCN Guidelines V.2.2018 Distress Management.</p>	<p>Please tick if any of the following has been a problem or concern for you in the past 1 week, including today.</p> <table border="0"> <tr> <td style="vertical-align: top;"> <p>Physical Problems</p> <ul style="list-style-type: none"> <input type="checkbox"/> 1. Appearance <input type="checkbox"/> 2. Abnormal swelling in legs or arms <input type="checkbox"/> 3. Appetite <input type="checkbox"/> 4. Breathing <input type="checkbox"/> 5. Constipation <input type="checkbox"/> 6. Diarrhoea <input type="checkbox"/> 7. Feeling tired <input type="checkbox"/> 8. Fevers <input type="checkbox"/> 9. Hair / Skin problems <input type="checkbox"/> 10. Hot flashes (feeling excessively hot / sweaty) <input type="checkbox"/> 11. Indigestion <input type="checkbox"/> 12. Memory / Concentration <input type="checkbox"/> 13. Mouth / Swallowing problems <input type="checkbox"/> 14. Moving around <input type="checkbox"/> 15. Nausea / Vomiting <input type="checkbox"/> 16. Nose dry / congested <input type="checkbox"/> 17. Pain <input type="checkbox"/> 18. Problems in urination <input type="checkbox"/> 19. Sexual problems <input type="checkbox"/> 20. Sleep problems <input type="checkbox"/> 21. Speech / Hearing problem <input type="checkbox"/> 22. Tingling / numbness in feet / hands <p>Information needs</p> <ul style="list-style-type: none"> <input type="checkbox"/> Specify: _____ <input type="checkbox"/> Other problems not listed; specify: _____ </td> <td style="vertical-align: top;"> <p>Practical Problems</p> <ul style="list-style-type: none"> <input type="checkbox"/> 24. Bathing / Dressing / Toileting <input type="checkbox"/> 25. Caring responsibilities (child, parents, etc) <input type="checkbox"/> 26. Financial (include insurance) <input type="checkbox"/> 27. Household chores <input type="checkbox"/> 28. Transportation <input type="checkbox"/> 29. Treatment decision <input type="checkbox"/> 30. Work / School <p>Family / relationship Problems</p> <ul style="list-style-type: none"> <input type="checkbox"/> 32. Ability to have children <input type="checkbox"/> 33. Family health issues <input type="checkbox"/> 34. Relationship with family / friends <p>Emotional Problems</p> <ul style="list-style-type: none"> <input type="checkbox"/> 36. Anger / Frustration / Guilt <input type="checkbox"/> 37. Hopelessness <input type="checkbox"/> 38. Loneliness / Isolation <input type="checkbox"/> 39. Loss of interest in usual activities <input type="checkbox"/> 40. Sadness / Depression <input type="checkbox"/> 41. Worry / Fear / Anxiety <p>Spiritual / Religious Concerns</p> <ul style="list-style-type: none"> <input type="checkbox"/> 43. Loss of faith or other spiritual concerns <input type="checkbox"/> 44. Loss of meaning / purpose of life <input type="checkbox"/> 45. Not at peace / feeling regret about past </td> </tr> </table>	<p>Physical Problems</p> <ul style="list-style-type: none"> <input type="checkbox"/> 1. Appearance <input type="checkbox"/> 2. Abnormal swelling in legs or arms <input type="checkbox"/> 3. Appetite <input type="checkbox"/> 4. Breathing <input type="checkbox"/> 5. Constipation <input type="checkbox"/> 6. Diarrhoea <input type="checkbox"/> 7. Feeling tired <input type="checkbox"/> 8. Fevers <input type="checkbox"/> 9. Hair / Skin problems <input type="checkbox"/> 10. Hot flashes (feeling excessively hot / sweaty) <input type="checkbox"/> 11. Indigestion <input type="checkbox"/> 12. Memory / Concentration <input type="checkbox"/> 13. Mouth / Swallowing problems <input type="checkbox"/> 14. Moving around <input type="checkbox"/> 15. Nausea / Vomiting <input type="checkbox"/> 16. Nose dry / congested <input type="checkbox"/> 17. Pain <input type="checkbox"/> 18. Problems in urination <input type="checkbox"/> 19. Sexual problems <input type="checkbox"/> 20. Sleep problems <input type="checkbox"/> 21. Speech / Hearing problem <input type="checkbox"/> 22. Tingling / numbness in feet / hands <p>Information needs</p> <ul style="list-style-type: none"> <input type="checkbox"/> Specify: _____ <input type="checkbox"/> Other problems not listed; specify: _____ 	<p>Practical Problems</p> <ul style="list-style-type: none"> <input type="checkbox"/> 24. Bathing / Dressing / Toileting <input type="checkbox"/> 25. Caring responsibilities (child, parents, etc) <input type="checkbox"/> 26. Financial (include insurance) <input type="checkbox"/> 27. Household chores <input type="checkbox"/> 28. Transportation <input type="checkbox"/> 29. Treatment decision <input type="checkbox"/> 30. Work / School <p>Family / relationship Problems</p> <ul style="list-style-type: none"> <input type="checkbox"/> 32. Ability to have children <input type="checkbox"/> 33. Family health issues <input type="checkbox"/> 34. Relationship with family / friends <p>Emotional Problems</p> <ul style="list-style-type: none"> <input type="checkbox"/> 36. Anger / Frustration / Guilt <input type="checkbox"/> 37. Hopelessness <input type="checkbox"/> 38. Loneliness / Isolation <input type="checkbox"/> 39. Loss of interest in usual activities <input type="checkbox"/> 40. Sadness / Depression <input type="checkbox"/> 41. Worry / Fear / Anxiety <p>Spiritual / Religious Concerns</p> <ul style="list-style-type: none"> <input type="checkbox"/> 43. Loss of faith or other spiritual concerns <input type="checkbox"/> 44. Loss of meaning / purpose of life <input type="checkbox"/> 45. Not at peace / feeling regret about past
<p>Physical Problems</p> <ul style="list-style-type: none"> <input type="checkbox"/> 1. Appearance <input type="checkbox"/> 2. Abnormal swelling in legs or arms <input type="checkbox"/> 3. Appetite <input type="checkbox"/> 4. Breathing <input type="checkbox"/> 5. Constipation <input type="checkbox"/> 6. Diarrhoea <input type="checkbox"/> 7. Feeling tired <input type="checkbox"/> 8. Fevers <input type="checkbox"/> 9. Hair / Skin problems <input type="checkbox"/> 10. Hot flashes (feeling excessively hot / sweaty) <input type="checkbox"/> 11. Indigestion <input type="checkbox"/> 12. Memory / Concentration <input type="checkbox"/> 13. Mouth / Swallowing problems <input type="checkbox"/> 14. Moving around <input type="checkbox"/> 15. Nausea / Vomiting <input type="checkbox"/> 16. Nose dry / congested <input type="checkbox"/> 17. Pain <input type="checkbox"/> 18. Problems in urination <input type="checkbox"/> 19. Sexual problems <input type="checkbox"/> 20. Sleep problems <input type="checkbox"/> 21. Speech / Hearing problem <input type="checkbox"/> 22. Tingling / numbness in feet / hands <p>Information needs</p> <ul style="list-style-type: none"> <input type="checkbox"/> Specify: _____ <input type="checkbox"/> Other problems not listed; specify: _____ 	<p>Practical Problems</p> <ul style="list-style-type: none"> <input type="checkbox"/> 24. Bathing / Dressing / Toileting <input type="checkbox"/> 25. Caring responsibilities (child, parents, etc) <input type="checkbox"/> 26. Financial (include insurance) <input type="checkbox"/> 27. Household chores <input type="checkbox"/> 28. Transportation <input type="checkbox"/> 29. Treatment decision <input type="checkbox"/> 30. Work / School <p>Family / relationship Problems</p> <ul style="list-style-type: none"> <input type="checkbox"/> 32. Ability to have children <input type="checkbox"/> 33. Family health issues <input type="checkbox"/> 34. Relationship with family / friends <p>Emotional Problems</p> <ul style="list-style-type: none"> <input type="checkbox"/> 36. Anger / Frustration / Guilt <input type="checkbox"/> 37. Hopelessness <input type="checkbox"/> 38. Loneliness / Isolation <input type="checkbox"/> 39. Loss of interest in usual activities <input type="checkbox"/> 40. Sadness / Depression <input type="checkbox"/> 41. Worry / Fear / Anxiety <p>Spiritual / Religious Concerns</p> <ul style="list-style-type: none"> <input type="checkbox"/> 43. Loss of faith or other spiritual concerns <input type="checkbox"/> 44. Loss of meaning / purpose of life <input type="checkbox"/> 45. Not at peace / feeling regret about past 		

Fig. 1. National Cancer Centre Singapore (NCCS) distress screening.

survivors with more care needs and consequently distress. Understanding factors associated with distress may help to identify patients with higher care needs, so that finite health-care resources could be directed to them for better utilization. Factors associated with distress have been explored in the literature, and possible factors include younger age, preexisting comorbidities, history of mental health issues, advanced cancer diagnosis, and functioning limitations (Riba *et al.* 2019; Syrowatka *et al.* 2017).

Patients with cancer-related distress may have different health-care service utilization patterns, and a better understanding of this may be helpful to guide health-care delivery in the long run (Meyers 2008). However, the current evidence on the association between distress and health-care service utilization is inconclusive. A study in the United States on 4326 breast, prostate, and colorectal cancer patients across survivorship stages found that patients with serious psychological distress had higher utilization of emergency department (ED), inpatient and outpatient services, and total medical expenditures compared to patients without (Han *et al.* 2015). Another study that used Distress Thermometer and Problem List (DTPL) for distress screening in 848 patients with metastatic lung and non-colorectal gastrointestinal cancer on active treatment found that distress was associated with increased odds of hospitalization or ED visit, within 3 and 6 months (Hildenbrand *et al.* 2020). However, in a smaller study of 245 mixed cancer survivors in the Netherlands using the Hospital Anxiety and Depression Scale, there was a lack of association between psychological distress and acute health-care utilization (Compen *et al.* 2018). While the available literature seems to suggest a possible positive association between distress and acute health-care service utilization in oncology, there is merit to see if a positive association is consistently replicated in a

different setting, particularly in the Asian setting where data are scarce.

As such, the aims of this study were as follows: first, to identify demographic and clinical factors associated with distress in a population of breast and gynecological cancer patients across survivorship stages; second, to assess if self-reported high distress was associated with subsequent acute health-care service utilization in terms of hospital admissions and ED visits, and we hypothesized that cancer-related distress would be associated with greater acute health-care service utilization.

Methods

Study design and population

This was a retrospective study of breast and gynecological cancer patients who had a medical oncologist outpatient visit at the National Cancer Centre Singapore from 16 September 2019 to 31 July 2020. It is the largest ambulatory cancer center in Singapore and treats almost 70% of the cancer patients in Singapore's public health-care sector. Inclusion criteria included the following: (a) age ≥ 21 years, (b) a confirmed diagnosis of breast or gynecological cancers, and (c) completed their distress screening with DTPL (Figure 1) before the scheduled clinical visit as part of an ongoing service development project for early supportive care. This study was approved by the SingHealth Centralised Institutional Review Board: 2020/2789.

Data collection and procedure

Data on patients' demographics, clinical characteristics, and acute health-care service utilization were extracted from institutional

electronic medical records, merged using unique identifiers for each patient, and anonymized for analysis.

Patients completed the DTPL either via an online platform or face to face in a clinic with a trained research personnel prior to the oncologist appointment. Only the first distress score for each patient within the study period was included for analysis.

Measures

Demographics and clinical information

Demographic variables included age, nationality, gender, ethnicity, marital status, paying class, and employment. Clinical data included cancer diagnosis, number of malignancies, presence of metastasis, time since cancer diagnosis, Eastern Cooperative Oncology Group (ECOG) performance status, comorbidities, and presence of psychiatric diagnosis. The variable “payment class,” which differentiates between paying and subsidized patients, was used as a proxy for social economic status. If a patient had more than one cancer diagnosis, the most recent diagnosis was selected as this would be more relevant to the reported distress level and outcome measures. The duration of time from cancer diagnosis to distress screening was derived as the difference between the diagnosis date and the distress screening date. We categorized the time from cancer diagnosis into 3 cancer survivorship phases (Miller et al. 2008) with clinically relevant cutoffs: (1) 0–1 year accounts for an active treatment phase, (2) >1 to 5 years is post initial treatment, with any ongoing long-term therapy to reduce recurrence and close surveillance phase, and (3) >5 years represents the cessation of treatment or remission phase. The burden of comorbidity was assessed based on the Charlson Comorbidity Index but excluding cancer variables and unadjusted for age, using the past medical history information collected.

Distress thermometer and problem list

The distress thermometer (DT) has been locally validated in a mixed cancer population (Lim et al. 2014) and consists of a 11-point analog scale from 0 (“No distress”) to 10 (“Extreme distress”), where patients self-report their distress level in the past week. The problem list (PL) has been locally adapted with face validity by a group of health-care professionals and contains a problem checklist with 5 categories: physical problems (22 items), practical problems (7 items), family/relationship problems (3 items), emotional problems (6 items), and spiritual/religious concerns (3 items) where patients identify the problems they had in the past week (Figure 1). The locally adapted DTPL has also been translated to other languages: Chinese, Malay, and Tamil accordingly by the same team. A cutoff ≥ 4 was used to identify patients with high distress as per NCCN recommendations (Riba et al. 2019), and this was also supported by a meta-analysis in Asian patients (Sun et al. 2020).

Acute health-care service utilization

Acute health-care service utilization was defined by whether the patient had any documented (1) ED visit or (2) hospitalization in Singapore General Hospital within 30 days after the distress screening. Singapore General Hospital is the largest tertiary hospital in Singapore and the primary hospital associated with National Cancer Centre Singapore. A shorter 30-day follow-up period was chosen to minimize possible confounding factors (e.g., other intervening events) from influencing outcome measures. All-cause ED visits and hospitalizations were included.

Statistical analysis

Descriptive statistics were reported in counts and percentages for categorical variables, mean and standard deviation (SD) or median and interquartile range (IQR) for normally and non-normally distributed continuous variables, respectively. Pearson’s Chi-square tests were used for categorical variables, independent *t*-test, and Mann–Whitney *U* test for normally and non-normally distributed continuous variables, respectively.

For the evaluation of factors associated with distress, a forward stepwise variable selection approach with logistic regression was used to identify demographic and clinical variables that were associated with high distress, with entry *p*-value = 0.1 and exit *p*-value = 0.105. Univariable and multivariable logistic models provided crude and adjusted odds ratios (OR) with 95% confidence interval (CI). As patients in different survivorship phases (i.e., time from cancer diagnosis) might have differences in their health condition, subgroup analysis was performed for factors in the main analysis that were found to be associated with high distress.

To evaluate the associations between high distress and ED visits as well as hospitalizations, logistic regression was used with adjustments made for covariates. The variable list was derived from a literature search on variables that are associated with ED visits or hospitalizations (Lash et al. 2017; Prince et al. 2019). Univariate analysis was conducted to determine the relationship between demographic/clinical variables and distress levels as well as outcome variables (ED visits/hospitalizations). Variables were determined to be (1) potential confounders if they were found to be statistically significantly associated with both distress levels and ED visits/hospitalizations or (2) clinically relevant variables if they were only associated with the outcome variables. In the model building, after specifying distress as a priori, relevant variables were added individually and compared against nested models, evaluated with Akaike information criteria and Bayesian information criteria for model fitting. Two best-fit models were built for each outcome measure (ED visits/hospitalizations), with the first model adjusting for potential confounders only and the second one adjusting for additional clinically relevant variables. To test whether there were differences in the impact of distress on ED visits or hospitalizations among the 3 different survivorship phases (i.e., time from cancer diagnosis), possible interaction effects between distress and survivorship phases were explored.

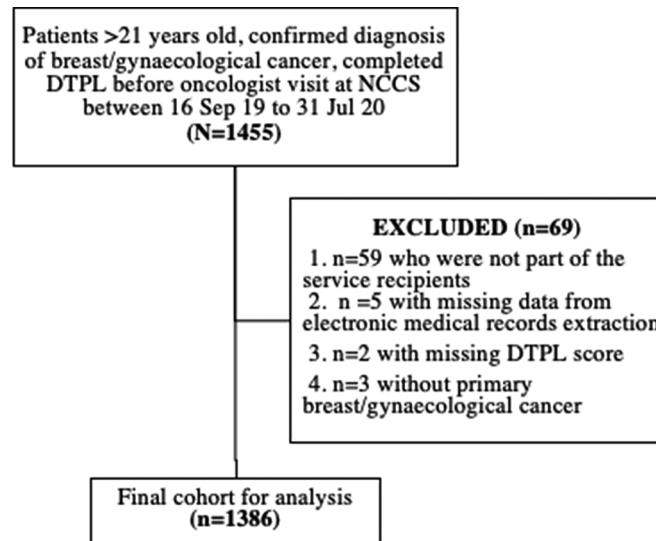
Two-sided statistical tests were performed, and a *p*-value of <0.05 denotes statistical significance. All statistical analyses were conducted with Stata/SE 16.1.

Results

Cohort characteristics

Among 1455 patients who completed distress screening between 16 September 2019 and 31 July 2020, 1386 patients were included in the analysis. The flow diagram and reasons for exclusion are summarized in Figure 2. Overall, the mean age was 59.4 ± 11.1 years and 1382 patients (99.7%) were female because of the cancers of interest: 1238 patients (89.3%) had breast cancer while 52 patients (10.7%) had gynecological cancer as their latest cancer diagnosis.

Based on the DT cutoff score of 4, 510 patients (36.8%) were classified as having high distress. The demographics and clinical characteristics of the patients are summarized in Table 1. Apart from age, time from diagnosis, ECOG performance status, and presence of psychiatric diagnosis, both groups were comparable in other demographics and clinical characteristics.



Abbreviations: NCCS: National Cancer Center Singapore, DTPL: Distress thermometer & Problem List

Fig. 2. Flow diagram for selection of patients included for final analysis.

Factors associated with distress

Factors associated with high distress are found in Table 2. For demographic variables, only age was associated with self-reported high distress. Compared to patients 40–65 years old, patients <40 years old had a 1.48 (95% CI 0.83–2.63) higher odds of distress and those ≥ 65 years old had a 0.58 (95% CI 0.44–0.77) lower odds of distress. For clinical variables, presence of psychiatric disorder, ECOG performance status, and time from cancer diagnosis were associated with distress. Compared to those without psychiatric diagnosis, patients with psychiatric diagnosis had a 2.53 (95% CI 1.52–4.21) higher odds of distress. Compared to those with ECOG 0, patients with ECOG 1 had a 1.46 (95% CI 1.07–2.00) higher odds of distress and those with ECOG ≥ 2 had 2.93 (95% CI 1.69–5.06) higher odds of distress. Compared to patients who had cancer diagnosis for >1 to 5 years, patients who had cancer diagnosis for >0 to 1 year had a 1.42 (95% CI 1.06–1.89) higher odds of distress, while those with >5 years had a 0.998 (95% CI 0.75–1.33) lower odds of distress.

The subgroup analysis found that among the factors identified to be associated with distress in the cohort, there were differences in the factors associated with distress among the 3 different survivorship phases (Supplementary Table S5). In the 0–1 year survivorship phase, only age was found to be associated with distress. In the >1 to 5 years survivorship phase, presence of psychiatric disorder and ECOG performance were found to be associated with distress. For >5 years survivorship phase, age, presence of psychiatric disorder, and ECOG performance status were all associated with distress.

Acute health-care service utilization

Within 30 days after distress screening, 38 (2.7%) patients had ≥ 1 ED visits (range: 1–3). Demographics and clinical characteristics of patients with and without ED visit(s) are summarized in Supplementary Table S1. Higher proportion of patients with high distress had ≥ 1 ED visits within 30 days after distress screening, compared to the low distress group (4.5% vs 1.7%). From the univariate analysis, the high distress patients

had 2.71 (95% CI 1.40–5.24) times greater odds of having ≥ 1 ED visits within 30 days after distress screening than low distress patients. The association remains significant with OR 2.33 (95% CI 1.19–4.55) after controlling for potential confounders (i.e., time from cancer diagnosis and ECOG performance status), and OR was lower at 2.25 (95% CI 1.14–4.43) after controlling for additional predictors of ED visits (i.e., cancer diagnosis and age) (Table 3, Supplementary Table S3).

Seventy-one patients (5.1%) had ≥ 1 all-cause hospitalization (range: 1–5) within 30 days after their distress screening. Demographics and clinical characteristics of patients with and without hospitalization(s) are summarized in Supplementary Table S2. Higher proportion of 8% in the high distress group had ≥ 1 hospitalization compared to 3.4% in the low distress group. Patients with high distress had 2.47 (95% CI 1.52–4.00) times greater odds of having ≥ 1 hospitalization within 30 days after distress screening compared to low distress patients. The association remained significant with OR 2.15 (95% CI 1.31–3.52) after controlling for potential confounders (i.e., time from cancer diagnosis and ECOG performance status) and 2.11 (95% CI 1.27–3.50) after controlling for both potential confounders and predictors of hospitalizations (i.e., cancer diagnosis and age) (Table 3, Supplementary Table S4). In addition, interaction effects between distress and survivorship phases (i.e., time from cancer diagnosis) were not found to be significant in both models (Supplementary Table S6).

Problem list

The high distress group identified significantly more problems, with a median of 5 problems (IQR: 2–8), compared to 1 problem (IQR: 0–3) ($p < 0.0001$) in the low distress group (Table 4). The prevalence of having ≥ 1 problem in each of the 5 domains were significantly greater in the high distress group: physical (88.8% vs 62.4%), emotional (62.0% vs 19.3%), practical (44.7% vs 19.2%), family/relationship (16.7% vs 4.3%), and spiritual/religion (13.1% vs 2.3%) (Table 4). The profile of problems in both groups also differed – the top 5 problems for the high distress group were feeling tired (47.5%), worry/fear/anxiety (45.7%), pain (37.1%), sleep

Table 1. Baseline demographics and clinical characteristics of patients in low and high distress group

	Low distress (n = 876)	High distress (n = 510)	p-Value
<i>Demographics</i>			
<i>Age</i>			
Mean age (±SD)	60.1 ± 10.8	58.3 ± 11.4	0.0049*
Age group, n (%)			0.016*
27–39	29 (3.3)	27 (5.3)	
40–64	536 (61.2)	335 (65.7)	
≥65	311 (35.4)	148 (29.0)	
Gender, n (%)			0.583
Female	874 (99.8)	508 (99.6)	
Nationality, n (%)			0.223
Singaporean/ permanent resident	828 (94.5)	490 (96.1)	
Foreigners	48 (5.5)	20 (3.9)	
Ethnicity, n (%)			0.859
Chinese	678 (77.4)	393 (77.0)	
Malay	88 (10.1)	57 (11.2)	
Indian	52 (5.9)	30 (5.9)	
Others ^a	58 (6.6)	30 (5.9)	
Marital status, n (%)			0.382
Single	128 (14.6)	94 (18.4)	
Married	597 (68.2)	337 (66.1)	
Divorced	36 (4.1)	22 (4.3)	
Widowed	76 (8.7)	37 (7.3)	
Unknown/missing	39 (4.4)	20 (3.9)	
Payment class, n (%)			0.113
Subsidized	703 (80.2)	432 (84.7)	
Private	133 (15.2)	61 (12.0)	
Nonresident	40 (4.6)	17 (3.3)	
Employment, n (%)			0.876
Yes	199 (22.7)	114 (22.4)	
<i>Clinicals</i>			
Cancer diagnosis, n (%)			0.657
Breast	780 (89.0)	458 (89.8)	
Gynecological	96 (11.0)	52 (10.2)	
Number of malignancies, n (%)			0.373
1	831 (94.9)	478 (93.7)	
≥2	45 (5.1)	32 (6.3)	
Presence of metastasis, n (%)			0.918
Yes	139 (15.9)	82 (16.1)	
Time from cancer diagnosis			
Median (months) (IQR)	38 (15–68)	31 (8–68)	0.013*

(Continued)

Table 1. (Continued.)

	Low distress (n = 876)	High distress (n = 510)	p-Value
Survivorship years, n (%)			0.089
≤1	201 (23.0)	144 (28.2)	
>1 to 5	412 (47.0)	22 (44.1)	
>5	263 (30.0)	141 (27.7)	
ECOG performance status, n (%)			0.001*
0	696 (79.4)	369 (72.3)	
1	146 (16.7)	104 (20.4)	
≥2	30 (3.4)	36 (7.1)	
Unsure/missing	4 (0.5)	1 (0.2)	
Charlson Comorbidity Index, n (%)			0.958
0	652 (74.4)	381 (74.7)	
1	162 (18.5)	95 (18.6)	
≥2	62 (7.1)	20 (3.9)	
Presence of psychiatric diagnosis ^b , n (%)			<0.001*
Yes	31 (3.5)	44 (8.6)	

Note: ECOG, Eastern Cooperative Oncology Group; IQR, interquartile range; and SD, standard deviation.

*p < 0.05, statistically significant difference.

^aEthnicity (others): Bangladeshi, Burmese, Caucasian, Eurasian, Filipino, Indonesian, Japanese, Pakistani, Sikh, Thai, and Vietnamese.

^bAnxiety, depression, polysubstance abuse/dependence, obsessive compulsive disorder, schizophrenia, mood disorder, adjustment disorder, bipolar disorder, acute stress reaction, and panic disorder.

Table 2. Multivariable analysis of variables associated with high distress (predictors of distress)

Variable	Value	Crude OR	95% CI	Adjusted OR ^a	95% CI
Age (years)	<40	1.49	0.87–2.56	1.48	0.83–2.63
	40–65	Ref	–	Ref	–
	≥65	0.76	0.60–0.97	0.58	0.44–0.77
Time from cancer diagnosis (years)	>0–1	1.31	1.00–1.71	1.42	1.06–1.89
	>1 to 5	Ref	–	Ref	–
	>5	0.98	0.76–1.27	0.998	0.75–1.33
Presence of psychiatric diagnosis	Yes	2.57	1.60–4.13	2.53	1.52–4.21
ECOG performance status	0	Ref	–	Ref	–
	1	1.34	1.01–1.78	1.46	1.07–2.00
	≥2	2.26	1.37–3.73	2.93	1.69–5.06

Note: CI, confidence interval; ECOG, Eastern Cooperative Oncology Group; OR, odds ratio; and Ref, reference.

^aAdjusted for age, time from cancer diagnosis, presence of psychiatric diagnosis, and ECOG score.

problems (33.9%), and tingling/numbness in feet/hands (31.2%), while they were tingling/numbness in feet/hands (21.2%), feeling tired (20.4%), pain (17.7%), hair/skin problems (15.2%), and sleep problems (15.0%) for the low distress group (Table 5). Of note, most of the problems were physical in nature, apart from

Table 3. Odds ratio for the association between distress levels and outcome measures (emergency department visits and hospitalization) within 30 days after self-reported Distress Thermometer and Problem List

Distress level	Number of patients	Prevalence of ≥ 1 outcome event	Unadjusted		Adjusted (Model 1) ^a		Adjusted (Model 2) ^a	
			OR	95% CI	OR	95% CI	OR	95% CI
ED visit								
Low distress	876	15 (1.7%)	Ref	–	Ref	–	Ref	–
High distress	510	23 (4.5%)	2.71	1.40–5.24	2.33	1.19–4.55	2.25	1.14–4.43
Hospitalization								
Low distress	876	30 (3.4%)	Ref	–	Ref	–	Ref	–
High distress	510	41 (8.0%)	2.46	1.51–4.00	2.15	1.31–3.52	2.11	1.27–3.50

Notes: Model 1: adjusted for time from cancer diagnosis and ECOG performance status. Model 2: adjusted for time from cancer diagnosis, ECOG performance status, cancer diagnosis, and age. CI, confidence interval; ECOG, Eastern Cooperative Oncology Group; and OR, odds ratio.

^a $n = 5$ with missing ECOG performance status; hence, adjusted multivariate model is based on $n = 1381$.

Table 4. Prevalence and median number of self-reported problems in total and across five domains: physical, emotional, practical, family/relationship, and spiritual

Domains	Prevalence/ median number of problems	Low distress ($n = 876$)	High distress ($n = 510$)	p -Value
All Problem list (total 41)	Median number of problems (IQR)	1 (0–3)	5 (2–8)	<0.0001*
Physical (total 22)	Prevalence of ≥ 1 problem, n (%)	547 (62.4%)	453 (88.8%)	<0.001*
	Median number of problems (IQR)	1 (0–2)	3 (1–5)	<0.0001*
Emotional (total 6)	Prevalence of ≥ 1 problem, n (%)	169 (19.3%)	316 (62.0%)	<0.001*
	Median number of problems (IQR)	0 (0–0)	1 (0–2)	<0.0001*
Practical (total 7)	Prevalence of ≥ 1 problem, n (%)	168 (19.2%)	228 (44.7%)	<0.001*
	Median number of problems (IQR)	0 (0–0)	0 (0–1)	<0.0001*
Family/relationship (total 3)	Prevalence of ≥ 1 problem, n (%)	38 (4.3%)	85 (16.7%)	<0.001*
Spiritual/religious (total 3)	Prevalence of ≥ 1 problem, n (%)	20 (2.3%)	67 (13.1%)	<0.001*

Note: Median with IQR only shown for domains with overall $\geq 25\%$ prevalence. IQR, interquartile range.

* $p < 0.05$, statistically significant difference.

worry/fear/anxiety being an emotional problem, which was the second most common problem in the high distress group but the sixth most common problem in the low distress group (13.2%) (Table 5).

Discussion

This study identified characteristics associated with high distress and explored the relationship between distress and acute health-care services utilization in a cohort of patients with breast and gynecological cancer across survivorship phases and cancer stages at an Asian cancer center. One out of 3 patients self-reported to have high distress on their first distress screening, with patients of younger age and having previous psychiatric diagnosis, poorer ECOG performance status, and shorter duration from cancer diagnosis being associated with high distress. Self-reported high distress using DTPL was associated with higher odds of having at least 1 ED visit or at least 1 hospitalization within 30 days post distress screening.

The 4 factors associated with distress in our cohort of breast and gynecological patients (i.e., younger age, previous psychiatric diagnosis, poorer ECOG performance status, and shorter duration from cancer diagnosis to distress screening) were broadly consistent with existing literature (Jewett et al. 2020; Jørgensen et al. 2016; Riba et al. 2019; Syrowatka et al. 2017). Even though NCCN guidelines (Riba et al. 2019) identify presence of metastasis (proxy for advanced cancer diagnosis) and comorbidities as factors associated with distress, results from published literature were mixed. In a systematic review for breast cancer patient survivors (Syrowatka et al. 2017), only 3 out of the 21 included studies found an association for advanced cancer diagnosis, while 5 out of the 9 included studies found an association for comorbidities. Our study found that both the variables presence of metastasis and comorbidities were not associated with distress. A possible reason for lack of associations could be that patients with advanced cancer or patients with more comorbidities could have received more support in terms of health-care services, for example, palliative care, which could have allayed their problems and hence their sources of distress. The discussion of the subgroup analysis of factors associated with distress among different survivorship phases (i.e., time from cancer diagnosis) is beyond the scope of this paper, given the exploratory intent to identify factors of distress with the cohort, and would be a further area of research in future papers.

Developing a better understanding of the clinical and demographic profiles associated with high distress may facilitate more efficient allocation of resources for earlier intervention in patients and in turn reduce future unnecessary acute health-care utilization. This information could also guide the development of processes to proactively screen for distress in at-risk population. Rather than providing supportive services for all patients with cancer, some of whom may not require them, identifying a subpopulation with

Table 5. Top 5 problems (in descending order) for patients in low and high distress group

Low distress (n = 876)			High distress (n = 510)		
Domain	Problem	No. of patients (%)	Domain	Problem	No. of patients (%)
Physical	Tingling/numbness in feet/hands	186 (21.2)	Physical	Feeling tired	242 (47.5)
Physical	Feeling tired	179 (20.4)	Emotional	Worry/fear/anxiety	233 (45.7)
Physical	Pain	155 (17.7)	Physical	Pain	189 (37.1)
Physical	Hair/skin problems	133 (15.2)	Physical	Sleep problems	173 (33.9)
Physical	Sleep problems	131 (15.0)	Physical	Tingling/numbness in feet/hands	159 (31.2)
Emotional	Worry/fear/anxiety (for reference)	116 (13.2)			

clinical or demographic factors associated with high distress could facilitate more efficient resource allocation to patients who are more likely to require supportive care.

Current evidence regarding the impact of distress on acute health-care services utilization is limited and inconclusive, particularly for the Asian setting. Our study found that self-reported high distress was associated with higher odds of acute health-care service utilization. This was similar to the trend based on available literature, even though direct comparisons with studies (Han et al. 2015; Hildenbrand et al. 2020) that showed positive associations would be limited by the heterogeneity in study designs, measures used, and cancer populations. Underlying mechanisms behind the association between self-reported distress and ED visits or hospitalizations have not been clearly elucidated in the literature. These can be multifactorial and possibly changing along the patients' cancer trajectory – for instance patients in the active treatment phase may encounter more physical problems related to treatment side effects, while long-term survivors may be more worried about recurrence. This complexity is further compounded by the broad construct of cancer-related distress, which encompasses various domains – psychological, physical, social, and spiritual (Riba et al. 2019).

One possible suggestion for the association between distress and acute health-care service utilization could possibly be mediated by symptom perception (i.e., individuals' complaints about physical symptoms such as fatigue or chest symptoms) which is related to poor perceived health (Koopmans and Lamers 2007). Distress could also be a proxy of the symptom burden that is associated with ED visits and hospitalizations. In this study, we found that patients with self-reported high distress had identified significantly more problems compared to those with low distress. In particular for the top 5 problems, there were significantly higher prevalence of physical (fatigue, pain, sleep issues, and peripheral neuropathy) and emotional (worry/fear/anxiety) problems in the high distress group. In addition, given that the problem of worry/fear/anxiety was significantly higher in the high distress group, it can be postulated that the psychological element of distress could result in reduced coping mechanisms and reduced threshold for seeking tertiary health-care services. Future studies could explore the possible underlying mechanisms that could account for the impact of distress on utilization of acute care services.

This study had a few limitations. First, health-care services utilization data from only one hospital was available and this could underestimate the true utilization frequency. However, most admissions should be captured as most patients would be admitted to this hospital, which is collocated within the same campus as the outpatient cancer service. Second, due to the retrospective nature

of the study, data collected was limited to variables routinely collected in the electronic medical records and some data could not be accurately extracted from the clinical records for meaningful analysis. For instance, details on cancer staging were not updated and the end dates of treatment, for example, hormonal therapy, chemotherapy, were not available to identify if patients were still on treatment, and arbitrary assumptions to account for them could introduce more confounders. Therefore, to mitigate these issues, the stage of cancer was accounted for by the presence of metastasis as that has the most significant impact on the prognosis and treatment intent, while time from cancer diagnosis to distress screening was used as a proxy for how likely patients would be on active treatment. The variable “payment class” was used as a proxy for social economic status, which was also not available.

In conclusion, this study identified factors associated with distress in breast and gynecological cancer patients in Singapore, which would be helpful with identification of subpopulation at risk for early intervention. This study also found that high patient-reported distress is associated with higher odds of acute health-care services utilization in terms of ED visits and hospitalizations. Expounding the underlying mechanisms behind the association between distress and health-care utilization will provide directions on appropriate interventions in the framework of managing distress to reduce unnecessary health-care use and eventually health-care costs. Clinically, this study also adds to the body of evidence for routine distress screening and supportive care by affirming the potential cost-benefit of allocating health-care resources to this area of service. Distress screening can possibly be a useful patient-reported outcome measure that can have actionable interventions with practical benefits for health-care systems.

Supplementary material. The supplementary material for this article can be found at <https://doi.org/10.1017/S1478951522001444>.

Acknowledgments. We would like to thank the research co-ordinators of the Accessible Cancer Care to Enable Support for Survivors (ACCESS) program for the data collection and Michelle Tan for her assistance with data extraction and data cleaning.

Funding. The ACCESS program is supported by Temasek Foundation, Singapore Millennium Foundation Research Grant Programme from Temasek Foundation Innovates, the Singapore Ministry of Health's (MOH) National Medical Research Council (NMRC) under the National Cancer Centre Singapore (NCCS) Centre Grant (NMRC/CG1/002/2021-NCCS), and NCCS Cancer Fund. The study is also funded by Academic Medicine – Enhancing Training, Healthcare, Outcomes & Standards Duke-NUS Medical Student Fellowship.

Conflict of interest. None declared.

References

- Barry V, Stout ME, Lynch ME, *et al.* (2020) The effect of psychological distress on health outcomes: A systematic review and meta-analysis of prospective studies. *Journal of Health Psychology* **25**(2), 227–239. doi:10.1177/1359105319842931
- Batty GD, Russ TC, Stamatakis E, *et al.* (2017). Psychological distress in relation to site specific cancer mortality: Pooling of unpublished data from 16 prospective cohort studies. *BMJ* **356**, j108. doi:10.1136/bmj.j108
- Compen FR, Adang EMM, Bisseling EM, *et al.* (2018) Exploring associations between psychiatric disorder, psychological distress, and health care utilization in cancer patients. *Psycho-Oncology* **27**(3), 871–878. doi:10.1002/pon.4591
- DiMatteo MR, Lepper HS and Croghan TW (2000) Depression is a risk factor for noncompliance with medical treatment: Meta-analysis of the effects of anxiety and depression on patient adherence. *Archives of Internal Medicine* **160**(14), 2101–2107. doi:10.1001/archinte.160.14.2101
- Donovan KA, Grassi L, Deshields TL, *et al.* (2020) Advancing the science of distress screening and management in cancer care. *Epidemiology and Psychiatric Sciences* **29**, e85. doi:10.1017/S2045796019000799
- Ehlers SL, Davis K, Bluethmann SM, *et al.* (2018) Screening for psychosocial distress among patients with cancer: Implications for clinical practice, healthcare policy, and dissemination to enhance cancer survivorship. *Translational Behavioral Medicine* **9**(2), 282–291. doi:10.1093/tbm/iby123
- Han X, Lin CC, Li C, *et al.* (2015) Association between serious psychological distress and health care use and expenditures by cancer history. *Cancer* **121**(4), 614–622. doi:10.1002/cncr.29102
- Head BA, Schapmire TJ, Keeney CE, *et al.* (2012) Use of the Distress Thermometer to discern clinically relevant quality of life differences in women with breast cancer. *Quality of Life Research* **21**(2), 215–223. doi:10.1007/s11136-011-9934-3
- Hildenbrand JD, Park H, Casarett D, *et al.* (2020) Patient-reported distress and healthcare utilization in patients with advanced cancer. *Journal of Clinical Oncology* **38**(15_suppl), 12093–12093. doi:10.1200/JCO.2020.38.15_suppl.12093
- Jewett PI, Teoh D, Petzel S, *et al.* (2020) Cancer-related distress: Revisiting the utility of the National Comprehensive Cancer Network distress thermometer problem list in women with gynecologic cancers. *JCO Oncology Practice* **16**(8), e649–e659. doi:10.1200/JOP.19.00471
- Jørgensen L, Laursen BS, Garne JP, *et al.* (2016) Prevalence and predictors of distress in women taking part in surgical continuity of care for breast cancer: A cohort study. *European Journal of Oncology Nursing* **22**, 30–36. doi:10.1016/j.ejon.2016.01.004
- Koopmans GT and Lamers LM (2007) Gender and health care utilization: The role of mental distress and help-seeking propensity. *Social Science & Medicine* **64**(6), 1216–1230. doi:10.1016/j.socscimed.2006.11.018
- Lash RS, Bell JF, Reed SC, *et al.* (2017) A systematic review of emergency department use among cancer patients. *Cancer Nursing* **40**(2), 135–144. doi:10.1097/NCC.0000000000000360
- Lim HA, Mahendran R, Chua J, *et al.* (2014) The Distress Thermometer as an ultra-short screening tool: A first validation study for mixed-cancer outpatients in Singapore. *Comprehensive Psychiatry* **55**(4), 1055–1062. doi:10.1016/j.comppsy.2014.01.008
- Mehnert A, Hartung TJ, Friedrich M, *et al.* (2018) One in two cancer patients is significantly distressed: Prevalence and indicators of distress. *Psycho-Oncology (Chichester, England)* **27**(1), 75–82. doi:10.1002/pon.4464
- Meyers EA (2008) Health Care Services Utilization. In Boslaugh S (ed), *Encyclopedia of Epidemiology*. Thousand Oaks, CA: SAGE Publications, 470–471.
- Miller K, Merry B and Miller J (2008) Seasons of survivorship revisited. *The Cancer Journal (Sudbury, Mass.)* **14**(6), 369–374. doi:10.1097/PPO.0b013e31818edf60
- National Registry of Disease Office, Health Promotion Board (2021) Singapore Cancer Registry Annual Report 2018. Singapore: Ministry of Health Singapore.
- Prince RM, Powis M, Zer A, *et al.* (2019) Hospitalisations and emergency department visits in cancer patients receiving systemic therapy: Systematic review and meta-analysis. *European Journal of Cancer Care* **28**(1), e12909. doi:10.1111/ecc.12909
- Riba MB, Donovan KA, Andersen B, *et al.* (2019) Distress management, version 3.2019, NCCN clinical practice guidelines in oncology. *Journal of the National Comprehensive Cancer Network* **17**(10), 1229. doi:10.6004/jnccn.2019.0048
- Sun H, Thapa S, Wang B, *et al.* (2020) A systematic review and meta-analysis of the distress thermometer for screening distress in Asian patients with cancer. *Journal of Clinical Psychology in Medical Settings* **28**(2), 212–220. doi:10.1007/s10880-020-09705-9
- Syrowatka A, Motulsky A, Kurteva S, *et al.* (2017) Predictors of distress in female breast cancer survivors: A systematic review. *Breast Cancer Research and Treatment* **165**, 229–245. doi:10.1007/s10549-017-4290-9
- Wang G-L, Cheng C-T, Feng A-C, *et al.* (2017) Prevalence, risk factors, and the desire for help of distressed newly diagnosed cancer patients: A large-sample study. *Palliative & Supportive Care* **15**(3), 295–304. doi:10.1017/S1478951516000717
- Zabora J, BrintzenhofeSzoc K, Curbow B, *et al.* (2001) The prevalence of psychological distress by cancer site. *Psycho-Oncology* **10**(1), 19–28. doi:10.1002/1099-1611(200101/02)10:1<19::AID-PON501>3.0.CO;2-6