

# First report on ALS herbicide resistance in barnyardgrass (*Echinochloa crus-galli*) from rice fields of India

## Research Article

**Cite this article:** Choudhary VK, Reddy SS, Mishra SK, Gharde Y, Kumar S, Yadav M, Barik S, Singh PK (2023) First report on ALS herbicide resistance in barnyardgrass (*Echinochloa crus-galli*) from rice fields of India. *Weed Technol.* **37**: 236–242. doi: [10.1017/wet.2023.24](https://doi.org/10.1017/wet.2023.24)

Received: 23 September 2022

Revised: 27 January 2023

Accepted: 31 March 2023

First published online: 13 April 2023

### Associate Editor:

R. Joseph Wuerffel, Syngenta

### Nomenclature:









Bispyribac-sodium; barnyardgrass; *Echinochloa crus-galli* (L.) P. Beauv.; rice; *Oryza sativa* L.

### Keywords:

ALS enzyme activity; ALS-inhibiting herbicide; barnyardgrass

### Author for correspondence:

Vijay K. Choudhary, Senior Scientist, ICAR-Directorate of Weed Research, Jabalpur, Madhya Pradesh, India, 482004  
Email: [ind\\_vc@rediffmail.com](mailto:ind_vc@rediffmail.com)

Vijay K. Choudhary<sup>1</sup> , Seshadri S. Reddy<sup>2</sup> , Subhash K. Mishra<sup>3</sup> ,  
Yogita Gharde<sup>4</sup> , Sunil Kumar<sup>5</sup> , Mayank Yadav<sup>6</sup> , Suhrid Barik<sup>7</sup>  and  
P.K. Singh<sup>8</sup> 

<sup>1</sup>Senior Scientist, ICAR-Directorate of Weed Research, Jabalpur, Madhya Pradesh, India; <sup>2</sup>Weed Scientist, Corteva Agriscience, Indianapolis, USA; <sup>3</sup>Project Fellow, ICAR-Directorate of Weed Research, Jabalpur, Madhya Pradesh, India; <sup>4</sup>Scientist, ICAR-Directorate of Weed Research, Jabalpur, Madhya Pradesh, India; <sup>5</sup>Principal Biologist, Corteva AgriScience, Hyderabad, Telangana, India; <sup>6</sup>Head, Field Solutions R&D, Bayer Crop Science, Thane, Maharashtra, India; <sup>7</sup>Field Scientist, Corteva AgriScience, Hyderabad, Telangana, India and <sup>8</sup>Principal Scientist, ICAR-Directorate of Weed Research, Jabalpur, Madhya Pradesh, India

### Abstract

Bispyribac-sodium, a herbicide that inhibits acetolactate synthase (ALS), is frequently used in rice fields in India to control weeds, including the most common noxious weed, barnyardgrass. However, rice growers have recently reported reduced control of barnyardgrass with bispyribac-sodium. Hence, a large-scale survey was carried out to assess bispyribac-sodium resistance in Chhattisgarh and Kerala, two rice-growing states. Open-field pot experiments were conducted for 2 yr to confirm resistance to bispyribac-sodium. Of the 37 biotypes tested, 30% (11) survived the recommended label rate of bispyribac-sodium (25 g ai ha<sup>-1</sup>). The effective rate of bispyribac-sodium required to achieve 50% control (ED<sub>50</sub>) of putative resistant biotypes ranged from 18 to 41 g ha<sup>-1</sup>, whereas it was about 10 g ha<sup>-1</sup> for susceptible biotypes. This suggests that putative biotypes were two to four times more resistant to bispyribac-sodium. At 6 d after herbicide application, an in vitro enzyme assay demonstrated higher ALS enzyme activity in putative resistant biotypes (66% to 75%) compared with susceptible biotypes (48% to 52%). This indicates the presence of an insensitive ALS enzyme in those biotypes and a target site mutation as a possible mechanism for resistance. Whole-plant bioassays also suggested that the resistance problem is more widespread in Chhattisgarh than in Kerala. This study confirmed the first case of evolved resistance in barnyardgrass to bispyribac-sodium in rice fields of India.

## Introduction

Rice is the primary staple food for about 50% of the world's population, with the majority of consumers living in Asia, sub-Saharan Africa, and South America. Asian countries grow 90% of the rice produced in the world. In India, rice is grown on 45 million ha of land with a production of about 120 billion kg. This accounts for 27% and 24% of the harvested rice hectares and total rice produced in the world, respectively (USDA-ERS 2021). Transplanted rice in flooded soil is the most common rice system in India, but direct seeded rice (DSR) is gaining popularity because of its lower input demand and overall simplicity (Raj and Syriac 2017; Rao et al. 2007). In traditional rice cultivation, rice seedlings are transplanted into puddled soil with standing water; but in DSR, seeds are directly drilled into the soil. This process eliminates the laborious process of puddling and transplanting. It also greatly reduces the crop's water requirement. However, DSR is more vulnerable to weeds than transplanted rice. Unlike transplanted rice, no standing water is required by DSR to suppress emerging weeds at crop establishment. Rice and weeds emerge simultaneously in DSR fields causing early weed competition. A long-term study in India reported 21% yield loss in DSR compared with a 14% loss in transplanted rice (Gharde et al. 2018). Some other DSR trials reported even up to 82% yield loss (Mahajan et al. 2009). Among grass weeds of rice, barnyardgrass is the most common noxious weed. It is widely adapted to conditions of DSR fields (Rao et al. 2007). Barnyardgrass is a C<sub>4</sub> species and a prolific seed producer with an adaptive capability in a wide range of soils (Bagavathiannan et al. 2012; Chauhan and Johnson 2009). Worldwide studies have reported that barnyardgrass can cause extensive interference throughout the season, affect photosynthesis and physiological characteristics of rice, and ultimately, serious yield losses and seed quality deterioration (Marchesi and Chauhan 2019; Wang et al. 2019; Zhang et al. 2017, 2021). It was reported that barnyardgrass

even at a low density of one plant per square meter can reduce yields by 257 kg ha<sup>-1</sup> in rice (Stauber et al. 1991).

A majority of rice growers in India prefer to use herbicides for weed management because they are readily available, less expensive than mechanical and hand weeding, easy to apply, and efficient in controlling weeds (Choudhary and Dixit 2018). For the past decade, rice growers in India have used herbicides such as bensulfuron, bispyribac-sodium, chlorimuron-ethyl, ethoxysulfuron, metsulfuron-methyl, penoxsulam, and pyrazosulfuron that inhibit acetolactate synthase (ALS) (Choudhary and Dixit 2018). ALS-inhibiting herbicides prevent the synthesis of the ALS enzyme, which is involved in the biosynthesis of branched-chain amino acids valine, leucine, and isoleucine (Mc Court et al. 2006; Poston et al. 2002). These amino acids are needed for the growth and development of a plant. In the absence of ALS enzyme, root and shoot growth is drastically reduced because of a reduction in plant metabolism and cell division that ultimately leads to plant death (Lamego et al. 2009; Salamanes et al. 2015; Yoon et al. 2003).

Exclusive and recurrent use of herbicides with the same mode of action (MOA) may promote change in the weed flora from easily controllable weeds to more competitive weeds and evolution of herbicide-resistant weeds (Jugulam and Shyam 2019). It has been recognized that ALS-inhibiting herbicides are more prone to select resistant weeds than other herbicides with different MOAs. This is mainly attributed to widespread use of these herbicides and their ability to cause strong selection pressure on sensitive biotypes (Tranel and Wright 2002). To date it has been reported that worldwide, 169 weed species have shown evolved resistance to ALS-inhibiting herbicides, and among those, 43 weeds exist among rice crops (Heap 2022). Barnyardgrass has been reported to be resistant to ALS-inhibiting herbicides from 14 countries so far (Heap 2022). Among them, most of the cases were reported from rice fields, and those biotypes showed cross-resistance to several ALS-inhibiting herbicides. It was reported that in most cases, resistance to ALS-inhibiting herbicides is caused by an altered target site (i.e., the ALS enzyme; Tranel and Wright 2002). To date, 28 possible substitutions of amino acids in the ALS enzyme were identified in different weed species that resulted in target site-based resistance (Božić et al. 2015; Brosnan et al. 2016; Powles and Yu 2010). Moreover, a nontarget site-based resistance mechanism is also a possibility but has been less explored (Mei et al. 2017).

For the last decade, rice farmers in India have widely used the ALS-inhibiting herbicide bispyribac-sodium, which belongs to class of pyrimidinylthiobenzoates. As a systemic postemergence herbicide, it has proved to be extremely effective on several broad-leaf weeds, grasses, and sedges present in rice (Kumar et al. 2013; Rawat et al. 2012; Veeraputhiran and Balasubramanian 2013). However, lately, rice farmers in India are experiencing poor barnyardgrass control with bispyribac-sodium. Some field studies also reported failed barnyardgrass control with the herbicide (Choudhary and Dixit 2018). Evolution of resistance in barnyardgrass for bispyribac-sodium has been already reported in Italy, South Korea, Turkey, Brazil, the United States, China, and Iran (Chen et al. 2016; Haghnama and Mennan 2020; Heap 2022; Kacan et al. 2020; Riar et al. 2012). However, ALS-resistant barnyardgrass has not yet been confirmed in India. Recently, bispyribac-sodium resistance in another predominant weed, smallflower umbrella sedge (*Cyperus difformis*), has been reported in rice fields in India (Choudhary et al. 2021). Hence it is possible that barnyardgrass has developed resistance to the herbicide. To confirm this, trials were conducted with an objective of evaluating and

characterizing the resistance levels to bispyribac-sodium in barnyardgrass in rice fields of India.

## Materials and Methods

### Collection of Putative Resistant Biotypes

Most of the reports about failed or inconsistent barnyardgrass control in rice with bispyribac-sodium occurred in Chhattisgarh and Kerala states (VKC, personal observation). Hence, a large-scale survey was carried out in those two states to determine the extent of the problem. A total of 188 farmers (120 from Chhattisgarh and 68 from Kerala) were interviewed in 2017. Based on survey responses, Thrissur and Alappuzha districts in Kerala, and Dhamtari and Raigarh districts in Chhattisgarh were selected from which to collect seed samples. A total of 37 seed samples (25 from Chhattisgarh and 12 from Kerala) were collected from mature barnyardgrass plants that survived bispyribac-sodium spray in DSR fields prior to crop harvest (Figure 1). From each field, seed samples were collected from five locations, and they were combined to make one composite sample. Each composite sample was considered as one biotype.

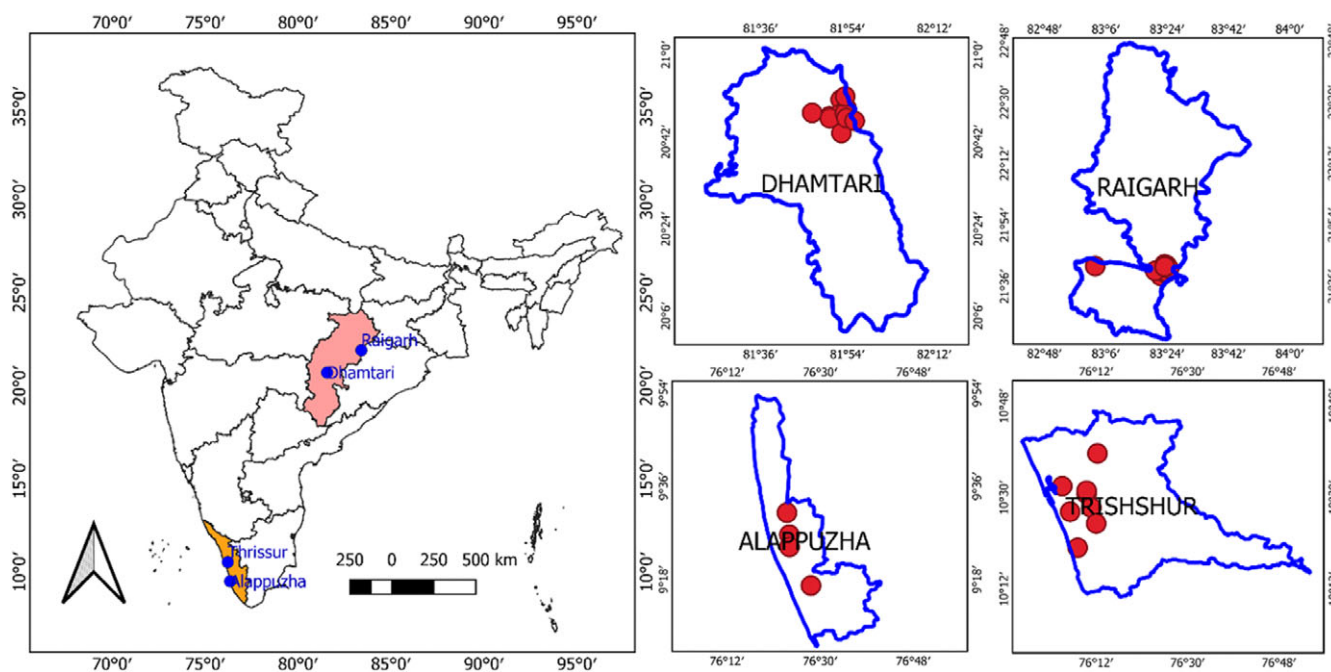
### Description of Climate and Soil Type at the Study Site

Open-field pot experiments were conducted for 2 yr during rainy season (i.e., June to August 2018 and 2019) at the Directorate of Weed Research in Jabalpur, India. The experimental site is located at 23.132°N, 79.592°E with a subtropic climate that receives about 1,400 mm of rainfall annually. On average, 365 mm of rainfall occurred during the trial period. The mean maximum temperature was 33 C, and the minimum temperature was 25 C. The soil was a fine, montmorillonitic hyperthermic, Typic Hapluster that belongs to the Kheri series. The soil pH was 7.1, and organic carbon content was 0.59%.

### Whole-Plant Dose-Response Assay

Plastic pots (15-cm height, 15-cm diameter) were used to grow all biotypes. The pots were filled with soil that was autoclaved at 120 C for 30 min. Around 20 to 25 barnyardgrass seeds were planted in each pot, and optimum soil moisture conditions were maintained to simulate field conditions of a DSR system. Fifteen uniform plants were maintained in each pot by thinning out extra plants, and they were grown in a 14-h photoperiod. Plants were treated with herbicides when they were at the 3- to 5-leaf stage. The experimental design was a completely randomized design with six replications. Herbicide treatments include bispyribac-sodium (Nominee Gold® 10% SC; PI Industries, Gurgaon, India) at 12.5, 25, 50, 100, and 200 g ai ha<sup>-1</sup>, and an untreated control. The recommended use rate of the herbicide is 20 to 25 g ai ha<sup>-1</sup>.

Treatments were applied to all putative bispyribac-sodium resistant (BR) biotypes and two known susceptible biotypes with a solar-powered backpack sprayer with a spray volume of 375 L ha<sup>-1</sup>. The sprayer was fitted with a flat-fan nozzle calibrated to deliver 3 L min<sup>-1</sup> at a pressure of 350 kPa. The susceptible biotypes, one each from Chhattisgarh (CGDEC-4) and Kerala (KATEC-32), were included as standard checks for comparison purposes. Seeds for these two biotypes were collected from the edges of rice fields where barnyardgrass control was not a problem with application of bispyribac-sodium. After herbicide application plants were irrigated to maintain optimum level of water to simulate DSR. From the six treated replications, three replications were used to



**Figure 1.** Geographical distribution of the locations from where the 37 barnyardgrass biotypes were collected.

collect plant samples for the analysis of ALS enzyme activity at 6 d after herbicide application (DAHA), and the remaining three replications were used to assess visible control and biomass at 21 DAHA.

### Observations

#### *In vitro* ALS enzyme assay

Six days after herbicide application, about 10 g of aboveground plant samples were collected from three replications that were maintained for purposes of analyzing ALS enzyme activity. Plant samples were collected from all biotypes including susceptible ones, and stored at  $-80^{\circ}\text{C}$ . They were analyzed for enzyme activity following the method suggested by Uchino et al. (2007). This assay detects acetoin production via acetolactate, the ALS enzyme product. Distilled water (3 ml) was added to 100 mg of frozen leaf tissue and thawed at  $25^{\circ}\text{C}$  for 45 min by shaking the samples at 15-min intervals using a vortex mixer. Then leaf residue was discarded by filtering the aliquot. Fifty microliters of 6N  $\text{H}_2\text{SO}_4$  was added to 3 ml of the homogenate aliquot and mixed for a few seconds. To convert acetolactate to acetoin, the samples were incubated for 0.5 h at  $60^{\circ}\text{C}$ . Subsequently, a 1-ml aliquot of creatine and  $\alpha$ -naphthol solution (0.09% and 0.9% wt/vol, respectively) in 2N NaOH was added to the mixture to stop the reaction, and the solution was mixed in a vortex mixer for 4 to 5 s. The solution was then placed in a water bath at  $60^{\circ}\text{C}$  for 0.5 h to allow the color to change from white to pink or red. A greater color intensity indicates a higher quantity of acetoin, which means greater ALS enzyme activity. The absorption was measured at 530 nm and converted into micrograms of acetoin per gram of fresh foliage using a standard curve. Results were expressed as a percentage of enzyme activity compared with the untreated control.

#### Visible control and biomass reduction

At 21 d after herbicide application, visible control ratings were recorded on a scale of 0% (no control) to 100% (complete plant

death). After taking visible control ratings, from each pot, five barnyardgrass plants were randomly selected and harvested at ground level and placed in paper bags. Those samples were oven-dried at  $60 \pm 2^{\circ}\text{C}$  until stable dry weights were achieved. All the aboveground dry biomass values were converted into percent biomass reduction compared to the untreated control plants using the following formula:

$$\text{Biomass reduction (\%)} = [(U - T)/U] \times 100 \quad [1]$$

where  $U$  is the average dry weight of the aboveground biomass from the three untreated control replicates of a biotype and  $T$  is the aboveground biomass of an individual treated replicate for the same biotype. After collecting samples for biomass, the remaining plants were allowed to set seed. Their seed heads were covered with cloth bags to allow self-pollination. Of the 37 biotypes tested in the first year, 11 biotypes survived the  $1\times$  rate of bispyribac-sodium. The seed collected from those 11 biotypes were used for the second-year trial (only 11 biotypes were tested in the second-year trial).

### Statistical Analysis

From the 37 tested putative BR biotypes, 11 survived the  $1\times$  rate ( $25\text{ g ha}^{-1}$ ) of bispyribac-sodium. Hence, data are presented here for only those 11 biotypes and are compared with two susceptible biotypes (Table 1). Data from both years were pooled because there was no significant interaction between treatment and year. A non-linear regression model was fitted to visible control and biomass reduction data in response to herbicide dose using the *drm()* function in R software (version 4.2.2; R Foundation for Statistical Computing, Vienna, Austria) with the *DRC* package (Knezevic et al. 2007). The amount of bispyribac-sodium required to provide 50% control of barnyardgrass ( $\text{ED}_{50}$ ) or to reduce 50% of the biomass ( $\text{GR}_{50}$ ) was estimated by using the following two-parameter log-logistic model:

**Table 1.** Visible control of barnyardgrass with bispyribac-sodium at 21 d after treatment.<sup>a,b,c</sup>

Biotype	Bispyribac-sodium				
	g ai ha <sup>-1</sup>				
	12.5 (0.5×)	25 (1×)	50 (2×)	100 (4×)	200 (8×)
	-% Visual control				
CGDEC-3	32 dE	53 bcD	80 cC	92 bcB	100 aA
CGDEC-5	34 cdE	50 cD	79 cC	86 dB	100 aA
CGDEC-10	31 dE	55 bcD	82 cC	94 bB	100 aA
CGREC-13	34 cdE	52 bcD	79 cC	90 bcdB	100 aA
CGREC-15	20 eE	38 dB	58 cC	74 eB	83 bA
CGREC-17	35 cE	49 cD	78 cC	92 bcB	100 aA
CGREC-18	39 bE	58 bD	83 bC	93 bcB	100 aA
CGREC-20	32 cdE	55 bcD	79 bC	87 dB	100 aA
CGREC-21	21 eD	37 dC	56 cB	75 eA	81 bA
CGREC-23	21 eD	38 dC	55 cB	77 eA	84 bA
KATEC-30	33 cdE	55 bcD	78 bC	88 cdB	100 aA
KATEC-32 (S)	80 aB	100 aA	100 aA	100 aA	100 aA
CGDEC-4 (S)	83 aB	100 aA	100 aA	100 aA	100 aA

<sup>a</sup>Abbreviations: CGDEC, Chhattisgarh State, Dhamtari District, *Echinochloa crus-galli*; CGREC, Chhattisgarh State, Raigarh District, *Echinochloa crus-galli*; KATEC, Kerala State, Thrissur District, *Echinochloa crus-galli*; S, susceptible.

<sup>b</sup>In each column, treatment means for biotypes followed by the same lowercase letter are not significantly different from each other at  $P \leq 0.05$ .

<sup>c</sup>In each row, treatment means for bispyribac-sodium rates followed by the same uppercase letter are not significantly different from each other at  $P \leq 0.05$ .

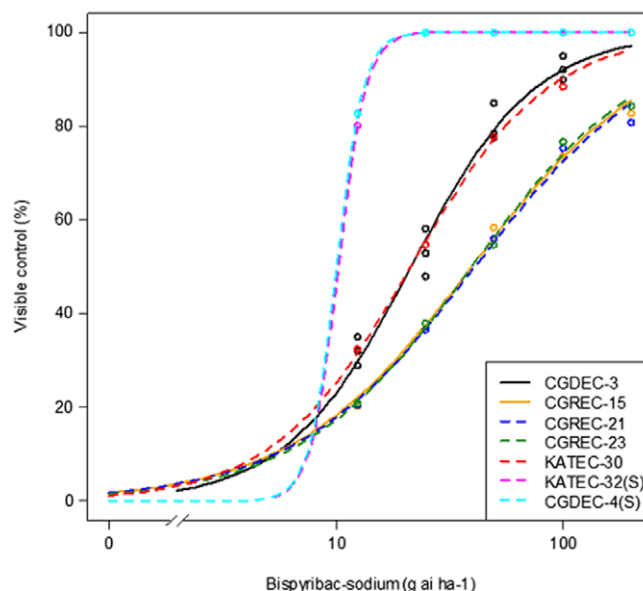
$$y = 100 / \{1 + \exp[b(\log(x)) - \log(e)]\} \quad [2]$$

where  $y$  is the percent visible control score or percent aboveground biomass reduction,  $e$  represents the  $ED_{50}$  or  $GR_{50}$  value,  $x$  is bispyribac-sodium rate, and  $b$  is the slope of the curve at the  $e$ -parameter rate. A lack-of-fit test indicated that the selected model adequately describes the visible control and biomass reduction data. The resistance index (RI) was calculated by dividing the  $ED_{50}$  or  $GR_{50}$  value of the resistant biotype by the average  $ED_{50}$  or  $GR_{50}$  of the two susceptible biotypes KATEC-32 and CGDEC-4. Visible control, biomass reduction, and ALS enzyme activity data were subjected to ANOVA using the GLIMMIX procedure with SAS software (version 9.2, SAS Institute Inc., Cary, NC, USA), and means were separated using Fisher's protected LSD test at  $\alpha = 0.05$ .

## Results and Discussion

### Whole-Plant Dose Response

At 21 d after herbicide application, from the 37 putative barnyardgrass biotypes that were tested, 11 biotypes (10 from Chhattisgarh and one from Kerala) survived the 1× rate (25 g ha<sup>-1</sup>) of bispyribac-sodium (Table 1). These biotypes were controlled by up to a maximum of 58% with the 1× rate. The lowest control was observed in biotypes CGREC-15 (38%), CGREC-21 (37%), and CGREC-23 (38%). As the rate of herbicide increased, control of these biotypes increased, but none of the 11 biotypes were completely controlled up to the 4× rate. Bispyribac-sodium at the 2× rate provided 55% to 83% control, and the 4× rate provided 74% to 94% control. However, the 8× rate (200 g ha<sup>-1</sup>) provided complete control of most of the putative biotypes except three: CGREC-15, CGREC-21, and CGREC-23. Those three biotypes were controlled by 81% to 84% with the maximum tested rate



**Figure 2.** Dose-response curves of selected bispyribac-sodium resistant and susceptible (S) biotypes of barnyardgrass based on visual control data at 21 d after herbicide application. Abbreviations: CGDEC, Chhattisgarh State, Dhamtari District, *Echinochloa crus-galli*; CGREC, Chhattisgarh State, Raigarh District, *Echinochloa crus-galli*; KATEC, Kerala State, Thrissur District, *Echinochloa crus-galli*.

of 200 g ha<sup>-1</sup> (Figure 2). Dry biomass reduction data has also shown a trend similar to that of visible control data (Table 2). A maximum of 48% biomass was reduced with the 1× rate of bispyribac-sodium compared to the untreated control. Only 33% to 36% of the biomass was reduced in three highly resistant biotypes (CGREC-15, CGREC-21, and CGREC-23) with the 1× rate (Figure 3). Bispyribac-sodium at 2× and 4× rates reduced biomass by 45% to 61% and 62% to 72%, respectively. Similar to the visible control data, the 8× rate of bispyribac-sodium completely reduced the biomass in 8 of 11 biotypes. Biomass in the remaining three biotypes was reduced by 71% to 75%.

Estimates of bispyribac-sodium rate needed to provide 50% visible control ( $ED_{50}$ ) across all BR biotypes ranged from 18 to 41 g ha<sup>-1</sup>, whereas it was about 10 g ha<sup>-1</sup> in susceptible biotypes KATEC-32 and CGDEC-4 (Table 3). In a majority of the biotypes  $ED_{50}$  ranged from 18 to 22 g ha<sup>-1</sup>, and in three biotypes (CGREC-15, CGREC-21, and CGREC-23) it ranged from 39.6 to 41.1 g ha<sup>-1</sup>. This suggests that most of the biotypes exhibited a low level of resistance (2-fold), and three biotypes exhibited medium resistance (4-fold) to bispyribac-sodium. Similar to visible control data, the amount of bispyribac-sodium required to reduce 50% of the biomass ( $GR_{50}$ ) across all the biotypes ranged from 26 to 59 g ha<sup>-1</sup>, suggesting a 2-fold to 5-fold resistance (Table 3). Barnyardgrass resistance to bispyribac-sodium has been reported from seven countries so far, and reported resistance levels ranged from 2-fold to 42-fold (Chen et al. 2016; Haghnama and Mennan 2020; Heap 2022; Kacan et al. 2020; Panozzo et al. 2017; Riar et al. 2012).

The ALS enzyme assay at 6 d after herbicide application exhibited 66% to 75% enzyme activity in putative BR biotypes at the 1× rate of bispyribac-sodium compared with the untreated control, whereas it was only 48% to 52% in susceptible biotypes (Table 4). In other words, 66% to 75% of the enzyme activity

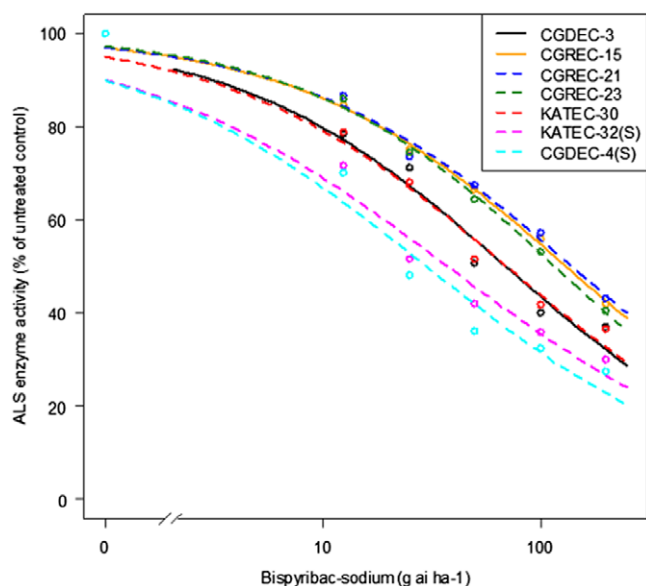
**Table 2.** Percentage biomass reduction in barnyardgrass compared with the control at 21 d after bispyribac-sodium application.<sup>a,b,c</sup>

Biotype	Bispyribac-sodium				
	g ai ha <sup>-1</sup>				
	12.5 (0.5×)	25 (1×)	50 (2×)	100 (4×)	200 (8×)
CGDEC-3	33 cE	41 cdD	61 bC	72 bB	100 aA
CGDEC-5	32 cE	42 bcD	56 cdD	70 bcB	100 aA
CGDEC-10	27 defE	44 bcD	52 dC	71 bB	100 aA
CGREC-13	40 bE	48 bD	59 bcC	68 bcdB	100 aA
CGREC-15	25 fgE	36 deD	46 eC	62 dB	75 bA
CGREC-17	30 cdeE	41 cdD	55 cdC	66 bcdB	100 aA
CGREC-18	27 efE	44 bcD	52 dC	65 cdB	100 aA
CGREC-20	24 fgE	45 bcD	57 cC	71 bB	100 aA
CGREC-21	21 gE	33 eD	45 eC	64 dB	71 cA
CGREC-23	31 cdD	34 eD	46 eC	63 dB	73 cA
KATEC-30	30 cdeE	43 bcD	58 bcC	67 bcdB	100 aA
KATEC-32 (S)	65 aB	100 aA	100 aA	100 aA	100 aA
CGDEC-4 (S)	62 aB	100 aA	100 aA	100 aA	100 aA

<sup>a</sup>Abbreviations: CGDEC, Chhattisgarh State, Dhamtari District, *Echinochloa crus-galli*; CGREC, Chhattisgarh State, Raigarh District, *Echinochloa crus-galli*; KATEC, Kerala State, Thrissur District, *Echinochloa crus-galli*; S, susceptible.

<sup>b</sup>In each column, treatment means for biotypes followed by the same lowercase letter are not significantly different from each other at  $P \leq 0.05$ .

<sup>c</sup>In each row, treatment means for bispyribac-sodium rates followed by the same uppercase letter are not significantly different from each other at the  $P \leq 0.05$ .



**Figure 3.** Acetolactate synthase enzyme activity compared to untreated control in selected bispyribac-sodium resistant and susceptible (S) biotypes of barnyardgrass at 6 d after herbicide application. Abbreviations: CGDEC, Chhattisgarh State, Dhamtari District, *Echinochloa crus-galli*; CGREC, Chhattisgarh State, Raigarh District, *Echinochloa crus-galli*; KATEC, Kerala State, Thrissur District, *Echinochloa crus-galli*.

was still remaining in BR biotypes at 6 d after being exposed to the 1× rate of bispyribac-sodium. This indicates that an insensitive ALS enzyme exists in resistant biotypes compared with susceptible biotypes, and the difference in enzyme activity between these biotypes was clearly reflected in their growth. With the 1× rate of

bispyribac-sodium, susceptible biotypes KATEC-32 and CGDEC-4 were completely dead by 21 DAHA, whereas 11 BR biotypes survived with some growth reduction (Table 2). Among these 11 BR biotypes, eight biotypes with RI 2 exhibited 66% to 71% enzyme activity, and three biotypes with RI 4 exhibited around 75% enzyme activity. With an increase in herbicide rate, the enzyme activity declined in all BR biotypes. At 2×, 4×, and 8× herbicide rates, BR biotypes maintained 51% to 68%, 40% to 57%, and 35% to 43%, respectively, of the enzyme activity at 6 DAHA, whereas susceptible biotypes were able to maintain only 36% to 42%, 33% to 36%, and 28% to 30%, respectively, of enzyme activity. Higher ALS enzyme activity in BR biotypes helped them to maintain active growth up to the 4× rate of the herbicide. Among 11 BR biotypes, only three (CGREC-15, CGREC-21, and CGREC-23) were able to maintain ALS enzyme activity above 40% at the 8× rate of the herbicide and they survived at that rate with greater biomass reduction (71% to 75%).

ALS enzyme analysis results suggest that target-site mutation (altered target site/ALS enzyme) is a possible reason for resistance of barnyardgrass to bispyribac-sodium. The modifications in the protein of the ALS enzyme, which is the target of bispyribac-sodium, induces low binding affinity of the herbicide with the target enzyme (El-Nady et al. 2012). Thus, the enzyme in resistant biotypes becomes insensitive to the herbicide compared with susceptible biotypes. In our current experiment, 11 putative BR biotypes that survived the 1× rate of bispyribac-sodium maintained 66% to 75% ALS enzyme activity at 6 DAHA compared with around 50% enzyme activity in susceptible biotypes. This indicates that the ALS enzyme in those 11 biotypes was less sensitive to bispyribac-sodium. Altered target site as a mechanism of resistance to bispyribac-sodium in barnyardgrass was reported from Italy (Heap 2022; Panozzo et al. 2017). However, Riar et al. (2012) reported increased metabolism as the reason for resistance in barnyardgrass collected from rice fields in Arkansas and Mississippi in the United States. Enhanced metabolic activity in resistant biotypes brings herbicide concentration below the physiologically active levels and reduces the quantity of herbicide that reaches the target site, which enables them to survive herbicide applications. Cytochrome P450 genes are often identified as being responsible for herbicide metabolic resistance for ALS-inhibiting herbicides (Jugulam and Syam 2019).

### Practical Implications

For the first time, results of this study confirmed evolved resistance in barnyardgrass to bispyribac-sodium in rice fields in India. Of the 37 biotypes that were tested, 30% were 2-fold to 4-fold resistant to bispyribac-sodium. Among the two states from where the biotypes were collected, resistance was found to be more widespread in Chhattisgarh than in Kerala. The monoculture of rice and repeated use of bispyribac-sodium year after year were the major reasons that contributed to selection pressure on resistant biotypes. Further studies are needed to evaluate these biotypes for cross-resistance to other ALS-inhibiting herbicides that have been used for long periods in Indian rice fields. Adoption of sustainable management practices such as crop rotation, herbicide rotation with different MOAs, mixing multiple MOAs, applying the herbicide at the labeled rate at recommended weed sizes, preventing field-to-field or within-field movement of weed seed, and maintaining

**Table 3.** Estimates of bispyribac-sodium dose required for 50% control of barnyardgrass biotypes and resistance level at 21 d after treatment.<sup>a,b,c,d</sup>

Biotype	ED <sub>50</sub>			Resistance index	GR <sub>50</sub>			Resistance index
	ED <sub>50</sub>	Slope	SE		GR <sub>50</sub>	Slope	SE	
	g ai ha <sup>-1</sup>				g ai ha <sup>-1</sup>			
CGDEC-3	21.5	-1.59	0.82	2.1	30.9	-1.08	2.87	2.6
CGDEC-5	22.1	-1.39	1.21	2.2	33.0	-1.05	3.36	2.8
CGDEC-10	21.0	-1.67	0.66	2.1	35.1	-1.11	3.48	3.0
CGREC-13	21.4	-1.48	0.88	2.1	26.4	-0.88	3.77	2.3
CGREC-15	39.6	-1.09	1.87	3.9	53.4	-0.79	3.78	4.6
CGREC-17	21.7	-1.47	1.14	2.1	35.4	-1.05	3.91	3.0
CGREC-18	18.1	-1.45	0.7	1.8	36.7	-1.05	4.32	3.1
CGREC-20	21.1	-1.43	0.75	2.1	33.6	-1.16	2.82	2.9
CGREC-21	41.1	-1.08	2.12	4.0	59.3	-0.84	2.84	5.1
CGREC-23	39.7	-1.13	2.01	3.9	52.9	-0.7	3.57	4.5
KATEC-30	21.4	-1.44	0.78	2.1	32.8	-1.04	3.49	2.8
KATEC-32 (S)	10.3	-7.16	1.22		11.6	-8.36	0.37	
CGDEC-4 (S)	10.1	-7.29	1.22		11.8	-8.56	0.42	

<sup>a</sup>Abbreviations: CGDEC, Chhattisgarh State, Dhamtari District, *Echinochloa crus-galli*; CGREC, Chhattisgarh State, Raigarh District, *Echinochloa crus-galli*; ED<sub>50</sub>, effective bispyribac-sodium dose required to control 50% population; GR<sub>50</sub>, bispyribac-sodium dose required to reduce 50% biomass; KATEC, Kerala State, Thrissur District, *Echinochloa crus-galli*; S, susceptible biotype.

<sup>b</sup>ED<sub>50</sub> value estimates for visual rating were generated using the two-parameter log-logistic model.

<sup>c</sup>GR<sub>50</sub> value estimates for biomass reduction were generated using the two-parameter log-logistic model.

<sup>d</sup>Resistance index was calculated by dividing the ED<sub>50</sub> or GR<sub>50</sub> value of the resistant biotype by the average ED<sub>50</sub> or GR<sub>50</sub> of the two susceptible biotypes, KATEC-32 and CGDEC-4.

**Table 4.** ALS enzyme activity in resistant and susceptible biotypes of barnyardgrass compared with the untreated control at 6 d after treatment.<sup>a,b,c</sup>

Biotype	Bispyribac-sodium				
	g ai ha <sup>-1</sup>				
	12.5 (0.5x)	25 (1x)	50 (2x)	100 (4x)	200 (8x)
	ALS activity (% of untreated control)				
CGDEC-3	78 fA	71 cB	51 cC	40 dD	37 fE
CGDEC-5	79 eA	69 eB	61 dC	43 fD	39 dE
CGDEC-10	79 eA	67 gB	51 cC	43 fD	36 gE
CGREC-13	77 gA	69 eB	60 eC	46 dD	36 gE
CGREC-15	85 cA	75 aB	66 bC	56 bD	42 bE
CGREC-17	79 eA	66 hB	55 gC	46 gD	38 eE
CGREC-18	80 dA	69 eB	50 jC	42 dD	36 gE
CGREC-20	78 fA	70 dB	58 fC	44 eD	35 hE
CGREC-21	87 aA	74 bB	68 aC	57 aD	43 aE
CGREC-23	86 bA	75 aB	65 cC	53 cD	41 cE
KATEC-30	79 eA	68 fB	52 hC	42 gD	37 fE
KATEC-32 (S)	72 hA	52 iB	42 kC	36 iD	30 jE
CGDEC-4 (S)	70 iA	48 jB	36 iC	33 jD	28 jE

<sup>a</sup>Abbreviations: ALS, acetolactate synthase; CGDEC, Chhattisgarh State, Dhamtari District, *Echinochloa crus-galli*; CGREC, Chhattisgarh State, Raigarh District, *Echinochloa crus-galli*; KATEC, Kerala State, Thrissur District, *Echinochloa crus-galli*; S, susceptible biotype.

<sup>b</sup>In each column, treatment means for biotypes followed by the same lowercase letter are not significantly different from each other at  $P \leq 0.05$ .

<sup>c</sup>In each row, treatment means for bispyribac-sodium rates followed by the same uppercase letter are not significantly different from each other at the  $P \leq 0.05$ .

a desired water depth in rice fields after herbicide applications would help in delaying herbicide resistance.

**Acknowledgments.** We thank Corteva Agriscience (formerly Dow Agro Science Pvt. Ltd.) for providing funding for this research. The authors declare that no conflicts of interest exist.

## References

- Bagavathiannan MV, Norsworthy JK, Smith KL, Neve P (2012) Seed production of barnyardgrass (*Echinochloa crus-galli*) in response to time of emergence in cotton and rice. *J Agric Sci* 150:717–724
- Božić D, Pavlović D, Bregola V, Di Loreto A, Bosi S, Vrbničanić S (2015) Gene flow from herbicide-resistant sunflower hybrids to weedy sunflower. *J Plant Dis Prot* 122:183–188
- Brosnan JT, Vargas JJ, Breeden GK, Grier L, Aponte RA, Tresch S, Laforest M (2016) A new amino acid substitution (Ala-205-Phe) in acetolactate synthase

(ALS) confers broad spectrum resistance to ALS-inhibiting herbicides. *Planta* 243:149–159

- Chauhan BS, Johnson DE (2009) Ecological studies on *Cyperus difformis*, *Cyperus iria* and *Fimbristylis miliacea*: three troublesome annual sedge weeds of rice. *Ann Appl Biol* 155:103–112
- Chen G, Wang Q, Yao Z, Zhu L, Dong L (2016) Penoxsulam-resistant barnyardgrass (*Echinochloa crus-galli*) in rice fields in China. *Weed Biol Manag* 16:16–23
- Choudhary VK, Dixit A (2018) Herbicidal weed management on weed dynamics, crop growth and yield in direct seeded rice. *Indian J Weed Sci* 50:6–12
- Choudhary VK, Reddy SS, Mishra SK, Kumar B, Gharde Y, Kumar S, Yadav M, Barik S, Singh PK (2021) Resistance in smallflower umbrella sedge (*Cyperus difformis*) to an acetolactate synthase-inhibiting herbicide in rice: first case in India. *Weed Technol* 35:710–717
- El-Nady M, Hamza AM, Derbalah AS (2012) *Echinochloa colonum* resistance to bispyribac-sodium in Egypt - Occurrence and identification. *J Plant Prot Res* 52:139–145
- Gharde Y, Singh PK, Dubey RP, Gupta PK (2018) Assessment of yield and economic losses in agriculture due to weeds in India. *Crop Prot* 107:12–18
- Haghnama K, Mennan H (2020) Herbicide resistant barnyardgrass in Iran and Turkey. *Planta Daninha*. 38:e020227592.
- Heap I (2022) The International Herbicide-Resistant Weed Database. <http://www.weedscience.com>. Accessed: March 13, 2022
- Jugulam M, Shyam C (2019) Non-target site resistance to herbicides: recent developments. *Plants* 8:417–433
- Kacan K, Tursun N, Ullah H, Datta A (2020) Barnyardgrass (*Echinochloa crus-galli* (L.) P. Beauv.) resistance to acetolactate synthase inhibiting and other herbicides in rice in Turkey. *Plant Soil Environ* 66:357–365
- Knezevic SZ, Streibig JC, Ritz C (2007) Utilizing R software package for dose-response studies: the concept and data analysis. *Weed Technol* 21:840–848
- Kumar S, Rana SS, Chander N, Chauhan R (2013) Mixed weed flora management by bispyribac-sodium in transplanted rice. *Indian J Weed Sci* 45:151–155
- Lamego FP, Charlson D, Delatorre C, Burgos NR, Vidal R (2009) Molecular basis of resistance to ALS-inhibitor herbicides in greater beggarticks. *Weed Sci* 57:474–481
- Mahajan G, Chauhan BS, Johnson DE (2009) Weed management in aerobic rice in northwestern Indo-Gangetic Plains. *J Crop Improv* 23:366–382
- Marchesi C, Chauhan BS (2019) The efficacy of chemical options to control *Echinochloa crus-galli* in dry-seeded rice under alternative irrigation management and field layout. *Crop Prot* 118:72–78
- Mc Court JA, Pang SS, King-Scott J, Guddat LW, Duggleby RG (2006) Herbicide-binding sites revealed in the structure of plant acetoxy-droxyacid synthase. *Proc Natl Acad Sci USA* 103:571
- Mei Y, Si C, Liu M, Qiu L, Zheng M (2017) Investigation of resistance levels and mechanisms to nicosulfuron conferred by non-target-site mechanisms in

- large crabgrass (*Digitaria sanguinalis* L.) from China. *Pestic Biochem Physiol* 141:84–89
- Panozzo S, Scarabel L, Rosan V, Sattin M (2017) A new Ala-122-Asn amino acid change confers decreased fitness to ALS-resistant *Echinochloa crus-galli*. *Front Plant Sci* 8:2042
- Poston DH, Hirata CH, Wilson HP (2002) Response of acetolactate synthase from imidazolinone-susceptible and -resistant smooth pigweed to ALS inhibitors. *Weed Sci* 50:306–311
- Powles SB, Yu Q (2010) Evolution in action: plants resistant to herbicides. *Annu Rev Plant Biol* 61:317–347
- Raj SK, Syriac EK (2017) Weed management in direct seeded rice: a review. *Agric Rev* 38:41–50
- Rao AN, Johnson DE, Sivaprasad B, Ladha JK, Mortimer AM (2007) Weed management in direct-seeded rice. *Adv Agron* 93:153–255
- Rawat A, Chaudhary CS, Upadhyaya VB, Jain V (2012) Efficacy of bispyribac-sodium on weed flora and yield of drilled rice. *Indian J Weed Sci* 44:183–185
- Riar DS, Norsworthy JK, Bond JA, Bararpour MT, Wilson MJ, Scott RC (2012) Resistance of *Echinochloa crus-galli* populations to acetolactate synthase-inhibiting herbicides. *Int J Agron Article No* 893–953
- Salamanez KC, Baltazar AM, Rodriguez EB, Lacsamana MS, Ismail AM, Johnson DE (2015) Acetolactate synthase activity and growth of rice (*Oryza sativa* L.) and weed species treated with the herbicide propyrisulfuron. *Philipp J Crop Sci* 40:23–32
- Stauber LG, Smith RJ Jr, Talbert RE (1991) Density and spatial interference of barnyard grass (*Echinochloa crus-galli*) with rice (*Oryza sativa*). *Weed Sci* 39:163–168
- Tranel PJ, Wright TR (2002) Resistance of weeds to ALS-inhibiting herbicides: What have we learned? *Weed Sci* 50:700–712
- Uchino A, Ogata S, Kohara H, Yoshida S, Yoshioka T, Watanabe H (2007) Molecular basis of di-verse responses to acetolactate synthase-inhibiting herbicides in sulfonylurea-resistant biotypes of *Schoenoplectus juncooides*. *Weed Biol Manag* 7:86–89
- [USDA-ERS] U.S. Department of Agriculture–Economic Research Service (2021) Rice Sector at a Glance. <https://www.ers.usda.gov/topics/crops/rice/rice-sector-at-a-glance>. Accessed: March 13, 2022
- Veeraputhiran R, Balasubramanian R (2013) Evaluation of bispyribac-sodium in transplanted rice. *Indian J Weed Sci* 45:12–15
- Wang XL, Zhang ZY, Xu XM, Li G (2019) The density of barnyard grass affects photosynthesis and physiological characteristics of rice. *Photosynthetica* 57:705–711
- Yoon JM, Yoon MY, Kim TE, Choi JD (2003) Characterization of two forms of acetolactate synthase from barley. *J Biochem Mol Biol* 36:456–461
- Zhang Z, Cao J, Gu T, Yang X, Peng Q, Bai L, Li Y (2021) Co-planted barnyard-grass reduces rice yield by inhibiting plant above- and belowground-growth during post-heading stages. *Crop J* 9:1198–1207
- Zhang Z, Gu T, Zhao B, Yang X, Peng Q, Li Y, Bai L (2017) Effects of common *Echinochloa* varieties on grain yield and grain quality of rice. *Field Crops Res* 203:163–172