

MRS BULLETIN


April 1989

Volume XIV, Number 4

Serving the International Materials Research Community



Ion Beam Deposition of Biomaterials



ionX ION BEAM PRODUCTS

General Ionex Corporation, the world leader in advanced ion beam technology, continues to offer the most up-to-date components and systems for the production of ion beams. With energies from the keV to MeV range, GIC ion beam products provide versatility, ease of operation and reliability. From basic ion sources to MeV analysis and materials modification systems, IONEX can cover the spectrum of your needs.

Our product line includes:

- Positive, negative ion sources
- Ion beam lenses, steerers, scanners
- Air insulated accelerator systems
- MeV Tandetron™ ion accelerators

- RBS Surface Analyzer
- MeV implantation systems
- Target chambers and manipulators

You can customize your system with a choice of manual or computer control, metal sealed flanges, vacuum systems, etc.

LET OUR TWENTY YEARS OF EXPERIENCE WORK FOR YOU. CONTACT US WITH YOUR SPECIFIC NEEDS.


GENERAL IONEX CORPORATION
 19 Graf Road
 Newburyport, MA 01950
 Telephone (617) 462-7147
 FAX 617 462 3543, TWX 710 347 6919

Please visit Booth No. 208 at the MRS Show in San Diego, April 25-27

General Ionex Corporation **ionX**

THE ELEMENTS OF SURPRISE...

Geller MicroAnalytical Laboratory provides expert Auger, SEM, X-ray and metallographic services. The products introduced here reflect our dedication to advancing the state-of-the-art of our industry.



Standards

Set a *New Standard* for calibrating your X-Ray or Surface Analysis Instrumentation by using *Ultra-High Vacuum compatible standards*.

- Each high purity material is individually polished and individually inserted into a SS304 mount (negligible outgassing) fabricated for your instrument.
- Each material (3mm dia.) can be individually removed or replaced with

the tools and retainers provided.

- Each standard material is individually analyzed with our in-house Auger/EDS/SEM instrumentation.


And now, to meet your specific requirements, SS304 mounts have been designed to accommodate 6, 9, 12, 15, 18 or 37 high purity, reference materials.

Protect your materials in a stable, controlled environment with the *Vac-U-Storr* dessicator. Designed to reach vacuum levels of 10^{-6} torr, the *Vac-U-Storr* provides a *sure and stable* means for storage of air-sensitive materials either under vacuum or in a specific gaseous environment. Constructed of pyrex glass, a 6061-T6

aluminum lid, a Viton gasket and a shutoff valve, the *Vac-U-Storr* is available in four convenient sizes ranging from 2.0" O.D. x 2.8" H to 5.5" O.D. x 6.0" H.

Whether you need to maintain calibration standards in a dry vacuum or superconductors in oxygen, *Vac-U-Storrs* provide the ultimate storage environment for your sensitive materials.

Vac-U-Storr



Counter-Rota-Cutter

Improve the performance of your Buehler ISOMET or of your LECO VC-50 metallographic saw by attaching the precision made, *patent pending*, *Counter-Rota-Cutter* (CRC-901).

By rotating the workpiece during the cutting process, problems associated with section thickness, large contact area, blade wander, surface

90% savings of your time.

Whether you need to cut prostheses or open ceramic/metal I.C. packages (without damage or interior contamination), the CRC attachment offers a *New Dimension* for sectioning materials.

deformation or irregular sample shape have been addressed. The revolutionary *Counter-Rota-Cutter* (CRC) provides the capability for producing thinner sections (0.004" thickness over 1.5" O.D.) with greatly superior surface finish from larger samples, unattended, with up to a



**GELLER
MICROANALYTICAL
LABORATORY**

One Intercontinental Way
Peabody, Massachusetts 01960
508/535-5595 Fax: 508/535-7653

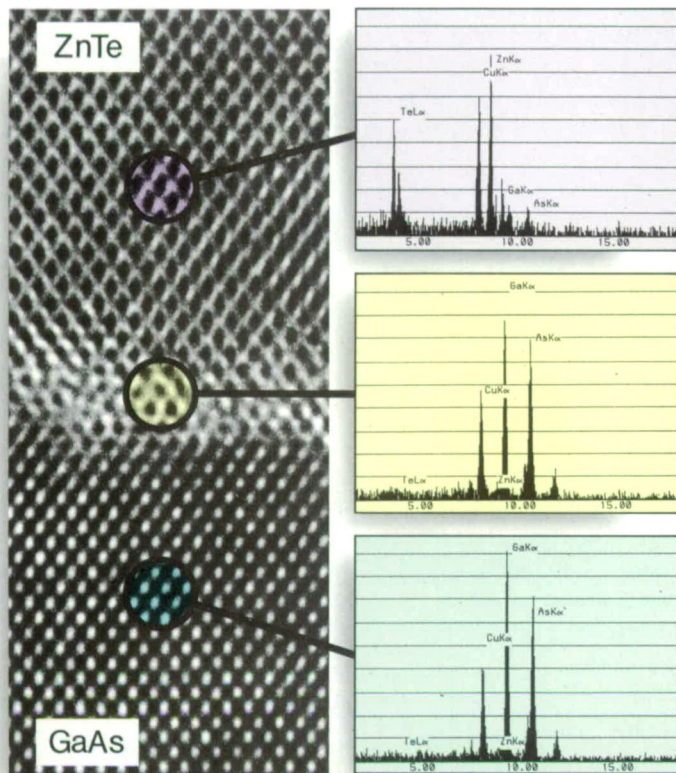
INCREDIBLE! A 0.18NM TEM WITH ANALYSIS, TOO. IT'S THE NEW ULTRA-TEM.TM

Ultra-TEM. ISI's new Model EM-002B. There's nothing else like it. Anywhere...

Just imagine the TEM work you could do with 0.18nm resolution. (And that's at 200kV, by the way, not 400kV.)

Now, imagine that same instrument *also* giving you nano-probe compositional analysis: EDS. MBED. EELS. CBD.

Not only that, but letting you go from



9,000,000X micrograph and corresponding nano-probe analyses of ZnTe and GaAs layers and interface between the two.

regular imaging to nano-probe. *Instantly.*

At the touch of a button.

So probe placement is always absolutely precise. With no need for scanning attachments.

And as if that were not enough, imagine the Ultra-TEM costing about *half* what you'd expect to pay for a 0.18nm TEM with *no* analysis...

We consider this new research TEM a pretty significant breakthrough. But we're more interested in *your* evaluation...

Get all the details on the new Ultra-TEM Model EM-002B. Call or write, today:

International Scientific Instruments,
1457 McCarthy Blvd., Milpitas, CA
95035. (800) 538-6850 or (408)
945-2233.

ISI TEMs: TO SEE THE WHOLE TRUTH

Please visit Booth No. 605 at the MRS Show in San Diego, April 25-27.



MRS BULLETIN

April 1989

A Publication of the Materials Research Society

Volume XIV, Number 4 ISSN: 0883-7694 CODEN: MRSBEA

TECHNICAL FEATURES

- 27 Ion Beam and Plasma Technology for Improved Biocompatible Surfaces**
H. Solnick-Legg and K. Legg
- 34 Research in China on High T_c Superconductors**
X. Jiajiong, G. Binglin, and H. Yusheng

SPECIAL FEATURE

- 43 Maintaining Technological Leadership in a World Economy—1988 MRS Fall Meeting Plenary Address**
L.C. Thurrow

FEATURE

- 66 Up Close: Center for Micro-Engineered Ceramics at the University of New Mexico**
T. Kudas

INTERNATIONAL

- 50 Strasbourg Welcomes 1989 E-MRS Meeting Participants**
- 52 European Networks Focus on Advanced Materials**

MRS NEWS

- 54 1989 MRS Fall Meeting Call for Papers**
- 56 MRS Committees Announce 1989 Goals**
- 60 Five Graduate Students to Receive Awards at MRS Spring Meeting**

DEPARTMENTS

- 6 Material Matters**
- 11 Research/Researchers**
- 20 From Washington**
- 21 Advertisers in This Issue**
- 24 Research Resources**
- 60 Section News**
- 62 Conference Reports**
- 68 Historical Note**
- 70 Book Reviews**
- 72 Calendar**
- 76 Classified**
- 79 Postterminaries**



ON THE COVER: Ion-beam-enhanced physical vapor deposition system built by researchers at Los Alamos National Laboratory and used for a wide range of deposition studies. In a different configuration this machine was used for depositing calcium hydroxyapatite films, a form of bone mineral. Since bone mineral is one of the most biocompatible materials known, much effort is being devoted to developing surface treatment processes to deposit this material on prosthetics and other implants in the human body. For more information about this topic, see the article by H. Solnick-Legg and K. Legg on p. 27. (Photo courtesy Los Alamos National Laboratory.)

MRS BULLETIN

Editor

G. A. Oare
(412) 367-3036

Assistant Editor

F. M. Wieloch
(412) 367-3036

Copy editors

S. W. Morelli, D. Sours

Design/Production

C. Love
(412) 367-3003

Editorial Assistant

J. Dininny
(412) 367-3036

Advertising and Circulation

M. E. Kaufold
(412) 367-3036

Associate Editor—Europe

I. W. Boyd
University College London
Dept. of Electronic and
Electrical Engineering
Torrington Place
London WC1E 7JE
United Kingdom
01-387-7050
ext. 3956 or 7340

Contributor

K. J. Anderson

Editorial Chairman

E. N. Kaufmann
Lawrence Livermore National Laboratory
Livermore, California

International Advisory Board

M. Balkanski University of Pierre and Marie Curie Paris, France	R. Roy Pennsylvania State University University Park, Pennsylvania
S. Hsu Chung Shan Institute of Science and Technology Taiwan, China	G. D. W. Smith University of Oxford Oxford, United Kingdom
R. Krishnan Defense Research and Development Organization New Delhi, India	T. Sugano University of Tokyo Tokyo, Japan
H. D. Li Tsinghua University Beijing, China	J. S. Williams Royal Melbourne Institute of Technology Melbourne, Australia

1989 MRS EXECUTIVE COMMITTEE

President

R. P. H. Chang
Northwestern University

First Vice President and

President-Elect

R. R. Chianelli
*Exxon Research
and Engineering*

Second Vice President

J. B. Roberto
*Oak Ridge National
Laboratory*

Secretary

J. M. Phillips
AT&T Bell Laboratories

Treasurer

S. M. Kelso
*Xerox Palo Alto Research
Center*

Immediate Past President

J. E. E. Baglin
*IBM Almaden Research
Center*

Executive Director

Materials Research Society
John B. Ballance

EUROPEAN MRS

P. Siffert

Centre de Recherches Nucléaires
Laboratoire PHASE
67037 Strasbourg, Cedex, France
Telephone: (88) 28 65 43

Technical Editorial Board

J. C. C. Fan Kopin Corporation Taunton, Massachusetts	R. L. Schwoebel Sandia National Laboratories Albuquerque, New Mexico
F. Y. Fradin Argonne National Laboratory Argonne, Illinois	R. C. Sundahl Intel Corporation Chandler, Arizona
G. L. Liedl Purdue University West Lafayette, Indiana	K. C. Taylor General Motors Warren, Michigan
S. Namba Osaka University Osaka, Japan	

MRS BULLETIN

Publications Subcommittee

M. H. Bennett Texas Instruments Dallas, Texas	P. Sliva General Electric Largo, Florida
R. R. Chianelli Exxon Research and Engineering Annandale, New Jersey	J. M. Phillips AT&T Bell Laboratories Murray Hill, New Jersey
R. J. Eagan Sandia National Laboratories Albuquerque, New Mexico	C. W. White Oak Ridge National Laboratory Oak Ridge, Tennessee

ABOUT THE MATERIALS RESEARCH SOCIETY

The Materials Research Society (MRS) is a nonprofit scientific association founded in 1973 to promote interdisciplinary goal-oriented basic research on materials of technological importance. Membership in the Society includes more than 8,700 scientists from industrial, government, and university research laboratories in the United States and more than 25 countries.

The Society's interdisciplinary approach to the exchange of technical information is qualitatively different from that provided by single-discipline professional societies because it promotes technical exchange across the various fields of science affecting materials development. MRS sponsors two major international annual meetings encompassing approximately 30 topical symposia, as well as numerous

single-topic scientific meetings each year. It recognizes professional and technical excellence, conducts short courses, and fosters technical exchange in various local geographic regions through Section activities and Student Chapters on university campuses.

MRS is an Affiliated Society of the American Institute of Physics and participates in the international arena of materials research through associations with professional organizations such as European MRS.

MRS publishes symposia proceedings, the *MRS BULLETIN*, *Journal of Materials Research*, and other current scientific developments.

For further information on the Society's activities, contact MRS Headquarters, 9800 McKnight Road, Suite 327, Pittsburgh, Pennsylvania 15237; telephone (412) 367-3003; facsimile (412) 367-4373.



“In vacuum valves, Huntington designs ’em smarter. And builds ’em better.”

Solid construction. Better integrity.

Huntington machines each valve out of a solid block of 304 stainless. With thicker walls. And minimum welding.

Compare that with other valves: Tube stock construction and lots of welding.

And compare surface finish: Huntington’s is shinier — because it’s chemically cleaner and *physically smoother*. For less friction, better flow.

A superior seal. Patented.

Huntington uses conical tapered seats for tighter seals with less force. Also for better conductance. And far longer seal life.

In all-metal valves, for example, Huntington’s copper gaskets frequently get hundreds of closures!

In butterfly valves, Huntington’s patented floating shaft design automatically centers the flapper for a perfect seal. Time after time.

Faster, easier cleaning.

Why make things difficult? Huntington uses a number of innovative designs to simplify seal changing and cleaning . . .



For example, in pneumatics: Instead of unscrewing lots of bolts and dealing with springs and grease — you simply spin off the top cylinder. Saving downtime and mess.

More choices. And quicker.

Whatever valves you need, Huntington builds them better:

Bakeable or elastomer-sealed. Manual or pneumatic. Butterfly, gate, right-angle, straight-through, in-line . . .

And over 90% of their orders ship within 72 hours. If you need a special, just say the word. They’ve got the experts to make that happen, fast.



The Other Way retards flow: collects particulates and requires more force to seal. Huntington’s conical tapered seat streamlines flow: eliminates particle build-up and seals tighter with less applied force.

Get your free catalog, now.

For complete details on all these better-built vacuum valves — plus a full spectrum of better-built vacuum components — get the all-new Huntington catalog . . .

For your free copy, just call or write: Huntington Laboratories, 1040 L’Avenida, Mtn. View, CA 94043. (800) 227-8059 or (415) 964-3323.



Please visit Booth No.308 at the MRS Show in San Diego, April 25-27.

