

# Pulsation of magnetic stars

Hideyuki Saio

Astronomical Institute, Graduate School of Science, Tohoku University,  
Aoba-ku, Sendai, Japan

email: [saio@astr.tohoku.ac.jp](mailto:saio@astr.tohoku.ac.jp)

**Abstract.** Some Ap stars with strong magnetic fields pulsate in high-order p modes; they are called roAp (rapidly oscillating Ap) stars. The p-mode frequencies are modified by the magnetic fields. Although the large frequency separation is hardly affected, small separations are modified considerably. The magnetic field also affects the latitudinal amplitude distribution on the surface. We discuss the properties of axisymmetric p-mode oscillations in roAp stars.

**Keywords.** stars: magnetic fields, stars: oscillations

---

## 1. Observational properties of roAp stars

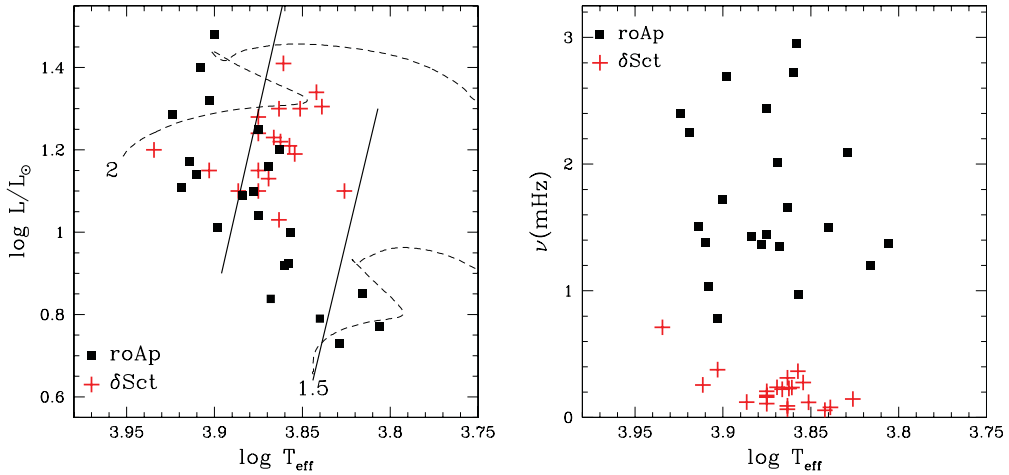
The group of rapidly oscillating Ap (roAp) stars was discovered by Kurtz (1982) more than thirty years ago (it consisted of five members then). Since then, the number of known roAp stars has increased to around 40–50 (still increasing); a recent list is given by Kurtz *et al.* (2006). They are chemically-peculiar main-sequence stars having masses ranging from  $\sim 1.5$  to  $\sim 2 M_{\odot}$ , and effective temperatures from  $\sim 6400$  to  $\sim 8400$  K. On the H-R diagram (Fig 1, left panel), they lie in and around the  $\delta$  Sct instability strip. However, the oscillation frequencies are much higher than those of  $\delta$  Sct variables as seen in the right panel of Fig. 1, which plots dominant frequencies of roAp and  $\delta$  Sct stars with respect to effective temperature. The roAp stars pulsate in high-order p modes whose frequencies range from  $\sim 1$  to  $\sim 3$  mHz (periods;  $\sim 6$ –21 min), while  $\delta$  Sct stars pulsate in low-order p modes. The pulsations are generally multi-periodic, and some stars show nearly equally spaced frequencies; e.g., HR 1217 (Kurtz *et al.* 2005).

Another important property of roAp stars is the presence of strong global (mainly dipole) magnetic fields. Fig. 2 shows the surface magnetic field moduli of some roAp stars as a function of the dominant pulsation frequency. The field strength ranges from  $\sim 1$  to 24 kG (mostly between 2 and 6 kG), which shows no appreciable correlation with the pulsation frequency. The lack of a correlation might be indicating that the magnetic field itself does not play a direct role in exciting high-order p modes in roAp stars.

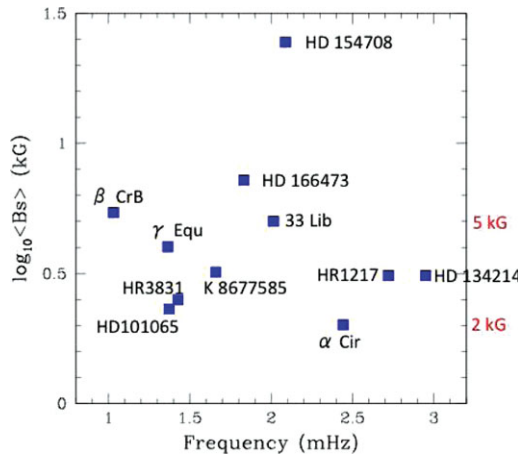
## 2. Excitation of high-order p modes in roAp stars

The  $\kappa$  mechanism in the He II ionization zone, which excites low-order p modes in  $\delta$  Sct stars, is ineffective in exciting high-order p modes in roAp stars, because the thermal time there is much longer than the periods. Rather, the H ionization zone is more important for roAp stars, although the convective flux weakens the effect of the  $\kappa$  mechanism. Balmforth *et al.* (2001) found that if a strong magnetic field suppresses the convection in the H ionization zone in the polar regions, high-order p modes are excited. Based on this assumption, Cunha (2002) obtained an instability region for high-order p modes, which is largely consistent with the positions of roAp stars in the H-R diagram.

The comparison on the H-R diagram, however, does not tell whether the mechanism works for the frequencies of actual roAp stars (Fig. 1). A better comparison might be

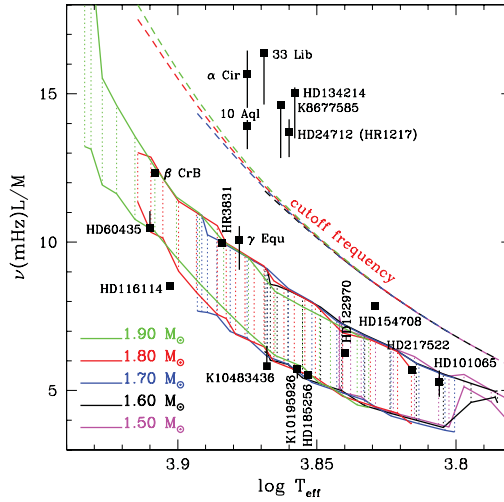


**Figure 1.** *Left:* The positions of roAp stars (filled squares) in the H-R diagram compared with the positions  $\delta$  Sct stars (pluses). Two solid lines indicate the stability boundaries of radial fundamental modes obtained by Dupret *et al.* (2005) including time-dependent convection. *Right:* Main pulsation frequencies of the stars in the left panel are plotted with respect to effective temperature.



**Figure 2.** Surface magnetic field moduli of some roAp stars are plotted with respect to the dominant oscillation frequencies. The magnetic field strengths were taken from Shulyak *et al.* (2013), Ryabchikova *et al.* (2008), Mathys *et al.* (1997), Hubrig *et al.* (2005), Kochukhov *et al.* (2004), Balona *et al.* (2013).

possible on the  $\log T_{\text{eff}} - \nu L/M$  plane ( $\nu =$  oscillation frequency). In this plane, the minimum and maximum frequencies of excited high-order p modes at various main-sequence evolution stages of various masses are located, respectively, on two lines, forming an instability range. Fig. 3 shows the instability region and the positions of some roAp stars whose parameters are relatively well determined. Obviously, some of the well studied roAp stars are far from the instability region, and their oscillation frequencies seem to be above the acoustic cutoff frequency. In fact, pulsation phase variations in the atmosphere of some of these stars indicate the presence of running waves (e.g., HR 1217, Saio *et al.* 2010; HD 134214, Saio *et al.* 2012). We still do not fully understand the excitation of high-order p modes in roAp stars.



**Figure 3.** The instability region of high-order p modes (shaded area) in the  $\log T_{\text{eff}} - \nu L/M$  plane, where  $\nu$  is oscillation frequency, and luminosity  $L$  and mass  $M$  are in solar units. Also plotted are some of the roAp stars whose parameters are relatively well known. Dashed lines are acoustic cutoff frequencies along evolutionary tracks of models with various masses.

### 3. Effect of magnetic fields on high-order p-mode pulsations

#### 3.1. Linearized basic equations

In the presence of a magnetic field, the motion of the ionized gas is affected by the Lorentz force  $(\nabla \times \mathbf{B}) \times \mathbf{B}/(4\pi\rho)$  (in the MHD approximation with cgs units) with  $\rho$  being the gas density. The ratio of the Lorentz force to the pressure-gradient force,  $|(\nabla p)/\rho|$ , is estimated roughly as  $(C_A/C_S)^2$ , where the Alfvén speed  $C_A$  and sound speed  $C_S$  are defined as

$$C_A = \frac{B}{\sqrt{4\pi\rho}} \quad \text{and} \quad C_S = \sqrt{\Gamma_1 \frac{p}{\rho}} \tag{3.1}$$

where  $\Gamma_1$  is the first adiabatic index. The runs of the ratio  $C_A/C_S$  for  $B = 2$  and  $25$  kG shown in Fig. 4 indicate that the Lorentz force is important in the layers as deep as the He II ionization zone in the roAp stars. Geometrically, however, the layers are thinner than  $\sim 5\%$  of the stellar radius.

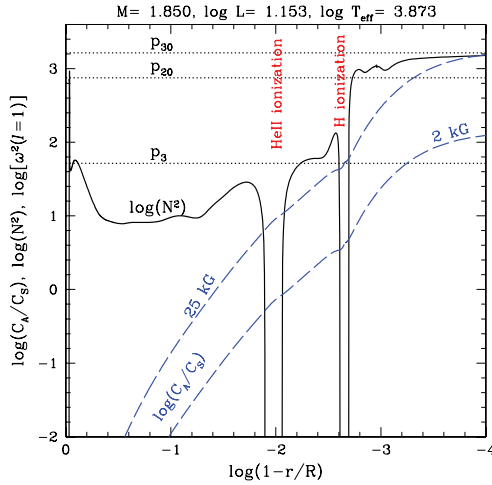
Including the Lorentz force, a linearized momentum equation for nonradial pulsations may be written as

$$\frac{d\mathbf{v}}{dt} = \frac{\rho'}{\rho^2} \frac{dp}{dr} \mathbf{e}_r - \frac{1}{\rho} \nabla p' + \frac{1}{4\pi\rho} (\nabla \times \mathbf{B}') \times \mathbf{B}_0, \tag{3.2}$$

where  $\mathbf{v}$  is pulsation velocity, and  $\mathbf{e}_r$  is the unit vector in the radial direction. The prime ( $'$ ) indicates the Eulerian perturbation of the quantity, and the subscript 0 on  $\mathbf{B}$  means its equilibrium value. The equilibrium magnetic field is assumed to be force free ( $\nabla \times \mathbf{B}_0 = 0$ ; a dipole field is assumed). We have used the Cowling approximation, in which the Eulerian perturbation of gravitational potential is neglected.

Assuming the ideal MHD condition (neglecting magnetic diffusivity), the linearized magnetic induction equation is given as

$$\frac{\partial \mathbf{B}'}{\partial t} = \nabla \times (\mathbf{v} \times \mathbf{B}_0). \tag{3.3}$$



**Figure 4.** Runs of Brunt-Väisälä frequency,  $N$ , and the ratio of the Alfvén speed to the sound speed,  $C_A/C_S$ , for magnetic field strengths of 2 and 25 kG. Horizontal dotted lines indicate the square of pulsation frequencies of some dipole p modes. The squares of frequencies,  $\omega^2$  and  $N^2$  are normalized by  $GM/R^3$ , with  $G$  being the gravitational constant.

In addition to these equations, the linearized mass-conservation equation

$$\frac{\partial \rho'}{\partial t} + \nabla \cdot (\rho \mathbf{v}) = 0, \tag{3.4}$$

and the adiabatic relation  $\delta p/p = \Gamma_1 \delta \rho/\rho$  form a closed set of equations for adiabatic oscillations, where  $\delta$  means the Lagrangian perturbation.

### 3.2. Local analysis – Magneto-acoustic waves

To understand the basic properties of oscillations, we use here a local analysis, where perturbations are assumed to be proportional to  $\exp(i\sigma t - ik_z z - ik_x x)$  with the plane-parallel approximation;  $z$  and  $x$  are distances in radial and latitudinal directions. This form corresponds to axisymmetric modes, in which the Alfvén wave (torsional) is excluded. Substituting this form of perturbation into eqs. (3.2) – (3.4) and using the adiabatic relation we have a dispersion relation,

$$\sigma^4 - \sigma^2 [N^2 + k^2 (C_S^2 + C_A^2)] + C_S^2 C_A^2 k^2 k_{||}^2 + N^2 \left( C_S^2 k_x^2 + C_A^2 k^2 \frac{B_z^2}{B^2} \right) = 0 \tag{3.5}$$

(Appendix A in Saio & Gautschy 2004a), where  $k^2 = k_z^2 + k_x^2$ ,  $k_{||}$  is the wavenumber parallel to the magnetic field (i.e.,  $k_{||} = \mathbf{k} \cdot \mathbf{B}/|B|$ ), and  $N$  is the Brunt-Väisälä frequency.

Since, in most of the cavity of high-order p modes (Fig. 4),  $N^2$  is not important, we neglect  $N^2$  in eq. (3.5). Solving the equation for  $\sigma^2$  we obtain

$$\sigma^2 = \frac{1}{2} k^2 (C_S^2 + C_A^2) \left( 1 \pm \sqrt{1 - \frac{4V_C^2}{C_S^2 + C_A^2} \frac{k_{||}^2}{k^2}} \right), \tag{3.6}$$

where  $V_C$  (cusp velocity) is defined as

$$V_C^2 = \frac{C_S^2 C_A^2}{C_S^2 + C_A^2}. \tag{3.7}$$

If either  $C_S \gg C_A$  or  $C_S \ll C_A$ ,  $4V_C^2/(C_S^2 + C_A^2) \ll 1$ . Then, from eq. (3.6) we obtain two types of waves

$$\sigma^2 \approx k^2(C_S^2 + C_A^2) \quad (\text{fast wave}), \quad \sigma^2 \approx k_{\parallel}^2 V_C^2 \quad (\text{slow wave}). \quad (3.8)$$

In these conditions, in which  $(C_S^2 + C_A^2) \gg V_C^2$ , fast waves decouple from slow waves, because the wave number of fast waves is much smaller than that of slow waves for a given frequency. In the condition of  $C_S \sim C_A$ , however, the two waves have similar wave numbers and a coupling occurs.

In the outermost layers where  $C_A \gg C_S \sim V_C$  (Fig. 4, eq. 3.7), slow waves correspond to p-mode acoustic oscillations, while in the deep interior where  $C_S \gg C_A \sim V_C$ , fast waves correspond to p-mode pulsations. In these layers p-mode pulsations decouple from magnetic waves. In the intermediate layers, in which  $C_S \sim C_A \sim V_C$ , the coupling occurs; i.e., p-mode pulsation generates a slow wave which propagates downwards. Roberts & Soward (1983) argued that the slow wave will be dissipated before it reaches the stellar center because the wavelength of the slow wave decreases rapidly as the ratio  $C_A/C_S$  decreases. This means that the slow wave carries away a fraction of the pulsation energy, so that the pulsation damps even in the adiabatic analysis. This damping is incorporated in later works solving pulsation equations for magnetized stars.

### 3.3. Comparison of frequency shifts calculated by different methods

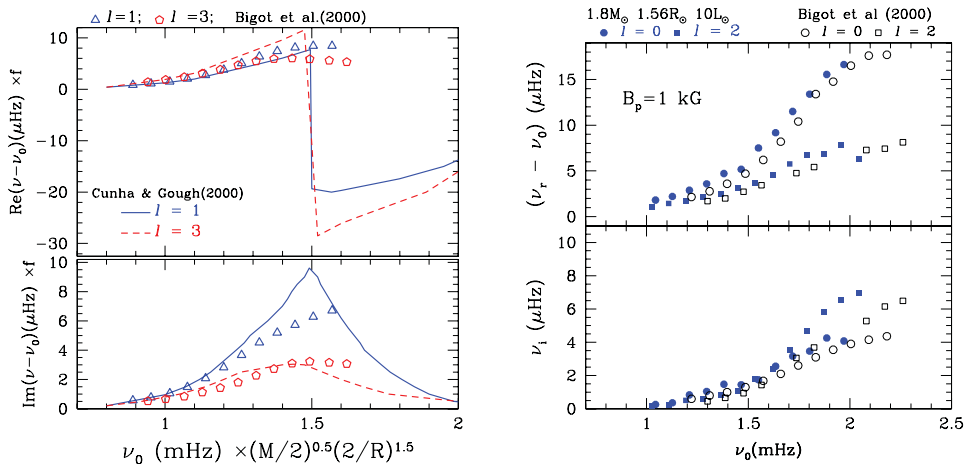
Three different methods have been developed to calculate oscillation frequencies taking into account the generation of the slow wave and its damping effect; the first one is by Dziembowski & Goode (1996), which is extended by Bigot *et al.* (2000); the next one is based on a variational principle developed by Cunha & Gough (2000); and the third one (Saio & Gautschy 2004a) is somewhat similar to the first one, expanding the eigenfunction by a sum of terms associated with spherical harmonics. These three methods are summarized by Saio (2008).

Figure 5 compares results obtained by the three different methods. Plotted are real and imaginary parts of  $\nu - \nu_0$ , where  $\nu$  is the frequency of a p mode at  $B_p = 1$  kG and  $\nu_0$  is the frequency of the mode without a magnetic field. The left panel compares the results of Cunha & Gough (2000) for  $l = 1$  and 3 axisymmetric modes of the polytropic model having  $(M, R) = (2 M_{\odot}, 2 R_{\odot})$  with the results of Bigot *et al.* (2000) for a  $1.8 M_{\odot}$  ZAMS model. The results of Cunha & Gough (2000) show that the frequency shift by the magnetic field increases with frequency, but at a certain frequency it jumps down and then starts increasing again. This property, which is governed by a parameter,  $\nu B_p^{0.25}$  (for a polytrope of index 3), is confirmed by Saio & Gautschy (2004a). Although the calculations by Bigot *et al.* (2000) do not extend beyond the jump, the results agree with the results of Cunha & Gough (2000) up to the jump.

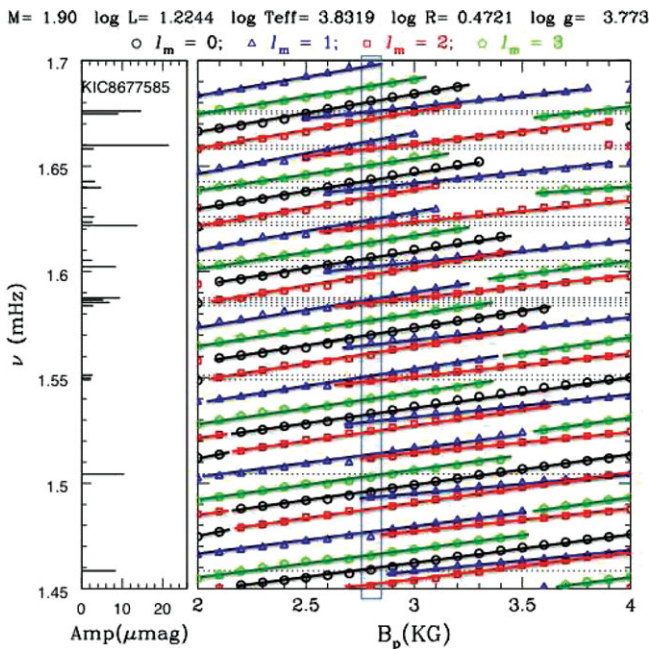
The right panel of Fig. 5 compares the results of Bigot *et al.* (2000) for  $l = 0, 2$  with those obtained by the method of Saio & Gautschy (2004a) for a  $1.8 M_{\odot}$  ZAMS model, which is similar to the model of Bigot *et al.* (2000). Obviously, both results agree well with each other. Those comparisons show that the results from the three different methods agree well up to the jump, although some discrepancy in the amount of the jump is indicated by Saio (2008).

## 4. Comparison with KIC 8677585

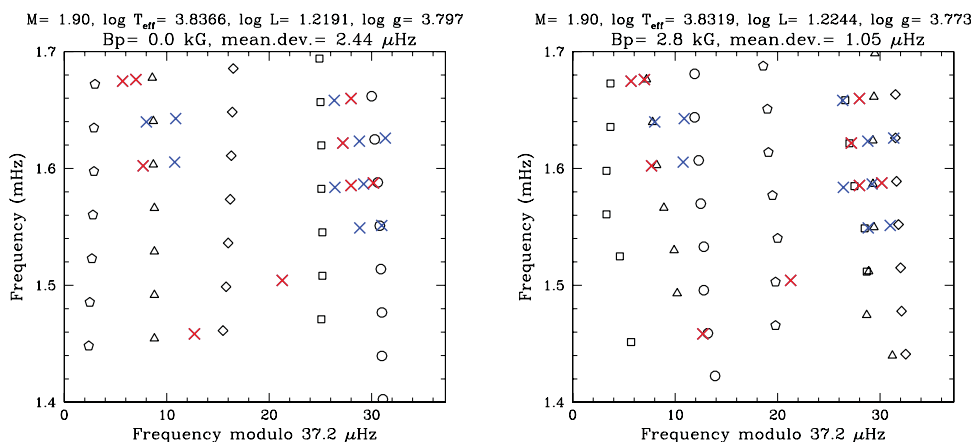
Among the three roAp stars found by the *Kepler* satellite, KIC 8677585 has the largest number of frequencies (Balona *et al.* 2013), which are more or less regularly spaced, but some frequencies form tight groups as seen in the left panel of Fig. 6. Such a group of



**Figure 5.** *Left:* Magnetic frequency shifts of high-order p modes at  $B_p = 1$  kG obtained by Cunha & Gough (2000) (solid lines for  $l = 1$  and dashed lines for  $l = 3$ ) for a  $2 M_\odot$  (and  $R = 2 R_\odot$ ) polytropic (index 3) model are compared with the results for a  $1.8 M_\odot$  ZAMS model obtained by Bigot *et al.* (2000). To normalize the difference in mass and radius, a factor  $f = (M/2)^{0.5} (2/R)^{1.5}$  is multiplied to the frequencies. *Right:* Comparison between the results obtained by Bigot *et al.* (2000) and by the method of Saio & Gautschy (2004a) for even modes ( $l = 0, 2$ ).



**Figure 6.** *Left:* An amplitude spectrum of KIC 8677585 drawn using the data from Balona *et al.* (2013). *Right:* Frequencies of various modes calculated by the method of Saio (2005) (a nonadiabatic extension of Saio & Gautschy 2004) are plotted as a function of  $B_p$  (magnetic strength at a pole). The model with the parameters shown in the top line gives a best fit with the frequencies of KIC 8677585 at  $B_p = 2.8$  kG (the right panel of Fig. 7). Frequencies belonging to the same mode are connected by solid lines. Generally the frequency of a mode increases with  $B_p$ , but at some  $B_p$  the effective latitudinal degree  $l_m$  changes.



**Figure 7.** Oscillation frequencies of KIC 8677585 (crosses; Balona *et al.* 2013) from the *Kepler* satellite are compared with a model that does not include magnetic field (left panel), and with a model that does include the effect of a dipole magnetic field of 2.8 kG.

high-order p modes is one of the properties which can be explained by the effect of a magnetic field.

As seen in the right panel of Fig. 6, the frequency of a mode generally increases with  $B_p$ . But the rate of the increase (i.e.,  $dv/dB_p$ ) depends slightly on the (effective) latitudinal degree ( $l_m$ ). Therefore, at some value of  $B_p$ , frequencies of two (sometimes three) modes get very close. Such a character can produce tight groupings seen in KIC 8677585. An echelle diagram of the model produced at  $B_p = 2.8$  kG is compared with the observed frequencies in the right panel of Fig. 7. Compared with the left panel for a model with  $B_p = 0$ , it is obvious that including the magnetic effect improves the fitting with the observed frequencies, indicating the theoretical prediction for the magnetic effect on the p-mode frequencies to be in the right direction. However, we note that KIC 8677585 shows, in addition to the high-frequency oscillations, some low-frequency oscillations (34 – 74  $\mu$ Hz; Balona *et al.* 2013). We do not understand how they are excited.

## 5. Magnetic effects on the amplitude distribution at the surface

Because of the Lorentz force, the latitudinal dependence of a pulsation mode cannot be expressed by a single spherical harmonic. It changes gradually with the strength of the magnetic field. Generally speaking, the amplitude on the surface is confined more strongly to the polar regions, which corresponds to the increasing contribution from higher  $l$  components (Saio & Gautschy 2004a). This phenomenon was confirmed observationally by Kochukhov (2004), who obtained the velocity amplitude distribution of the roAp star HR 3831 and found that the velocity amplitude of the “dipole” mode is more concentrated toward the magnetic axis than the dependence of the Legendre function  $P_1(\cos\theta)$ ; i.e., there is a considerable contribution from  $P_3(\cos\theta)$ .

The modification of the amplitude distribution on the surface also affects the line-profile variations caused by the oscillations. Contribution from higher  $l$  components makes the “wavelength” of the profile variation shorter (Saio & Gautschy 2004b), in agreement with the observed ones (e.g., HR 3831, Kochukhov 2006).



## 6. Effect of rotation – Oblique pulsator model

We discuss here the effects of rotation, which we have disregarded so far. Most of the roAp stars rotate slowly with an axis generally inclined to the magnetic axis (oblique rotator). To explain the observational property that the pulsation amplitude and phase modulate with the rotation phase, Kurtz (1982) invented the *oblique pulsator model*, in which the pulsation axis is aligned with the magnetic axis which is inclined to the rotation axis. In this model, the alignment between the pulsation and the magnetic axes is assumed, but it is not strictly possible because the rotation effect, whose symmetry axis is inclined to the magnetic axis, modifies the pulsation. Bigot & Dziembowski (2002) investigated this difficult problem and found that the pulsation axis of a nearly axisymmetric mode does not stay on one direction but draws an ellipse during a pulsation cycle. Later, Bigot & Kurtz (2011) applied this modified oblique pulsator model to various roAp stars to fit observed amplitude and phase modulations better than the fits by the original model.

From a different point of view, Gough (2012) argued that even if the pulsation axis is once aligned to the magnetic axis, the alignment would be lost because it should precess due to the Coriolis force. To avoid this difficulty, he proposed that pulsation should be excited only when the axis is closely aligned to the magnetic axis.

## References

- Balmforth, N. J., Cunha, M. S., Dolez, N., Gough, D. O., & Vauclair, S. 2001, *MNRAS*, 323, 362
- Balona, L. A., Catanzaro, G., Crause, L., *et al.* 2013, *MNRAS*, 432, 2808
- Bigot, L. & Dziembowski, W. A. 2002, *A&A*, 391, 235
- Bigot, L. & Kurtz, D. W. 2011, *A&A*, 536, A73
- Bigot, L., Provost, J., Berthomieu, W., Dziembowski, W. A., & Goode, P. R. 2000, *A&A*, 356, 218
- Cunha, M. S. 2002, *MNRAS*, 333, 47
- Cunha, M. S. & Gough, D. 2000, *MNRAS*, 319, 1020
- Dupret, M.-A., Grigahcène, A., Garrido, R., Gabriel, M., & Scuflaire, R. 2005, *A&A*, 435, 927
- Dziembowski, W. A. & Goode, P. R. 1996, *ApJ*, 458, 338
- Gough, D. 2012, *Geo. Ast. Fluid Dyn.*, 106, 429
- Hubrig, S., Nesvacil, N., Schöller, M., *et al.* 2005, *A&A*, 440, L37
- Kochukhov, O. 2004, *ApJ*, 615, L149
- Kochukhov, O. 2006, *A&A*, 446, 1051
- Kochukhov, O., Drake, N. A., Piskunov, N., & de la Reza, R. 2004, *A&A*, 424, 935
- Kurtz, D. W. 1982, *MNRAS*, 200, 807
- Kurtz, D. W., Cameron, C., Cunha, M. S., *et al.* 2005, *MNRAS*, 358, 651
- Kurtz, D. W., Elkin, V. G., Cunha, M. S., *et al.* 2006, *MNRAS*, 372, 286
- Mathys, G., Hubrig, S., Landstreet, J. D., Lanz, T., & Manfroid, J. 1997, *A&AS*, 123, 353
- Roberts, P. H. & Soward, A. M. 1983, *MNRAS*, 205, 1171
- Ryabchikova, T., Kochukhov, O., & Bagnulo, S. 2008, *A&A*, 480, 811
- Saio, H. 2005, *MNRAS*, 360, 1022
- Saio, H. 2008, *JPhCS*, 118, 12018
- Saio, H. & Gautschy, A. 2004a, *MNRAS*, 350, 485
- Saio, H. & Gautschy, A. 2004b, *ASP-CS*, 310, 478
- Saio, H., Ryabchikova, T., & Sachkov, M. 2010, *MNRAS*, 403, 1729
- Saio, H., Gruberbauer, M., Weiss, W. W., Matthews, J. M., & Ryabchikova, T. 2012, *MNRAS*, 420, 283
- Shulyak, D., Ryabchikova, T., & Kochukhov, O. 2013, *A&A*, 551, A14