

The Journal of Laryngology and Otology

EDITED BY
SIR GEOFFREY BATEMAN

ASSISTANT EDITOR
JOHN BALLANTYNE

Contents

✓ Long-term results of endolymphatic subarachnoid shunt surgery in Ménière's disease	WILLIAM F. HOUSE and FRED D. OWENS	521 ✓
✓ Detection of signals in noisy backgrounds: A role for centrifugal fibres	S. D. COMIS	529 ✓
✓ A glimpse of otology in the ancient world	A. BROWNLIE SMITH	535 ✓
✓ Problems of viscus replacement following pharyngo-laryngectomy	G. SLANEY and G. A. DALTON	539 ✓
✓ Assessment of deaf children: a 20-year appraisal	J. L. W. WRIGHT and R. B. BRADSHAW	547 ✓
Vertigo and nystagmus in cervical spondylosis and the role of 'anterior cervical decompression'	G. D. McDOWALL and K. S. MANGAT	555
Complicated frontal sinus disease treated by the osteoplastic flap operation	N. V. MORGAN and D. ROBINSON	565
Zinc sulphate therapy for vocal cord granulomas	ABA MARSHAK and GABRIEL MARSHAK	573
Clinical records—		
Pseudo (atypical) pyogenic granuloma of the ear	D. R. MENDONCA	577
Oxyphil adenoma of the laryngeal ventricle	D. R. MENDONCA and A. M. WARD	583
Cranium bifidum occulta with juvenile fibromatosis of face	P. L. BHATIA, H. K. JAIN, R. L. SHRIMALI and M. K. DUBE	587
Treatment of double nose	DR. P. GHOSH	593
Half nose	H. K. KUKREJA	599
Antral metastases from carcinoma	D. ROBINSON	603
✓ Secretory otitis media—a temporal bone report	A. G. KERR and G. D. L. SMYTH	611 ✓
✓ General notes		615 ✓

Headley Brothers Ltd

Ashford, Kent

Annual Subscription £8 net, U.S.A. \$23

Monthly, £1 net, post free

The Journal of Laryngology and Otology

(FOUNDED in 1887 by MORELL MACKENZIE and NORRIS WOLFENDEN)

EDITED BY
SIR GEOFFREY BATEMAN

ASSISTANT EDITOR
JOHN BALLANTYNE

1. Original articles which have not been published elsewhere are invited and should be sent to the Editor. They are considered for publication on the understanding that they are contributed to this *Journal* solely. Reproduction elsewhere, in whole or in part, is not permitted without the previous written consent of the Author and Editor and the customary acknowledgement must be made.

2. Manuscripts should be typewritten, on one side only of the paper, and well spaced. Captions to illustrations should be typed on a separate sheet and sent at the same time as original photographs, etc.

The Harvard system of recording references should be used, e.g. GREEN, C., and BROWN, D. (1951), *Journal of Laryngology and Otology*, 65, 33. The titles of all Journals should be given without abbreviation.

It is most important that authors should verify personally the accuracy of every reference before submitting a paper for publication.

3. Galley proofs and engraver's proofs of illustrations are sent to the author. Corrections, which should be kept to a minimum, must be clearly marked, and no extra matter added. Proofs should be returned within 5 days.

4. Illustration blocks will normally be held by the Printers for three years, after which they will be destroyed. Any author is entitled to have these returned to him, but a request for this must be sent within three years of the appearance of the article, to HEADLEY BROTHERS LTD., The Invicta Press, Ashford, Kent. Coloured illustrations will be charged to authors, unless a special grant is authorized by the Editor.

5. Orders for reprints must be sent when returning galley proofs, and for this purpose special forms are supplied.

6. Editorial communications may be addressed to THE EDITOR, *Journal of Laryngology*, c/o HEADLEY BROTHERS LTD., The Invicta Press, Ashford, Kent.

7. The annual subscription is £8 (eight pounds sterling) post free; U.S.A. \$23 post free, and payable in advance.

8. Single copies of current or back numbers (when available) will be on sale at £1 (including postage) each.

9. All subscriptions, advertising and business communications should be sent to the publishers, or subscription agents.

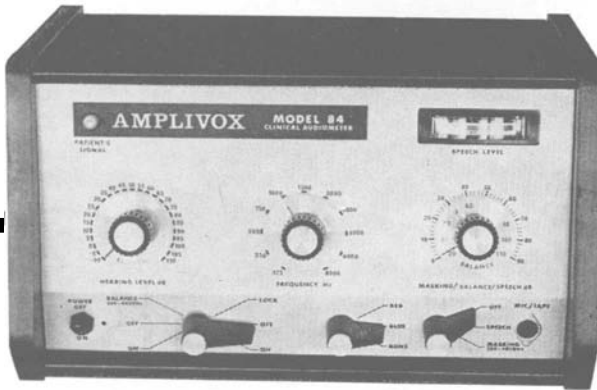
HEADLEY BROTHERS LTD.

The Invicta Press, ASHFORD, Kent.

© *Journal of Laryngology and Otology Ltd.*, 1973

AMPLIVOX 84

The successor to the world's most widely used clinical Audiometer.



**Take a look at all the advantages you get
with this superb audiometer.**

- *Pure tone at eleven frequencies—now including 750 Hz*
 - *Bone conduction at eight frequencies*
 - *Narrow band masking via insert and headphones*
Automatic presentation
 - *ISO specification*
 - *Trimpot calibration*
 - *Continuously variable second channel for ABLB*
(Fowler) recruitment test
 - *Tone decay test*
 - *Illuminated patient's signal*
- PLUS Calibrated speech audiometry via microphone or tape.***

Write now for illustrated brochure to :

AMPLIVOX HEARING CONSERVATION LTD

Beresford Avenue, Wembley, Middx. HA0 1RU. Phone : 01-902 8991

THE LARYNGOSCOPE

A Monthly Journal
devoted to the disease of
EAR, NOSE AND THROAT

*Official organ for the American Laryngological
Rhinological and Otological Society*

Price \$25.00 per year Canada \$27.00 per year
Foreign \$27.00 per year

ESTABLISHED 1896

JOSEPH H. OGURA, M.D.
EDITOR

222 PINE LAKE ROAD, COLLINSVILLE,
ILLINOIS 62234

THE CANADIAN JOURNAL OF OTOLARYNGOLOGY

Quarterly — Bilingual.

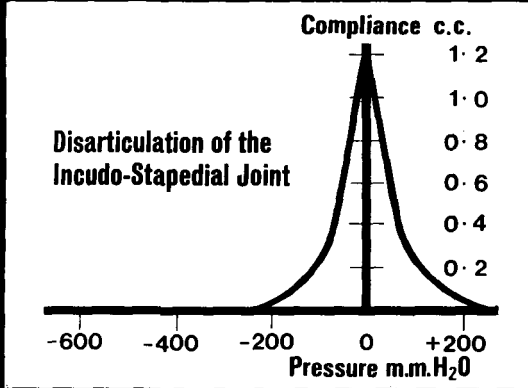
Annual subscription: Canada and U.S.A. \$16.00 (trainees
\$10.00), elsewhere \$17.00.

Subscription requests to Dr. P. W. Alberti, Editor,
New Mt. Sinai Hospital, 550 University Avenue,
Toronto 2, Ontario, Canada.

Advertising information: Mr. W. G. Tiffin,
2 Tremont Crescent, Don Mills, Ontario,
Canada.

Please mention *The Journal of Laryngology and Otology* when replying to advertisements

How to plot a tympanometry curve in less than five minutes



Use the Peters Acoustic Impedance Meter and advance clinical investigation of the middle ear

PETERS

Designers and manufacturers of audiological instruments for clinics, hospitals, schools and factories all over the world.

For further information, complete this coupon and post it to PETERS Head Office: 55 Clarkehouse Road, Sheffield S10 2LE

- * Please send me literature on the Peters Acoustic Impedance Meter, including a copy of the "Guide to the Clinical Assessment of Tympanometry Curves".
- * Please arrange a demonstration of your new Acoustic Impedance Meter.

Name

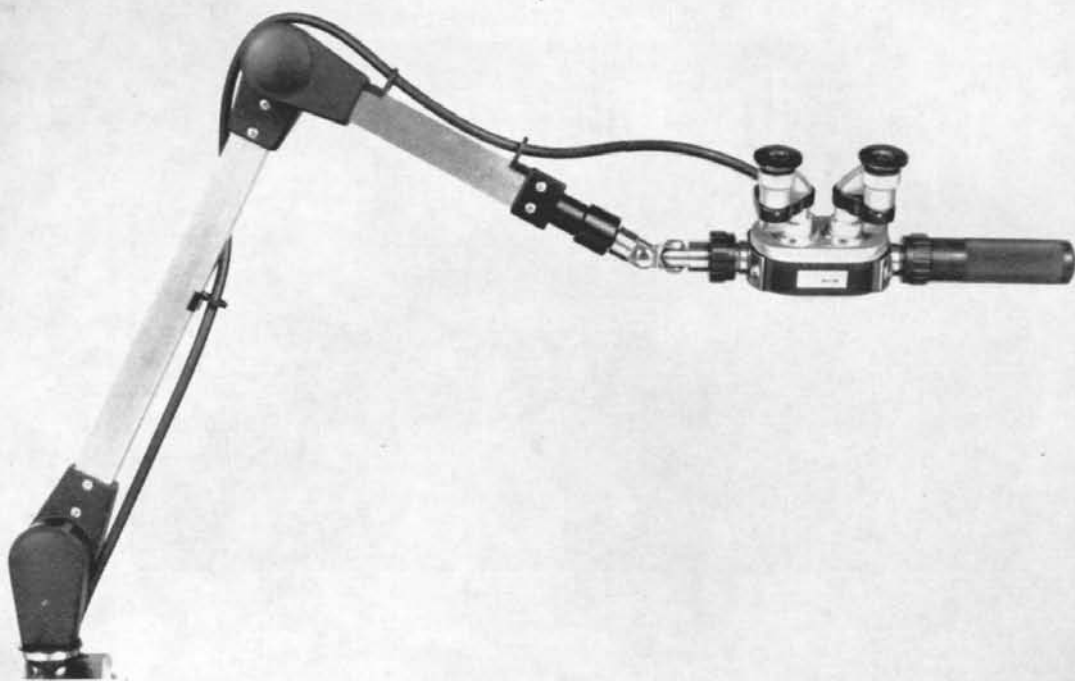
Address

Position Telephone No

Please mention *The Journal of Laryngology and Otology* when replying to advertisements

THACKRAY

A new miniaturised portable microscope for magnification in surgery, the Mediscope[®] Mk II



Please send for a descriptive leaflet to
Chas F. Thackray Limited
PO Box 171 Park Street Leeds LS1 1RQ Tel 42321

® Mediscope is a registered trade mark of the Tokibo Company Ltd.

“...Readily controls the symptoms of allergic rhinitis”

LANCET 1971 1 55



Rynacrom is unlike anything else in the treatment of allergic rhinitis. Instead of merely providing symptomatic relief it actually **prevents** the condition.

Regular insufflation of Rynacrom (Sodium Cromoglycate BP) inhibits the disruption of the cells which, in the face of challenge, release the spasmogens and cause the distressing symptoms.

Thus the patient is protected all year round and not subjected to troublesome side effects which so often accompany symptomatic treatment.

RYNACROM[®]

SODIUM CROMOGLYCATÉ BP

PROPHYLAXIS

Further information is available from
FISONS LIMITED—
PHARMACEUTICAL DIVISION
Loughborough Leicestershire England



Neurology of Ear, Nose and Throat Diseases

Charles Harold Edwards FRCP

Writing from the clinical point of view, the author here correlates and clarifies the surgical and neurological aspects of ENT diseases and disorders, and explores in detail what was previously a rather indistinct relationship between the two specialities.

This will be of particular interest not only to ear, nose and throat surgeons, but neurologists, GPs and senior students will also find it most informative.

1973 314 pp., illustrated
0 407 33000 3 £6.00

*Obtainable through any bookseller or
from the publishers*

The Butterworth Group

88 Kingsway, London WC2B 6AB

Showroom and trade counter:
4-5 Bell Yard, WC2



For advertisement space
in this Journal

apply to

HEADLEY BROTHERS LTD.

Ashford, Kent

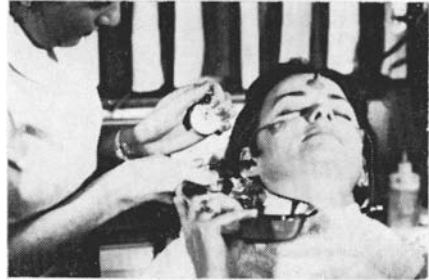
UNRIVALLED VERTIGO DIAGNOSIS

Series 3050 Electronystagmograph


The series 3050 Electronystagmograph is the most notable advance in the field of vertigo diagnosis to date. This portable, compact unit provides new high definition fine line recordings from direct writing heated stylus, easy chart loading with minimal chart waste, and dual speed drive, 5 and 10 mm per sec. Nystagmus duration and intensity are recorded free of distortion or artifact thanks to highly stable, high performance circuitry. Patient safety stringently observed.

The 3050 electronystagmograph is another product of Watson Victor's long experience — it's fully transistorised and measures a most compact 12" x 12" x 5". Power requirements: 240 Volt 50Hz or 110 Volt 60Hz. This includes the powering of inbuilt calibration lights.

U.K. Distributors: **AMPLIVOX**
Beresford Ave, Wembley, Middlesex, England.



AMPLIVOX



Beresford Ave.,
Wembley,
Middlesex,
England.

Please forward me
further information
on the Cardiotrace
3050 Electro-
nystagmograph

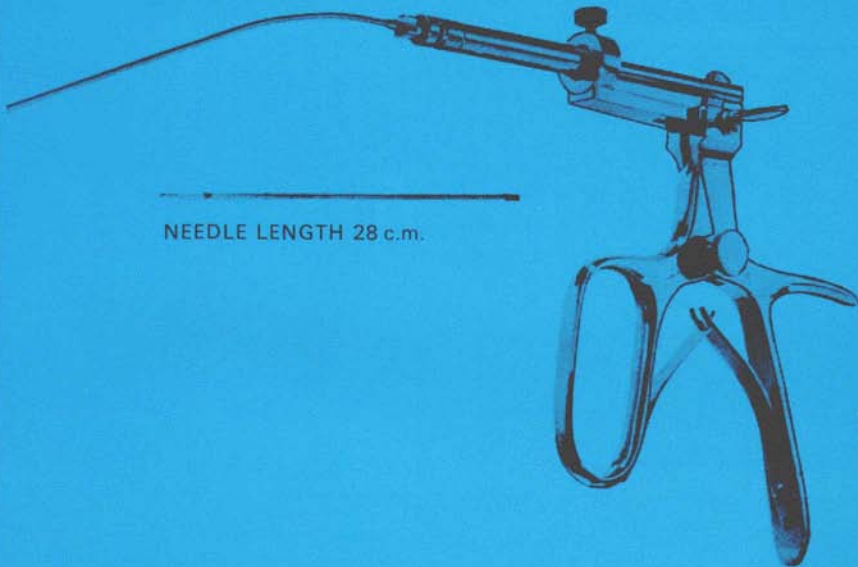
Name

Address

SPS9.411.486A

TEFLON PASTE INJECTION SYRINGE

BY P. McKELVIE F.R.C.S., D.L.O.



NEEDLE LENGTH 28 c.m.

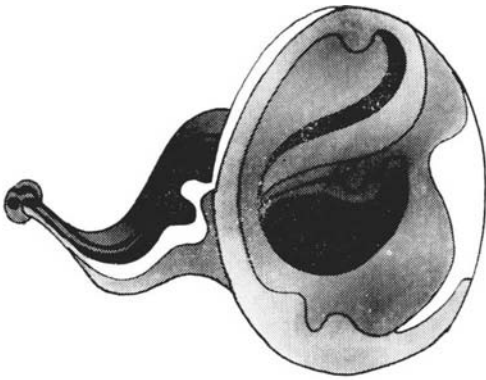
The Teflon Paste Syringe was developed to overcome the difficulties experienced with other types of Laryngeal Injection Syringes which were difficult to use and fill, due to the resistance of the Teflon Paste.

DOWN BROS AND MAYER & PHELPS LIMITED
CHURCH PATH MITCHAM SURREY ENGLAND



DOWN'S SURGICAL GROUP

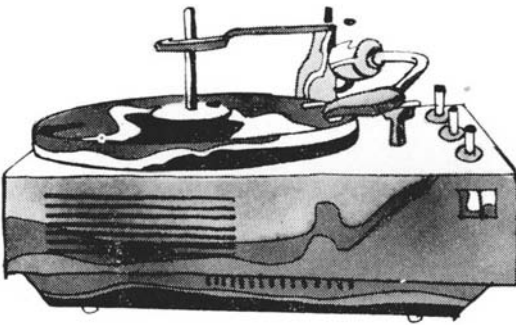
for old ears...



for cold ears...



for musical ears...



for mysterious ears...



for medical ears...

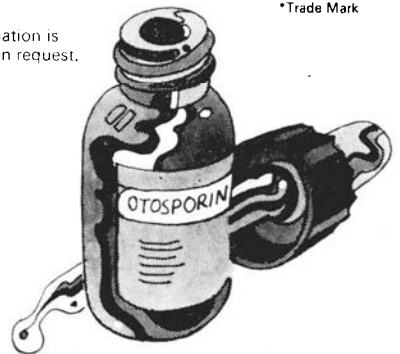


for patient ears...

Anti-infective/anti-inflammatory, OTOSPORIN*
Drops contain polymyxin B sulphate, neomycin sulphate and hydrocortisone.
Supplied in dropper bottles of 5 ml.

*Trade Mark

Full information is available on request.



OTOSPORIN clears infected ears



Burroughs Wellcome & Co. (The Wellcome Foundation Ltd.) Berkhamsted, Herts.

