

Research Paper

Cite this article: Stenoien CM, Christianson L, Welch K, Dregni J, Hopper KR, Heimpel GE (2023). Cold tolerance and overwintering survival of *Aphelinus certus* (Hymenoptera: Aphelinidae), a parasitoid of the soybean aphid (Hemiptera: Aphididae) in North America. *Bulletin of Entomological Research* **113**, 516–528. <https://doi.org/10.1017/S0007485323000196>

Received: 24 August 2022
Revised: 28 April 2023
Accepted: 1 May 2023
First published online: 26 June 2023

Keywords:

Aphis glycines; cold hardiness; lower lethal temperature; supercooling point; temperate


Corresponding author:

Carl M. Stenoien;
Email: sten0364@umn.edu

© United States Department of Agriculture, 2023. This is a work of the US Government and is not subject to copyright protection within the United States. Published by Cambridge University Press.



Cold tolerance and overwintering survival of *Aphelinus certus* (Hymenoptera: Aphelinidae), a parasitoid of the soybean aphid (Hemiptera: Aphididae) in North America

Carl M. Stenoien¹ , Lindsey Christianson¹, Kelton Welch¹, Jonathan Dregni¹, Keith R. Hopper² and George E. Heimpel¹

¹Department of Entomology, University of Minnesota, St. Paul, Minnesota 55108, USA and ²USDA, ARS, Beneficial Insect Introductions Research Unit, Newark, DE 19713D, USA

Abstract

Broad-spectrum insecticides are the main control measure of the invasive and economically damaging soybean aphid (*Aphis glycines*) in North America, although biological control by resident natural enemies can also greatly diminish population levels. One such natural enemy is the accidentally introduced Eurasian parasitoid *Aphelinus certus* (Hymenoptera: Aphelinidae), though its impact appears to be limited by low rates of parasitism early in the growing season. We tested the hypothesis that *A. certus* might experience high overwintering mortality. In the laboratory, we used thermocouple thermometry to measure the supercooling points of diapausing parasitoids and assessed parasitoid survival after exposure to ecologically relevant durations of low temperature. We found *A. certus* to be freeze-intolerant with a median supercooling point of -28°C . When exposed to temperatures of 0°C for up to 7 months, adults emerged only after exposures of at least 60 days and survival decreased with durations beyond 150 days. We also conducted in-field studies at sites from northern Minnesota to southern Iowa to determine if diapausing *A. certus* could overwinter above and below the snowpack. Survival was negatively correlated with increasing latitude and was greater for parasitoids placed on the ground than 1 meter off the ground, likely due to the warmer and stabler temperatures of the subnivean microclimate. Our results suggest that *A. certus* is capable of overwintering in the region inhabited by soybean aphid but may experience substantial mortality even under ideal conditions. Climate change is predicted to bring warmer, drier winters to the North American Midwest, with decreased depth and duration of snow cover, which may further reduce overwintering survival.

Introduction

The soybean aphid (*Aphis glycines* Matsumura; Hemiptera: Aphididae) is native to eastern Asia and was first detected in North America in the year 2000 (Venette and Ragsdale, 2004). Over 4 years, its population expanded to the main soybean growing areas in the USA and Canada, and it became the most damaging pest of soybean in the north-central USA and eastern Canada (Ragsdale *et al.*, 2011; Koch *et al.*, 2016). Control of soybean aphid is achieved primarily with foliar insecticides and neonicotinoid seed treatments (Ragsdale *et al.*, 2011; Douglas and Tooker, 2015), but the widespread use of these insecticides is costly, risks inducing insecticide resistance, poses a danger to non-target organisms in fields and adjacent habitats, and produces substantial greenhouse-gas emissions (Heimpel *et al.*, 2013; Stanley *et al.*, 2015; Hanson *et al.*, 2017; Calvo-Agudo *et al.*, 2021). Finding alternatives to insecticides is a critically important component of developing sustainable soybean production.

Given that soybean aphid populations in eastern Asia support a suite of parasitic wasps and rarely reach economically damaging levels, the importation of Asian biological control agents to North America was considered as a potential solution (Heimpel *et al.*, 2004; Liu *et al.*, 2004; Wu *et al.*, 2004). Several species of parasitic wasps were either imported from Asia or redistributed from within the continental USA during the first 10–15 years following the arrival of soybean aphid, yet none of these agents have contributed significantly to the suppression of soybean aphid populations for a number of hypothesized reasons (Chacón and Heimpel, 2010; Heimpel *et al.*, 2010; Asplen *et al.*, 2011; Ragsdale *et al.*, 2011; Ghising *et al.*, 2012; Dieckhoff *et al.*, 2014; Garipey *et al.*, 2015; Asplen *et al.*, 2016). The Asian parasitoid *Aphelinus certus* Yasnosh (Hymenoptera: Aphelinidae) was evaluated as a potential biological control agent of soybean aphid, but a petition for its release was not sought because it exhibited a relatively broad host range within aphids (Hopper *et al.*, 2017, 2019) and included some



native North American aphid species (Kaser, 2016; Monticelli *et al.*, 2021). Despite the decision not to import this species, it arrived adventitiously in North America and was first detected in Connecticut in 2004 (Heimpel *et al.*, 2010; Hopper *et al.*, 2019). Since then, *A. certus* has become geographically widespread and can be abundant in North American soybean fields (Frewin *et al.*, 2010; Hallett *et al.*, 2014; Kaser and Heimpel, 2018; Leblanc and Brodeur, 2018; Miksanek and Heimpel, 2020a, 2020b). This parasitoid's ability to prevent economically damaging levels of soybean aphids seemed promising shortly after its detection in Minnesota in 2011 (Kaser and Heimpel, 2018). More recent work, however, indicates that although *A. certus* is limiting aphid population growth and likely preventing the application of insecticides in some cases, it has not controlled soybean aphid populations as well as initially expected (Leblanc and Brodeur, 2018; Miksanek and Heimpel, 2019, 2020b). This lack of a strong impact was hypothesized by Leblanc and Brodeur (2018) to be caused by low rates of parasitism early in the growing season, and modeling work by Miksanek and Heimpel (2019) provides further support for this hypothesis.

The cause of these previously observed low rates of early-season parasitism of soybean aphid by *A. certus* is unknown. One potential explanation is that insufficient cold tolerance of *A. certus* during the winter in North American areas that support soybean aphid populations lead to high overwintering mortality for this parasitoid. However, neither the cold tolerance nor the effects of overwintering conditions on survival and timing of adult emergence of *A. certus* have been previously studied. Like other species of *Aphelinus*, individual *A. certus* overwinter as diapausing final-instar larvae inside of hardened and inflated remains of their hosts, called mummies (Yu, 1992; Tatsumi and Takada, 2005, 2006; Su *et al.*, 2018). Viable diapausing *A. certus* have been found in October and November in Minnesota soybean fields both before and after harvest and on common buckthorn (*Rhamnus cathartica*) in Minnesota (C.S., unpublished). Common buckthorn is an invasive woody shrub native to Eurasia which serves as the most abundant overwintering host of soybean aphid in North America (Ragsdale *et al.*, 2004; Voegtlin *et al.*, 2004, 2005). Viable *A. certus* mummies have also been found on common buckthorn in the spring in Pennsylvania (Hopper and Diers, 2014), suggesting that they can successfully overwinter on buckthorn.

The cold tolerance of insects that overwinter in temperate zones has been of interest to entomologists for many decades (Salt, 1961; Somme, 1999; Turnock and Fields, 2005; Lee, 2010; Teets and Denlinger, 2013; Overgaard and Macmillan, 2017). The temperature at which an insect freezes is called the supercooling point (SCP). It has been useful to classify the cold-tolerance strategy of insect species as either freeze-tolerant, freeze-intolerant or chill-intolerant (in which case freeze intolerance is assumed). Although experiments involving brief exposures to very cold temperatures are essential for determining the cold-tolerance strategy and SCP, a full understanding of a species' cold-tolerance profile also requires studying the effects of seasonal durations of low temperatures and variability of temperatures within the overwintering environment (Ramløv, 2000; Renault *et al.*, 2002; Stockton *et al.*, 2019).

To determine whether insufficient overwintering cold tolerance might be limiting the efficacy of *A. certus* as a biological-control agent, we conducted laboratory studies to determine the SCP and lower lethal temperature and used these to hypothesize the cold-tolerance strategy. Based on this, we studied the effect

of ecologically relevant simulated winter conditions on survival and timing of emergence. We also conducted field studies to determine the likelihood of survival across a 760 km latitudinal gradient and in multiple microhabitat types. Although the conditions governing diapause of some *Aphelinus* species have been studied (Trimble *et al.*, 1990; Yu, 1992; Tatsumi and Takada, 2005, 2006), *Aphelinus mali*, *Aphelinus varipes*, and *Aphelinus* near *varipes* are the only members of the genus whose cold tolerance has been investigated. Yu (1992) found that survival of diapausing *A. varipes* was unaffected by temperatures as low as -5°C but survival was reduced by exposure to -10°C beyond 8 weeks. Survival of diapausing *Aphelinus* near *varipes* was reduced by exposure to -5°C for 4 weeks or more and reduced to zero by exposure to -10°C beyond 10 weeks. Su *et al.* (2018) found the SCP of *A. mali* to be -26 and -28°C for two strains but did not determine this species' survival with freezing or chilling. Based on these results, we predicted that *A. certus* would freeze between -25 and -30°C . Because most temperate insects can survive chilling but not internal ice formation, we expected *A. certus* to die upon freezing, or perhaps at temperatures slightly warmer than the SCP (Turnock and Fields, 2005). We also expected that longer exposures to moderately cold temperatures (0 and -17°C) would cause higher mortality and that some minimum duration of winter would be required to break diapause and produce synchronous emergence as adults. In our field studies, we expected that warmer and less variable climates would afford the highest overwintering survival, so survival would be higher at lower latitudes, as has been shown for other insects (Stockton *et al.*, 2019). Because the subnivean habitat (space where the ground meets the snowpack) has a more stable and often warmer microclimate than air temperatures (Pauli *et al.*, 2013), we expected that mummies placed on the ground would have greater survival than those attached to vegetation above the snowpack. Finally, we expected that mummies placed on the ground in woodlots would have higher survival than mummies placed in soybean fields because the subnivean temperatures of forested areas are typically warmer and less variable with fewer extreme freezing events than open areas (Suggitt *et al.*, 2011; Petty *et al.*, 2015).

Materials and methods

Parasitoid acquisition and rearing

Aphelinus certus individuals used in the field studies and the supercooling laboratory assays came from a colony originating from parasitized *A. glycines* collected in Allentown, PA, USA in 2007 and reared on *Glycine max* at the US Department of Agriculture, Agricultural Research Service, Beneficial Insects Introduction Research Unit (BIIRU), Newark, Delaware. To induce diapause in *A. certus*, aphids were allowed to be stung by the parasitoids under laboratory conditions of 11L:13D (light:dark), 20°C , and 40% relative humidity. After 2 weeks under these conditions, diapausing parasitoid larvae inside of mummified aphid hosts were shipped to the University of Minnesota. Shipments were made in October 2016 and November 2017 for use in field experiments, and in April 2018 for thermocouple thermometry studies. Upon arrival in Minnesota, mummies were held in a refrigerator in total darkness at $7 \pm 1^{\circ}\text{C}$ for 7–35 days before being used for the field studies, and 1–17 days before being used for supercooling assays in the laboratory.

For the laboratory-based exposures to simulated winter conditions, we used a colony of *A. certus* that was initiated from field-collected mummies in August 2011 from the University of Minnesota's Rosemount Agricultural Experiment Station and the University of Minnesota St. Paul campus. This colony was continuously reared on *A. glycines* at the University of Minnesota, St. Paul. Rearing conditions similar to those in Newark were used to induce diapause. Four weeks after parasitoids were introduced into cages, individual mummies were moved from soybean plants into 1.5 ml microcentrifuge tubes and moved into the simulated winter conditions described below.

Supercooling points

SCPs were measured using contact-thermocouple thermometry following the methods of Hanson and Venette (2013). Individual diapausing *A. certus* mummies that had been stored at 7°C for 1–5 days were placed within 1 mm of single 0.127 mm copper-constantan thermocouples, which were connected to a multichannel datalogger (USB-TC, Measurement Computing, Norton, MA, USA). Each paired insect and thermocouple were placed inside half of a gel capsule (Capsuline, size 4, Dania Beach, FL, USA), which was placed within a 1.5 ml microcentrifuge tube that was itself sealed with a milled plastic dowel. Each dowel was fitted with an O-ring, through which the wire was threaded. Each of these units were placed inside Pyrex test tubes (18 × 150 mm), and then into a programmable circulating cooling-bath of silicone 180 oil (A40; Thermo Fisher Scientific). This bath was then cooled at approximately $-1.3^{\circ}\text{C}/\text{minute}$ from 21°C to -40°C . Temperatures were recorded once per second using an analog data acquisition unit (USB-TC, Measurement Computing Core, Norton) and logged using Tracer-DAQ software (Measurement Computing, Norton). We identified each individual insect's SCP as the lowest temperature reached before the exotherm (heat release) produced by the phase change from liquid to solid using a set of functions to identify exotherms of at least 0.15°C that occurred between 0 and -40°C . All cooling curves and exotherms were visually verified. We recorded the SCPs of 35 *A. certus* individuals across three groups of 10–13 mummies during April 2018. SCPs did not vary significantly between groups, so all groups were pooled for the calculation of descriptive statistics.

Lower lethal temperature and cold-tolerance strategy

To test the survival of *A. certus* when exposed to acute, extreme, low temperatures, diapausing mummies were treated in the same manner as described in the previous section, except that they were removed from the cooling bath 0–10 s after reaching a predetermined treatment temperature, regardless of whether they had frozen. Based on the distribution of SCPs (see Results), we chose temperatures of -20 , -22 , -25 , -28 , and -30°C for this experiment and they were assigned using a randomized complete-block design. Controls were handled identically but remained at 7°C while test specimens were in the cooling bath. In total, 14 blocks including multiple replicates of each temperature treatment and three controls were tested, yielding data from 221 individuals. After each block was completed, all organisms were stored in darkness at 7°C. We recorded the presence and temperature of any SCPs that occurred during this study. We also recorded the actual removal temperature, which often differed by 0.05 – 0.5°C from the target removal temperature.




Figure 1. Photos of healthy (A) and dead (B) *A. certus* larvae dissected from mummified aphids 7 days after acute cold exposure.

Survival after cold exposures was assessed in two ways. First, a random subset of *A. certus* mummies were dissected to determine survival 1 week after the onset of cold exposure from each block ($n = 63$). Healthy, diapausing final-instar larvae appeared greenish-yellow with clear external segmentation, bilateral symmetry, and compact dark gut contents (fig. 1). Dead larvae were identified by their irregular shape and lack of visible segmentation and often contained pockets of variously colored liquids, which were likely degraded tissues. We assessed larval survival 1 week following cold exposure because we found that mortality of larvae is difficult to determine 24 h following cold exposure. For the second measure of survival, the 159 remaining mummies were

kept at the 7°C treatment for 95 days, after which they were moved to 20°C with a 16:8 h light dark cycle and monitored for emergence twice weekly until no parasitoids emerged for at least 1 week. At this point, all remaining mummies were dissected to determine their stage and survival, from which diapause status could be inferred. Healthy larvae appeared identical to those dissected 1 week after cold exposure, while dead larvae were typically dried and shriveled. Pupae were deemed dead if shriveled or misshapen. Adults were deemed alive only if they exhibited any movement (e.g., of appendages) upon dissection.

Long-term cold tolerance

To determine the effect of the duration of exposure to severe but realistically cold air temperatures on *A. certus*, we overwintered diapausing mummies at -17°C for 0–60 days and then observed their emergence timing and success. We chose this temperature because -17 and -10°C bracket about 70% of the average daily temperatures during January and February in the soybean-growing areas of Minnesota (17% of average temperatures were below -17°C and 15% were above -10°C between 1895 and 2017, from <https://arcgis.dnr.state.mn.us/ewr/climatetrends>). Aphids were parasitized by *A. certus* females from the laboratory colony at the University of Minnesota at 10L:14D and 20°C to obtain a cohort of diapausing mummies that were placed individually into 0.6 ml microcentrifuge tubes. On day 21 post-parasitism, all mummies were checked for emergence (20/590 had emerged), and those that remained intact were assumed to be in diapause. All mummies were randomly assigned to treatment and kept in a polystyrene insulated box with a remote temperature logger (Onset Computer Corporation, Bourne, MA, USA) and 1 litre of water in a glass jar to provide thermal mass. After 7 days in a refrigerator at 0°C (day 28), experimental groups were moved to a freezer. Over the next 4 days, the temperature within the polystyrene box descended by about 3.9°C daily to -16°C and thereafter remained at a mean of -16.93°C, SD = 1.03. From the time that the temperature reached -16°C, mummies were exposed to these conditions for either 0, 1, 4, 7, 10, 13, 16, 30, or 60 days, and then returned to 0°C for 24 days. Controls were kept at 0°C for the duration of the experiment. At the end of this simulated winter, mummies were moved to a growth chamber with simulated growing season conditions of 16L:8D and 20 ± 1°C. HOBO Temperature loggers were included for the duration of exposure to monitor winter as well as growing season conditions. Parasitoid emergence was monitored daily for 49 days, after which time all remaining unemerged mummies were dissected to determine their stadium and survival.

Long-term exposure to 0°C

To determine the effect of the duration of exposure to temperatures hypothetically experienced under the snowpack on *A. certus*, we overwintered mummies at 0°C for 0–210 days, then observed their emergence timing and success. This approximates the temperature of the subnivean zone when there is at least 10 cm of snowpack (Thompson *et al.*, 2018). Our temperature measurements, averaged from 17 January to 4 March 2017, were -3°C on the ground and -7°C 1 m above the ground. Diapausing mummies were generated as described above and on day 24 post-parasitism, <1% of mummies had emerged. Of 80 mummies dissected at that time, 95% appeared to be healthy, final-instar (diapausing) *A. certus* larvae, while 5% contained dead larvae. All

remaining mummies ($n = 609$) were randomly assigned to treatments and exposed to ~0°C in a polystyrene box with a 1 litre jar of water for thermal mass in a refrigerator for either 0, 5, 15, 30, 60, 101, 120, 150, 180, or 210 days (temperature mean ± SD = 0.50 ± 0.51°C). At the end of a given treatment's cold exposure, mummies were moved to a benchtop with simulated growing season conditions (16L:8D, 22 ± 2°C). The temperature was recorded hourly for the duration of exposure and parasitoid emergence was monitored daily for 40 days for those exposed to 0 or 5 days of cold. Because some parasitoids in these groups were still emerging near day 40, we implemented a conditional rule to decide when to stop checking emergence of the remaining groups. For all treatments exposed to 15 or more days of cold, we checked parasitoid emergence daily for at least 45 days, performing dissections only if no parasitoids within a treatment had emerged within the previous 5 days. All remaining mummies were dissected on the final day that emergence was checked for their treatment group to determine their stadia and survival status.

Field overwintering survival of *Aphelinus mummies*

We placed diapausing *A. certus* mummies into the field during the autumn and collected them in the spring to assess their capability to overwinter under various conditions. On 20 October 2016, soybean leaves laden with diapausing *A. certus* shipped from BIIRU Newark, Delaware, to the University of Minnesota and were held in growth chambers at 12 ± 2°C and 11L:13D until placed in the field 21–23 November 2016 (see below). Mummies were recovered from the field 4 months later, 20–22 March 2017. Control mummies remained on leaves and were maintained at 12 ± 2°C and 11L:13D in paper cups with mesh lids for the duration of the experiment. From the control group, 20 mummies were dissected on 5 December 2016, to verify diapause status and estimate pre-exposure mortality.

In the first experiment, mummies were placed at six sites along a ~760 km north–south transect from northern Minnesota to southern Iowa (table 1). Each site was a woodlot adjacent to a harvested soybean field. Mummies were put into 30 × 30 cm fine-mesh bags (approximately 1000 mummies/bag) to aid recovery, prevent escape of emerging wasps, and to prevent attack from predatory arthropods in the leaf litter. Bags were then placed inside rectangular boxes (33 × 26 × 3 cm) made of 0.5 cm wire

Table 1. Locations and dates of winter exposure for *A. certus* mummies overwintered in wooded areas near soy fields during the winter of 2016–2017

Site	Geographic coordinates	Date placed	Date recovered
Crookston, MN	47.75735806, -96.74683665	21-Nov-2016	20-Mar-2017
St. Paul, MN	44.988976, -93.186247	22-Nov-2016	21-Mar-2017
Waseca, MN	44.074700, -93.529438	22-Nov-2016	21-Mar-2017
Decorah, IA	43.2589402, -91.79385099	22-Nov-2016	21-Mar-2017
Ames, IA	42.031188, -93.653076	22-Nov-2016	21-Mar-2017
Chariton, IA	40.95414792, -93.42269683	23-Nov-2016	22-Mar-2017

mesh to prevent damage from small mammals. One pair of bags was placed at each of the six sites, 2–10 m into the wooded areas. One bag from each pair was affixed to the ground with lawn staples and covered with leaf litter at a density approximating the density of leaf litter in the area. This treatment simulated the microhabitat of mummies overwintering on leaves that had fallen to the forest floor. The second bag was affixed to the branches of saplings or small trees at 1–1.5 m above the ground. This treatment simulated the microhabitat of mummies overwintering attached to *R. cathartica* stems, buds, or foliage that did not fall to the ground.

Mummies were recovered after 4 months in the field. Two hundred mummies were sampled haphazardly from each bag and allocated into ten groups of 20 mummies. Each group of 20 mummies was placed into a 0.6 ml microcentrifuge tube which was placed into a growth chamber at 20°C and 14L:10D. Parasitoid emergence was recorded periodically for 37–39 days after recovery from the field.

During the winter of 2017–2018, a second experiment was carried out at the St. Paul, MN site to further investigate the effect of habitat type on survival. Diapausing *A. certus* that arrived from BIIRU in Newark, Delaware, on 30 November 2017, were placed outside on 6 December 2017, and were retrieved on 9–11 April 2018. Groups of ~100–500 mummies were placed in fine mesh bags inside of wire mesh boxes, this time in microhabitats representing a range of possibly overwintering conditions. Two soybean fields (representing *A. glycinis* summer habitats) and two woodlots (representing typical soybean aphid overwintering habitats) on the University of Minnesota – St. Paul campus were chosen. All sites were within 0.5 km of one another. In each of the soybean-field sites, two mummy bags were placed on the ground: one covered in leaf litter and crop residue at a density approximating that of the surrounding field, and the other with no such cover. In each of the woodlot sites, three mummy bags were placed: two on the ground (one covered and one uncovered by leaf litter), and one attached to small trees at a height of 1 m off the ground. Thus, a total of five potential overwintering conditions were evaluated. Temperature loggers placed with one mummy bag in each condition recorded data every 10 min from 18 January through 2 March 2018. Control mummies were maintained in laboratory growth chambers at 12.5L:11.5D, 12°C in paper cups with mesh lids. Experimental and control mummies were recovered 9–11 April 2018. From each group, as many mummies as possible (range = 35–208, median = 96) were separated individually into 0.6 ml microcentrifuge tubes, placed in a growth chamber at 20°C and 16L:8D, and monitored daily for parasitoid emergence for 51 days.

Statistical analyses

All statistical analyses were done in R, version 3.6.1 (R Core Team, 2019). Unless otherwise specified, logistic regressions (GLMs) were implemented using the `glm()` function (R Core Team, 2019) while generalized linear mixed effects models (GLMMs) were implemented using the `lme4` package (Bates *et al.*, 2015). Model assumptions were verified by plotting residuals and by testing for overdispersion against a χ^2 distribution whenever residual deviance was greater than the residual degrees of freedom. To estimate the temperatures or durations required to kill 50 or 90% of individuals under specific conditions, we used the `dose.p` function within the MASS package (Venables & Ripley 2002).

To determine the lower lethal temperature, we used logistic regression to determine the effect of temperature, as well as the assessment method (dissection vs. emergence) on the survival of *A. certus* mummies. We excluded the controls (which were not exposed to subzero temperatures) to avoid non-equivalent prediction intervals between groups with different assessment methods (control insects are included in a separate analysis of insects that did not reach their SCP; see below). Inclusion of block in the model did not improve fit, so it was omitted for the final analysis. From the model output, we used the `dose.p` function within the MASS package (Venables & Ripley 2002) to determine the temperature expected to kill 50% of mummies.

To determine the cold-tolerance strategy, we applied Fisher exact tests to determine whether the likelihood of survival differed for mummies that were cooled but did not reach their SCP vs. those that did reach their SCP. Two Fisher exact tests were applied, one for those dissected 1 week following cold exposure and the other for those allowed to emerge after a simulated winter. We also used a binomial linear regression to test whether the survival of mummies that did not reach their SCP was affected by the removal temperature, survival assessment method, and their interaction. For this model, we included all insects, regardless of removal temperature, with controls to detect chill-induced mortality that might occur at 7°C. Again, inclusion of block in the model did not improve fit, so it was omitted for the final analysis.

To assess tolerance of long-term exposures to very cold conditions, we used logistic regression to evaluate the effect of duration of exposure to –17°C on the survival to emergence of individual mummies and used the `dose.p` function within the MASS package (Venables & Ripley 2002) to estimate the temperatures expected to cause 50 and 90% mortality. We initially included the cage of origin as a random effect but dropped this variable from the final model because it did not improve model fit. We used logistic regression with a negative-binomial error structure to estimate the number of days required to emerge as an adult following the onset of suitable growing conditions as predicted by the duration of cold exposure. Inclusion of a random effect for the cage in which each mummy formed did not improve either model, so was excluded from both.

To assess the effect long-term exposures to conditions expected under snowpack (0°C), we evaluated the effect of exposure duration by using a second-order polynomial logistic regression on parasitoid emergence within 40 days of the onset of suitable growing conditions. We used the second-order polynomial based on the prediction that emergence success might exhibit an intermediate winter duration.

We initially included the cage of origin as a random effect but dropped this variable from the final model because it did not improve model fit. To test the effect of the duration of exposure at 0°C on post-exposure emergence timing, we used a non-linear three-parameter asymptotic model (equation 1) using the `nls()` function in R (R Core Team, 2019). In this model, y = days to emerge, x = winter duration, a = the asymptote, b = the amount of change in y from intercept to asymptote, and c corresponds to the rate of change in y with respect to x . We excluded the two shortest duration exposures (0 and 5 days) because, unlike the other groups, we halted their emergence at 40 days after the onset of suitable growing conditions.

$$y = a - b \times e^{-cx} \quad (1)$$

To assess overwintering survival of *Aphelinus* mummies in the field in the latitudinal transect experiment, we used a binomial

generalized mixed effects model (GLMM) to determine the effect of latitude, microhabitat, and their interaction on survival, while accounting for potential random effects of emergence-tube batches. Survival of controls was low (21.5%), which we attribute to the control temperature of 12°C being too warm for the proper development of diapausing mummies, so we excluded them from this analysis.

To assess the effect of microhabitat on overwintering survival of *Aphelinus* mummies in the field, we used a binomial GLMM with a random effect of site (each of which contained two or three bags of mummies, depending on habitat type). We then used the `glht()` function within the `multcomp` package (Hothorn *et al.*, 2008) to generate Tukey-adjusted pairwise comparisons between all habitat types. Controls were excluded from analyses because 0% survived. We report descriptive statistics for the number of days to adult emergence as well as for the temperature above the snowpack and within the leaf litter microhabitat.

Results

Supercooling point

The SCPs of the 35 parasitoids tested ranged from -29.6 to -22.5°C , with a median of -27.9°C (fig. 2). Four individuals froze at temperatures warmer than -23°C , while the majority (27 individuals, 77.1%) froze at temperatures between -26 and -29.5°C .

Lower lethal temperature and cold-tolerance strategy

The survival of *A. certus* depended strongly and significantly on the temperature of cold exposure (fig. 3; table 2). For the mummies dissected 1 week after exposure, parasitoid survival approached 100% at -20°C , an intermediate level of survival

occurred at -28.0°C (SE = 0.65), and 90% mortality was observed at -31.3°C (SE = 1.2). For the individuals placed at 7°C for 95 days after exposure to the sub-zero temperature treatments, 44% emerged as adults (70/159) between 17 and 31 days after the onset of suitable growing conditions. All mummies from which parasitoids did not emerge contained dead parasitoids upon dissection at the end of the experiment; 75% of these were larvae, 12% were pupae, and 13% were adults. Logistic regression indicated that warmer removal temperatures were associated with greater likelihood of survival, that parasitoids assessed by allowing them to emerge as adults were less likely to survive than those that were dissected early were to appear alive, and that the positive effect of assessment by early dissection diminished for those exposed to colder temperatures (table 2). The temperature expected to kill 50% of parasitoids based on post-winter emergence is -22.8°C (SE = 0.65), while 90% mortality is expected to occur after exposure to -33.3°C (SE = 1.2).

Aphelinus certus could not tolerate freezing but did tolerate brief periods of chilling at temperatures nearly as cold as their SCP. Regardless of survival-assessment method, only parasitoids that did not reach their SCP survived. Of those dissected 1 week following cold exposure, 0/13 that reached their SCP survived, while 46/49 that did not reach their SCP survived (Fisher exact test, $P < 0.0001$). Of those allowed to emerge following a simulated winter, 0/30 that reached their SCP survived, while 70/129 that did not reach their SCP survived (Fisher exact test, $P < 0.0001$).

Long-term cold tolerance

The duration of exposure to -17°C had a significant negative effect on the survival of *A. certus*, despite being $\sim 10^\circ\text{C}$ warmer than the median SCP (fig. 4, table 3). An exposure duration of 0 days to these conditions led to 80.4% survival, with the odds

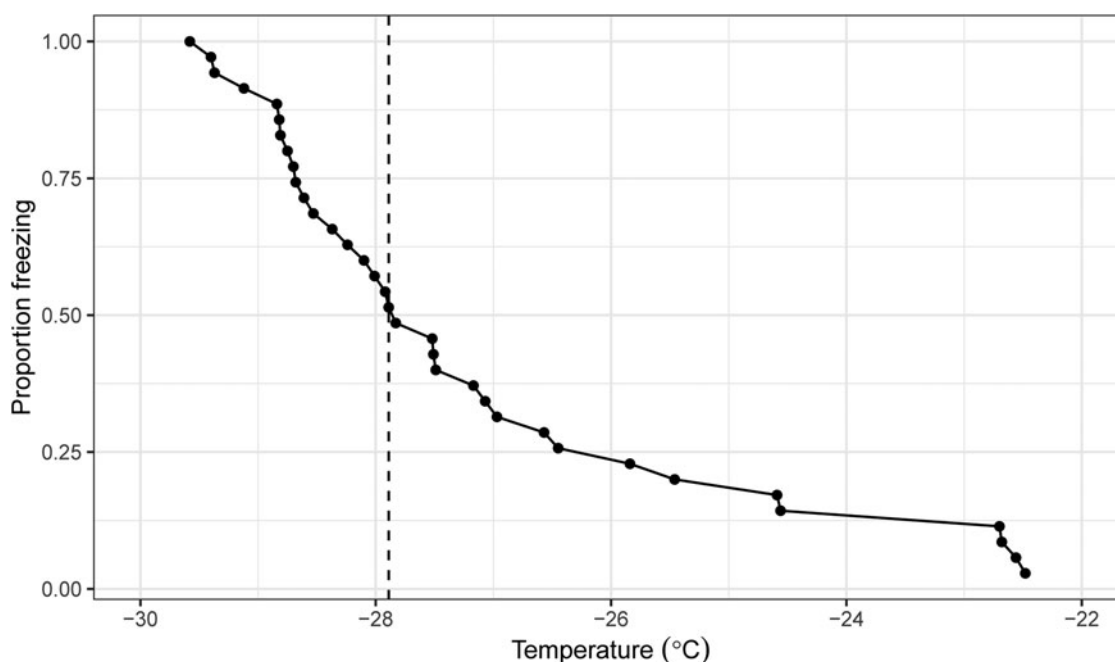


Figure 2. Cumulative (right to left) proportion of *A. certus* larvae that reached their supercooling point at a given temperature. Vertical dashed line indicates the median supercooling point.

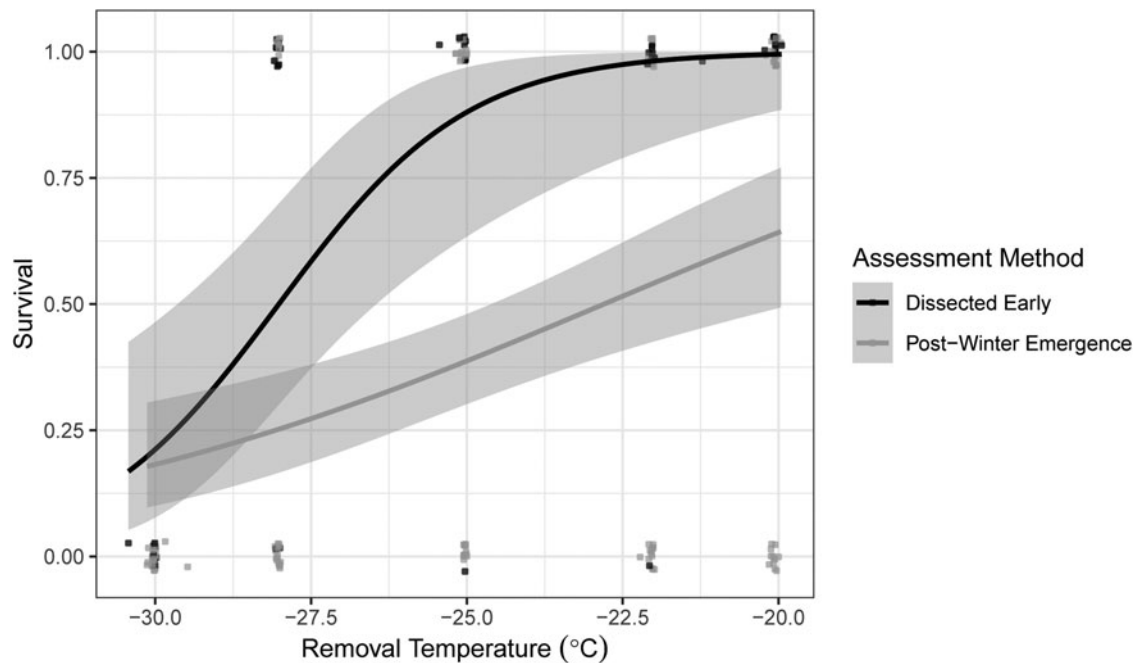


Figure 3. Predicted survival of mummies assessed 1 week after cold exposure by dissection (black line) and mummies allowed to emerge after a simulated winter (grey line). Grey areas indicate 95% confidence intervals. Points represent individuals and have been made partially transparent and displaced (vertically only) to ease visualization.

of survival decreasing with additional cold exposure, such that an exposure for 9.04 days (SE = 0.95) killed 50% of overwintering parasitoids, while an exposure of 23.13 days (SE = 2.39) killed 90% of overwintering parasitoids (fig. 4). All of the 159 mummies that did not have adults emerge within 49 days of the onset of suitable growing conditions were found to contain dead parasitoids upon dissection (129 larvae, 11 pupae, 19 adults). The duration of exposure had no effect on the timing of adult emergence (GLM $z = -1.043$, $P = 0.297$, mean \pm SD = 21.6 \pm 6.48 days, minimum = 4, maximum = 43).

Long-term exposure to 0°C

The duration of simulated winter at 0°C exhibited a dome-shaped relationship with adult emergence success such that the probability of emergence within 40 days of the onset of suitable growing conditions (16L:8D, 22 \pm 2°C) was maximized at an exposure duration of approximately 83 days (fig. 5A; table 4). As winter duration increased, the days required to emerge decreased, reaching an estimated asymptote of 7.95 days (fig. 5B, table 5). The days to emerge also became more synchronous in the trials of longer winter durations, such that exposures of 100–200 days resulted in emergence times between 10 and 18 days. Mummies from which parasitoids had not emerged in groups exposed to 0 or 5 days of winter and dissected 40 days after the onset of suitable growing conditions contained live final-instar larvae, suggesting they had not yet broken diapause. Mummies from which parasitoids had not emerged in groups exposed to 60 or more days of winter were dissected 45 or more days after the onset of suitable growing conditions (see Methods). Within these groups, none of the unemerged parasitoids remained alive, suggesting that our methods allowed for the emergence of all wasps that would have emerged.

Table 2. The effects of removal temperature and assessment method (immediate dissection vs. post-winter adult emergence) on survival of diapausing *A. certus* mummy contents (binomial GLM).

	Estimate (log odds)	Std. Error	z-value	P-value
(Intercept)	18.54	5.69	3.26	0.001
Removal temperature	0.662	0.203	3.26	0.001
Assessment: adult emergence	-13.78	5.85	-2.36	0.002
Removal temp. \times assess: emerg.	-0.453	0.210	-2.16	0.031

The intercept represents hypothetical mummies removed at 0°C and allowed to emerge as adults after a simulated winter. Bold p -values indicate $p < 0.05$.

Field overwintering survival of *Aphelinus* mummies

Survival of parasitoids that were placed on the ground and became snow-covered occurred at all six sites along the latitudinal gradient (survival = 32.5–70%, median = 53%, fig. 6). In contrast, survival of parasitoids elevated above the snowpack occurred at three of six sites, with the greatest survival at the two southernmost sites (survival = 0–55%, median = 14.25%, fig. 6). The binomial GLMM confirmed that parasitoids were significantly more likely to survive at lower latitudes ($P < 0.001$, table 6). While there was not a significant main effect of microhabitat, there was a significant habitat-by-latitude interaction such that the negative effect of latitude on survival was much more pronounced for the parasitoids elevated in the woody vegetation than parasitoids on the ground ($P < 0.001$, fig. 6, table 6). In dissections of 20 control mummies 14–16 days after experimental mummies

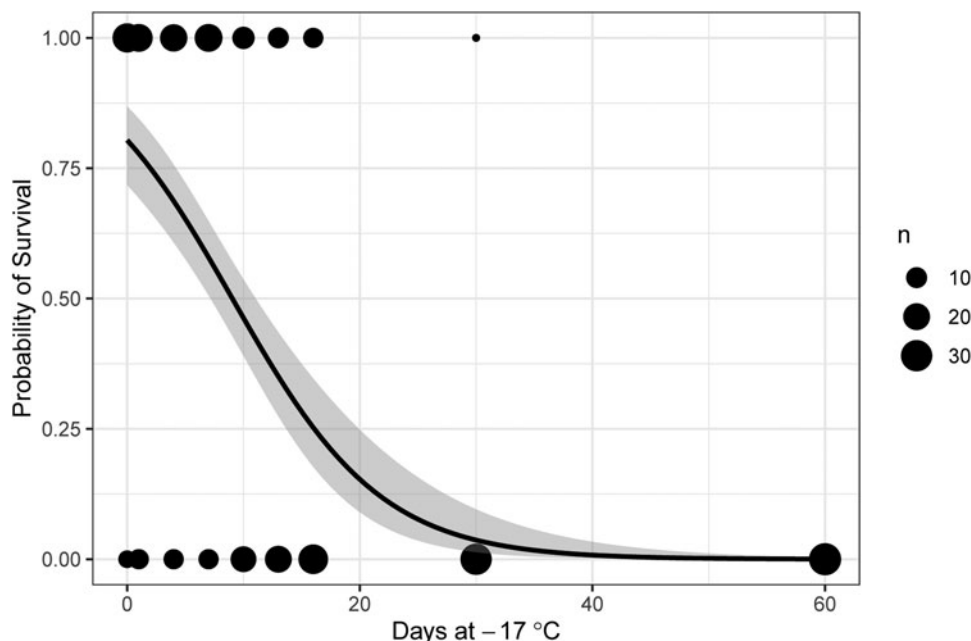


Figure 4. Likelihood of *A. certus* adult emergence after pupal diapause under simulated winter conditions (-17°C for 0–60 days). Adult emergence was recorded over a 40-day period of simulated summer conditions (20°C) following simulated winter. Point size corresponds to the number of individuals with a shared outcome.

were placed in the field, 75% of the parasitoids appeared to be in diapause (15 final instar larvae, 4 pupae, 1 adult; all appeared alive). Assuming this sample is representative of all mummies in our experiment and that mummies containing pupae or adults are non-diapausing and will not successfully overwinter, we would estimate a maximum of approximately 75% survival for any treatment in this experiment.

In the experiment comparing survival of parasitoids in soybean fields or woodlots, parasitoids placed in the stems and foliage above the snowpack were significantly less likely to survive than parasitoids placed on the ground, regardless of whether they were covered with leaf litter or on bare ground, and regardless of whether they were placed in a field or wooded area (table 7, fig. 7A). For those on the ground, survival tended to be higher in the woods than in the field (mean = 58% vs. 32%, respectively). The number of days required to emerge as adults once moved to 20°C and 16L:8D was similar for those overwintered on bare ground and in the leaf litter (pooled mean \pm SD = 18.94 ± 3.5 ; 383/918 emerged). The few parasitoids placed in the woody vegetation that survived to adulthood had relatively long mean durations to emergence (mean \pm SD = 29.25 ± 4.65 ; 4/204 emerged).

As expected, the temperature experienced by parasitoids under the snow was less variable and warmer, on average, than that experienced by those above the snowpack (mean \pm SD = $-3.1 \pm 2.6^{\circ}\text{C}$ vs. $-6.8 \pm 7.1^{\circ}\text{C}$, fig. 7B).

Discussion

Aphelinus certus is a widespread and abundant natural enemy of soybean aphid in much of North America, but low rates of early season parasitism seem to limit its role in biological control (Leblanc and Brodeur, 2018; Miksanek and Heimpel, 2019). We tested the hypothesis that *A. certus* might experience high overwintering mortality by measuring survival in laboratory and field settings. We found *A. certus* to be susceptible to typical

Table 3. The effect of duration of exposure to $\sim -17^{\circ}\text{C}$ on survival to emergence (binomial GLM).

	Estimate (log odds)	Std. Error	z-value	P-value
(Intercept)	1.41	0.243	5.80	<0.001
Duration at -17°C	-0.156	0.023	-6.73	<0.001

Exposure to $\sim -17^{\circ}\text{C}$ occurred during a simulated winter with a baseline temperature of 0°C . Bold p-values indicate $p < 0.05$.

prolonged winter air temperatures experienced in this region (-17°C), but generally well-adapted to the duration and temperature of winter in the subnivium (i.e., underneath snowpack; $\sim 0^{\circ}\text{C}$). Like many temperate insects, diapausing *A. certus* can survive prolonged chilling events but cannot survive internal freezing, which occurs at approximately -28°C . This SCP is similar to that of *A. mali* and other freeze-intolerant insects in cold continental climatic zones (Turnock and Fields, 2005; Su et al., 2018). Our experiments showed that *A. certus* diapause can be triggered by the presence of an autumn photoperiod of 11 h of light during oviposition and larval parasitoid development, and that diapause occurs primarily during the third-instar (final) larval stage. Once in diapause and held at 0°C , a chill period of 2–3 months is needed to break diapause, with chill periods less than 1 month leading to high mortality and extended development time of survivors. Together, our studies suggest that *A. certus* is well-adapted to overwintering under the snowpack in the north-central USA.

Our results thus suggest that barriers to overwintering survival of *A. certus* are mediated by snow cover, which can vary greatly across the landscape and is expected to diminish due to climate change (Zhu et al., 2017; Liess et al., 2022). The site of overwintering is therefore an important consideration for survival. The most likely sites for *A. certus* overwintering are buckthorn

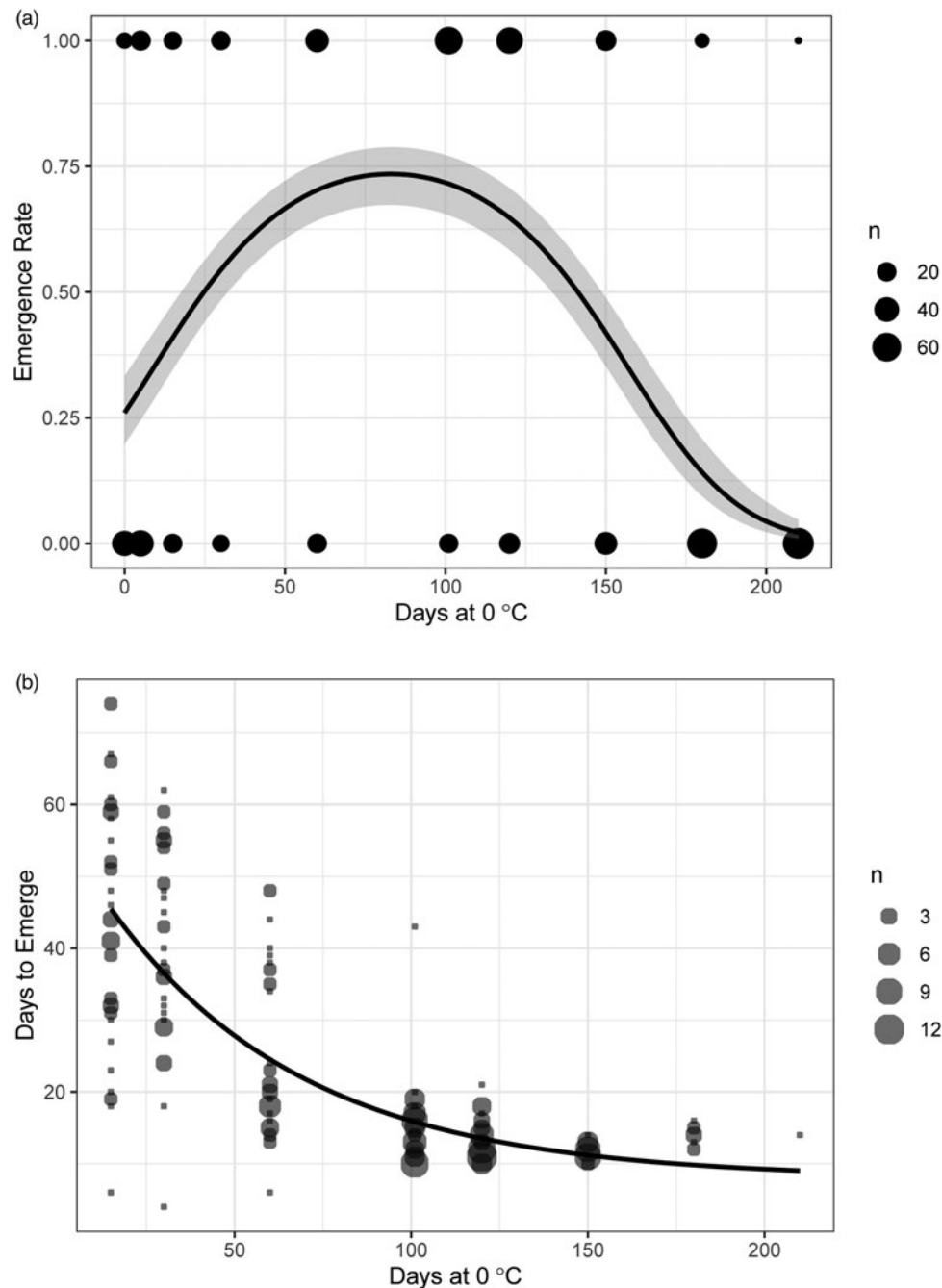


Figure 5. (A) Likelihood of adult emergence within 40 days of summer onset as a function of the duration of simulated winter at 0°C. (B) Number of days after the onset of suitable growing conditions (16L:8D, 22 ± 2°C) required for adult emergence based on the duration of simulated winter at 0°C. The fitted line represents a three-parameter asymptotic function. In both plots, point size corresponds to the number of individuals with a shared outcome.

woodlots, soybean fields, or field edges. Woodlots tend to retain leaf litter and snow cover and are thus the most protected from cold. Since soybean aphid itself overwinters on buckthorn in the egg stage (Voegtlin *et al.*, 2005), an early hypothesis was that its parasitoids may overwinter there as well. In this scenario, the parasitoids would either migrate to buckthorn as adults themselves and parasitize appropriate soybean aphid stages (gynoparae, males, or oviparae) or they would be transported to buckthorn as eggs within parasitized (but still active) gynoparous or male soybean aphids (Asplen *et al.*, 2011). Once parasitoid mummies are formed under this scenario, they could either

remain on buckthorn vegetation if they form on twigs, or they could drop to the forest floor if they form on buckthorn leaves. In the former case, they would be exposed to potentially lethal cold temperatures, and in the latter case, they would be protected under a layer of snow. The extent to which any these scenarios play out for *A. certus* is unclear, but very few *A. certus* mummies were encountered during extensive sampling in buckthorn during the fall in Minnesota (C.S., unpublished). We therefore suspect that buckthorn patches may not be a major overwintering site for *A. certus*. Finally, although we did not study the effect of temperature experience on cold-tolerance capability, it is well known

Table 4. The effect of duration of exposure to ~0°C as a second-order polynomial on survival to emergence within 40 days of the onset of suitable growing conditions (binomial GLM).

	Estimate (log odds)	Std. Error	z-value	P-value
(Intercept)	-1.05	0.180	-5.83	<0.001
Duration at 0°C	0.050	0.005	9.50	<0.001
Duration at 0°C ²	-0.0003	0.00003	-10.09	<0.001

Bold p-values indicate $p < 0.05$.

Table 5. The effect of duration of exposure to ~0°C on the number of days after the onset of suitable growing conditions required for adult emergence, fit by a three-parameter asymptotic function ($y = a - b \times e^{-cx}$).

	Estimate	Std. Error	t-value	P-value
a	7.95	2.66	2.99	0.003
b	-49.25	2.41	-20.43	<0.001
c	0.018	0.003	5.18	<0.001

In this model, y = days to emerge, x = winter duration, a = the asymptote, b = the amount of change in y from intercept to asymptote, and c corresponds to the rate of change in y with respect to x .

Bold p-values indicate $p < 0.05$.

that environmental cues can induce adaptations such as an increase in cryoprotective substances (Somme, 1999). It is plausible that potential overwintering microhabitats vary in their conditions enough to result in differences in cold-hardiness and overwintering survival. Any such effects are difficult to predict and would likely depend on local weather but might play a role in this species overwintering ecology.

Table 6. The effects of latitude and habitat (exposed foliage vs. in leaf litter) on survival to emergence (binomial GLMM, random effect of emergence group).

	Estimate (log odds)	Std. Error	z-value	P-value
(Intercept)	-0.217	0.302	-0.716	0.474
Latitude	-0.713	0.110	-6.517	<0.001
Habitat: litter	0.468	0.406	1.15	0.248
Latitude × habitat: litter	0.640	0.132	4.83	<0.001

The intercept includes mummies in the foliage at the most southerly site (40.95°N). Bold p-values indicate $p < 0.05$.

Table 7. The effects of various potential overwintering microhabitats on survival to emergence (binomial GLMM, random effect of plot).

	Estimate (log odds)	Std. Error	z-value	P-value
(Intercept)	-1.11	0.438	-2.54	0.011
Field, litter	0.396	0.202	1.96	0.049
Woods, bare ground	1.31	0.619	2.12	0.034
Woods, foliage	-2.82	0.785	-3.59	<0.001
Woods, litter	1.53	0.619	2.48	0.013

The intercept represents mummies in a field on bare ground. Bold p-values indicate $p < 0.05$.

Soybean fields provide the most obvious site for *A. certus* overwintering, and our observations in Minnesota suggest that residual populations of soybean aphid are often present in soybean fields in the autumn when photoperiods would enable *A. certus* diapause (C.S. unpublished). Overwintering within soybean

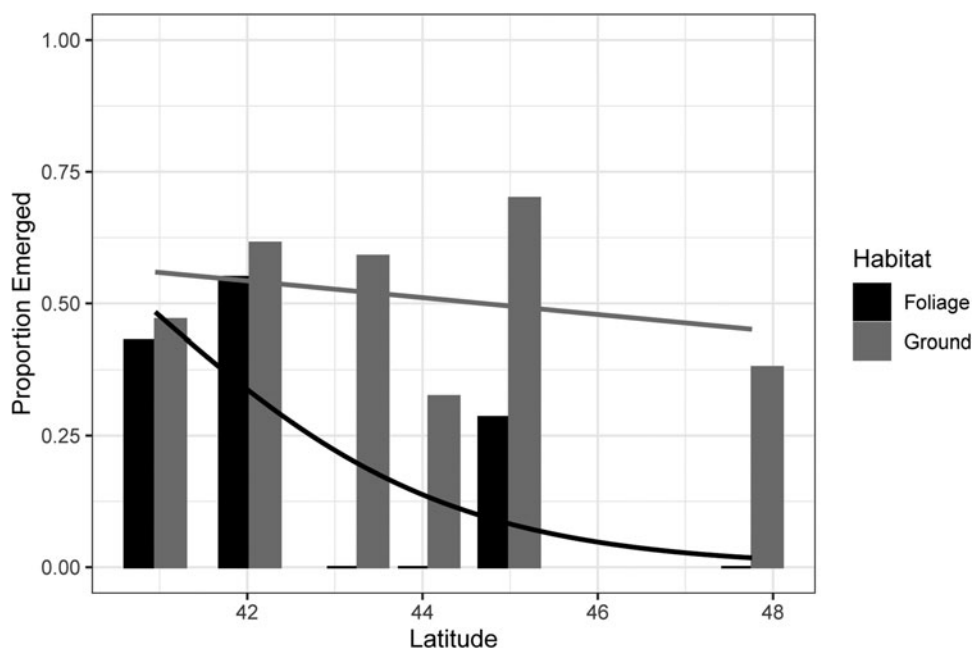


Figure 6. Proportion of *A. certus* emerged by latitude and habitat (bars) and the prediction proportion emerged based on results of the GLMM (lines).

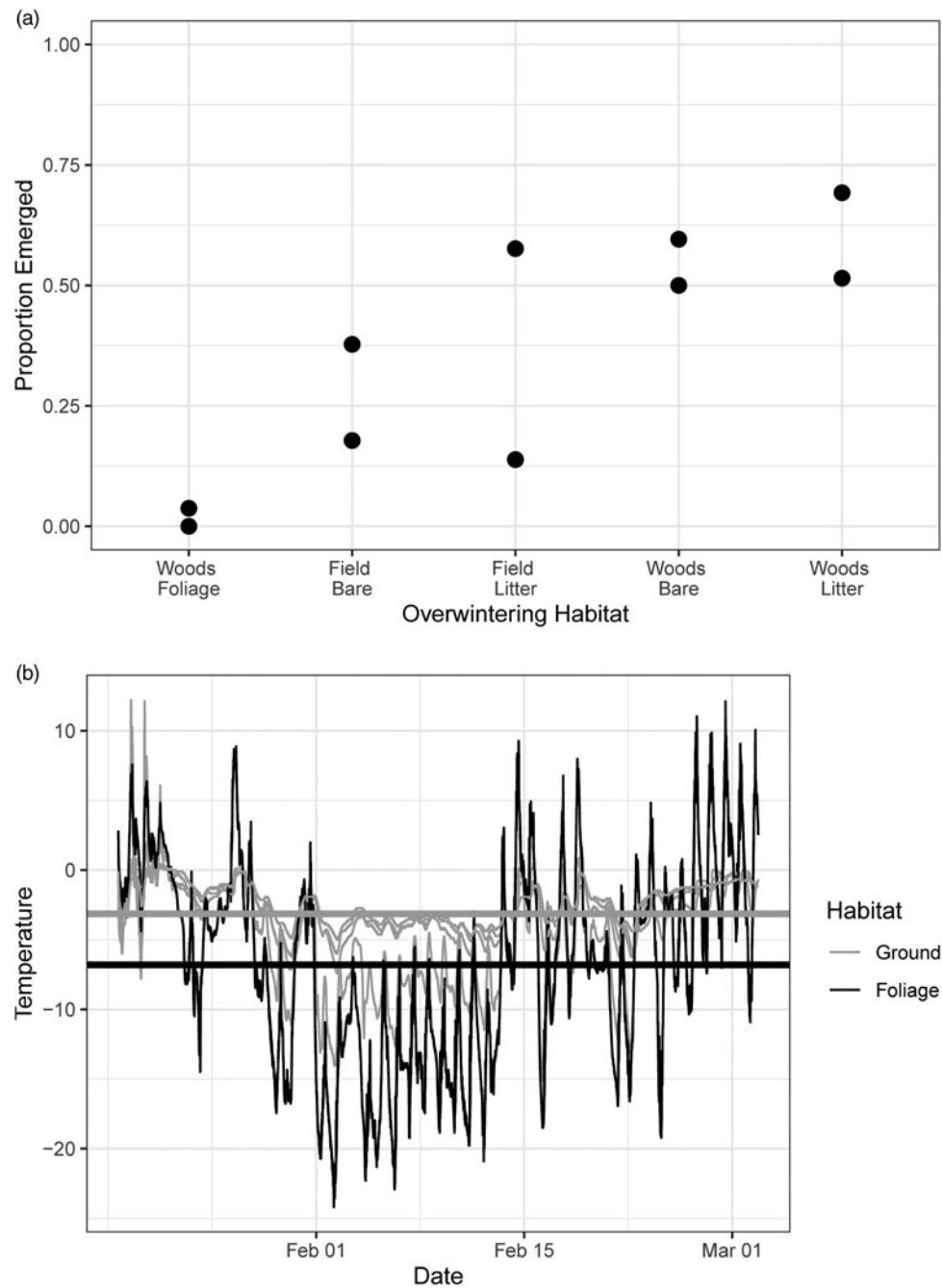


Figure 7. (A) Survival of overwintering parasitoids in five microhabitats. Each dot represents the proportion surviving within a single plot. Tukey-adjusted pairwise comparisons show that woods foliage had significantly lower survival than all other microhabitats (all $P < 0.01$). Parasitoids placed in the leaf litter in woodlots had marginally greater survival than those on bare ground in fields ($P = 0.074$), but all other pairwise comparisons were not significant ($P > 0.15$). (B) Temperature logger data from foliage (two loggers) and on the ground (four loggers) from 18 January through 2 March 2018. Horizontal lines indicate mean temperatures for each habitat type during this period.

fields presents two main challenges for *A. certus*. First, after harvest the plant residues remaining in the field are sparse and can leave soybean fields exposed to cold air temperatures because snow cover is unpredictable and may be absent for weeks in an average winter (Demaria *et al.*, 2016). Climate change is expected to further erode the depth and duration of winter snow cover in the north-central USA (Liess *et al.*, 2022). Second, diapausing *A. certus* are prone to disruption from tillage. In a preliminary field study, we found that *A. certus* adults are not able to emerge

from mummies that were placed under 4 cm of soil (J.D. & G.E.H., unpublished). Conservation tillage, which is the use of methods to disturb the soil less than conventional tillage, is practiced on the majority of US soybean acreage and warrants further study of its effect on parasitoid overwintering (Claassen *et al.*, 2018).

Field edges are less exposed to cold than soybean fields, because of their relatively groundcover, and are likely to include known aphid hosts. Known hosts for *A. certus* include *Aphis*

monardae on beebalm (*Monardae* spp.) and *Aphis asclepiadis* and *Aphis nerii* on milkweed (*Asclepias* spp.), as well as grain aphids found on grasses, including *Sitobion avenae*, *Schizaphis graminum*, *Rhopalosiphum padi*, and *R. maidis* (Kaser, 2016; Hopper *et al.*, 2017; Monticelli *et al.*, 2021). These aphids have been shown to be hosts in no-choice laboratory tests but require more study to determine to what extent they are used as hosts by *A. certus* in the field.

Soybean aphids' seasonal movement between habitats and crop rotation patterns typical of soy-growing regions of North America suggest that dispersal of *A. certus* is especially important for its ability to control soybean aphid populations. Soybean fields are often followed in annual rotation by corn and other non-legumes, and if *A. certus* overwinters in soybean fields it likely emerges in fields of corn or other crops. Upon emergence from winter diapause, the parasitoid may use grain aphids as hosts as well as nutritional resources from aphid honeydew and from host-feeding on the aphids (Miksaneck and Heimpel, 2020b). Whether emerging in woodlots, field edges, or last year's soybean field now planted in corn or other crops, soybean aphid parasitoids must travel at least a short distance to provide biological control of soybean aphid, and further study of its dispersal capacities could provide important insights (Heimpel and Asplen, 2011; Asplen *et al.*, 2016).

Clearly, the diapause status, movement, and host species utilization of *A. certus* individuals in the fall are important determinants of early-season population dynamics and deserve further research. An additional explanation worth investigating is the possibility that *A. certus* has low abundance of diapausing individuals in fall and at the onset of winter, which, in addition to cold-tolerance limitations, would also contribute to low rates of early season parasitism of soybean aphids.

Aphelinus certus has shown itself to be a hardy biological control agent that spread rapidly across the soybean-growing region of north-central North America despite tillage, foliar insecticides, and widespread use of neonicotinoid seed treatments. Improving the overwintering survival of diapausing *A. certus* may be possible through changes in field management, with special attention to studying mortality from tillage, dispersal capabilities of this parasitoid along with its use of other host aphids, and climate factors including snow cover and dates of first emergence in early summer. Further work is needed to determine *A. certus* overwintering strategies, although in all locales, this study indicates the importance of a stable subnivium in the overwintering survival of this parasitoid. On the other hand, the higher survival at lower latitudes, both on the ground and in foliage, suggests that a northward shift in warmer winters could increase *A. certus* overwintering survival in Minnesota. With greater understanding of the overwintering challenges faced by *A. certus*, we may be able to further suppress the soybean aphid and reduce costly and environmentally risky insecticide use.

Acknowledgements. We thank several undergraduate research assistants who contributed to this research, including Sarah Wood, Sierra Baum, Alex Dutchin, Linnea Fritz-Watson, and Allison Johnson. We also thank James Miksanek and Komala Kanagala for technical assistance with these experiments, and Ian MacRae, Gregg Johnson, Brian Lang, Matt O'Neal, and Nick Piekema for access and assistance with field research sites. We thank Kathryn Lanier for assistance with maintaining the colony of *Aphelinus certus* at BIIRU in Newark, Delaware. We thank Kathryn Lanier for assistance with maintaining the colony of *Aphelinus certus* at BIIRU in Newark, Delaware. Finally, we thank Pamela Rueda-Cediel, Mary Marek-Spartz, Eric Middleton, James Miksanek, and Kim Hoelmer for constructive comments on earlier versions of this manuscript. Funding for this project was provided by

the Minnesota Invasive Terrestrial Plants and Pests Center through the Environment and Natural Resources Trust Fund as recommended by the Legislative-Citizen Commission on Minnesota Resources (LCCMR), The North Central Soybean Research Program, the Minnesota Soybean Research and Promotion Council, The University of Minnesota's Rapid Agricultural Response Fund, and the Minnesota Agricultural Experiment Station.

Competing interest. None.

References

- Asplen MK, Wyckhuys K and Heimpel GE (2011) Parasitism of autumnal morphs of the soybean aphid (Hemiptera: Aphididae) by *Binodoxys communis* (Hymenoptera: Braconidae) on buckthorn. *Annals of the Entomological Society of America* **104**, 935–944.
- Asplen MK, Chacón JM and Heimpel GE (2016) Sex-specific dispersal by a parasitoid wasp in the field. *Entomologia Experimentalis et Applicata* **159**, 252–259.
- Bates D, Mächler M, Bolker BM and Walker SC (2015) Fitting linear mixed-effects models using lme4. *Journal of Statistical Software* **67**, 1–48.
- Calvo-Agudo M, Dregni JS, González-Cabrera J, Dicke M, Heimpel GE and Tena A (2021) Neonicotinoids from coated seeds toxic for honeydew-feeding biological control agents. *Environmental Pollution* **289**, 117813.
- Chacón JM and Heimpel GE (2010) Density-dependent intraguild predation of an aphid parasitoid. *Oecologia* **164**, 213–220.
- Claassen R, Bowman M, Wallander J, David M and Steven S (2018) Tillage intensity and conservation cropping in the United States, Sept. 2018.
- Demaria EMC, Roundy JK, Wi S and Palmer RN (2016) The effects of climate change on seasonal snowpack and the hydrology of the Northeastern and Upper Midwest United States. *Journal of Climate* **29**, 6527–6541.
- Dieckhoff C, Theobald JC, Wäckers FL and Heimpel GE (2014) Egg load dynamics and the risk of egg and time limitation experienced by an aphid parasitoid in the field. *Ecology and Evolution* **4**, 1739–1750.
- Douglas MR and Tooker JF (2015) Large-scale deployment of seed treatments has driven rapid increase in use of neonicotinoid insecticides and pre-emptive pest management in U.S. Field crops. *Environmental Science and Technology* **49**, 5088–5097.
- Frewin AJ, Xue Y, Welsman JA, Broadbent B, Schaafsma AW and Hallett RH (2010) Development and parasitism by *Aphelinus certus* (Hymenoptera: Aphelinidae), a parasitoid of *Aphis glycines* (Hemiptera: Aphididae). *Environmental Entomology* **39**, 1570–1578.
- Garipey V, Boivin G and Brodeur J (2015) Why two species of parasitoids showed promise in the laboratory but failed to control the soybean aphid under field conditions. *Biological Control* **80**, 1–7.
- Ghising K, Harmon JP, Beauzay PB, Prischmann-Voldseth DA, Helms TC, Ode PJ and Knodel JJ (2012) Impact of rag1 aphid resistant soybeans on *Binodoxys communis* (Hymenoptera: Braconidae), a parasitoid of soybean aphid (Hemiptera: Aphididae). *Environmental Entomology* **41**, 282–288.
- Hallett RH, Bahlai CA, Xue Y and Schaafsma AW (2014) Incorporating natural enemy units into a dynamic action threshold for the soybean aphid, *Aphis glycines* (Homoptera: Aphididae). *Pest Management Science* **70**, 879–888.
- Hanson AA and Venette RC (2013) Thermocouple design for measuring temperatures of small insects. *CryoLetters* **34**, 261–266.
- Hanson AA, Menger-Anderson J, Silverstein C, Potter BD, Macrae IV, Hodgson EW and Koch RL (2017) Evidence for soybean aphid (Hemiptera: Aphididae) resistance to pyrethroid insecticides in the Upper Midwestern United States. *Journal of Economic Entomology* **110**, 2235–2246.
- Heimpel GE and Asplen MK (2011) A 'Goldilocks' hypothesis for dispersal of biological control agents. *BioControl* **56**, 441–450.
- Heimpel GE, Ragsdale DW, Venette RC, Hopper KR, O'Neil RJ, Rutledge CE and Wu Z (2004) Prospects for importation biological control of the soybean aphid: anticipating potential costs and benefits. *Annals of the Entomological Society of America* **97**, 249–258.
- Heimpel GE, Frelich LE, Landis DA, Hopper KR, Hoelmer KA, Sezen Z, Asplen MK and Wu K (2010) European buckthorn and Asian soybean aphid as components of an extensive invasional meltdown in North America. *Biological Invasions* **12**, 2913–2931.

- Heimpel GE, Yang Y, Hill JD and Ragsdale DW (2013) Environmental consequences of invasive species: greenhouse gas emissions of insecticide use and the role of biological control in reducing emissions. *PLoS ONE* **8**, 1–7.
- Hopper KR and Diers BW (2014) Parasitism of soybean aphid by *Aphelinus* species on soybean susceptible versus resistant to the aphid. *Biological Control* **76**, 101–106.
- Hopper KR, Lanier K, Rhoades JH, Hoelmer KA, Meikle WG, Heimpel GE, O'Neil RJ, Voegtlin DG and Woolley JB (2017) Host specificity of *Aphelinus* species collected from soybean aphid in Asia. *Biological Control* **115**, 55–73.
- Hopper KR, Oppenheim SJ, Kuhn KL, Lanier K, Hoelmer KA, Heimpel GE, Meikle WG, O'Neil RJ, Voegtlin DG, Wu K, Woolley JB and Heraty JM (2019) Counties not countries: variation in host specificity among populations of an aphid parasitoid. *Evolutionary Applications* **12**, 815–829.
- Hothorn T, Bretz F and Westfall P (2008) Simultaneous inference in general parametric models. *Biometrical Journal* **50**, 346–363.
- Kaser JM (2016) *Risk and Efficacy in Biological Control: An Evaluation of the Aphid Parasitoid *Aphelinus certus* in North America*. Minneapolis: University of Minnesota.
- Kaser JM and Heimpel GE (2018) Impact of the parasitoid *Aphelinus certus* on soybean aphid populations. *Biological Control* **127**, 17–24.
- Koch RL, Potter BD, Glogoza PA, Hodgson EW, Krupke CH, Tooker JF, DiFonzo CD, Michel AP, Tilmon KJ, Prochaska TJ, Knodel JJ, Wright RJ, Hunt TE, Jensen B, Varenhorst AJ, McCornack BP, Estes KA and Spencer JL (2016) Biology and economics of recommendations for insecticide-based management of soybean aphid. *Plant Health Progress* **17**, 265–269.
- Leblanc A and Brodeur J (2018) Estimating parasitoid impact on aphid populations in the field. *Biological Control* **119**, 33–42.
- Lee RJ (2010) A primer on insect cold-tolerance. In Denlinger D and Lee RJ (eds), *Low Temperature. Biology of Insects*. Cambridge: Cambridge University Press, pp. 3–34.
- Liess S, Twine TE, Snyder PK, Hutchison WD, Konar-Steenberg G, Keeler BL and Brauman KA (2022) High-resolution climate projections over Minnesota for the 21st century. *Earth and Space Science* **9**, 1–16.
- Liu J, Wu K, Hopper KR and Zhao K (2004) Population dynamics of *Aphis glycines* (Homoptera: Aphididae) and its natural enemies in soybean in northern China. *Annals of the Entomological Society of America* **97**, 235–239.
- Miksaneck JR and Heimpel GE (2019) A matrix model describing host-parasitoid population dynamics: the case of *Aphelinus certus* and soybean aphid. *PLoS ONE* **14**, e0218217.
- Miksaneck JR and Heimpel GE (2020a) A field-based assessment of the parasitoid *Aphelinus certus* as a biological control agent of soybean aphid in North America. *Biological Control* **146**, 104284.
- Miksaneck JR and Heimpel GE (2020b) Density-dependent lifespan and estimation of life expectancy for a parasitoid with implications for population dynamics. *Oecologia* **194**, 311–320.
- Monticelli LS, Desneux N and Heimpel GE (2021) Parasitoid-mediated indirect interactions between unsuitable and suitable hosts generate apparent predation in microcosm and modeling studies. *Ecology and Evolution* **11**, 2449–2460.
- Overgaard J and Macmillan HA (2017) The integrative physiology of insect chill tolerance. *Annual Review of Physiology* **79**, 187–208.
- Pauli JN, Zuckerberg B, Whiteman JP and Porter W (2013) The subnivium: a deteriorating seasonal refugium. *Frontiers in Ecology and the Environment* **11**, 260–267.
- Petty SK, Zuckerberg B and Pauli JN (2015) Winter conditions and land cover structure the subnivium, a seasonal refuge beneath the snow. *PLoS ONE* **10**, e0127613.
- Ragsdale DW, Voegtlin DJ and O'Neil RJ (2004) Soybean aphid biology in North America. *Annals of the Entomological Society of America* **97**, 204–208.
- Ragsdale DW, Landis DA, Brodeur J, Heimpel GE and Desneux N (2011) Ecology and management of the soybean aphid in North America. *Annual Review of Entomology* **56**, 375–399.
- Ramlöv H (2000) Aspects of natural cold tolerance in ectothermic animals. *Human Reproduction* **15**, 26–46.
- R Core Team (2019) *R: A Language and Environment for Statistical Computing*. Vienna: R Foundation for Statistical Computing.
- Renault D, Salin C, Vannier G and Vernon P (2002) Survival at low temperatures in insects: what is the ecological significance of the supercooling point? *CryoLetters* **23**, 217–228.
- Salt RW (1961) Principles of insect cold-hardiness. *Annual Review of Entomology* **6**, 55–74.
- Somme L (1999) The physiology of cold hardiness in terrestrial arthropods. *European Journal of Entomology* **96**, 1–10.
- Stanley DA, Garratt MPD, Wickens JB, Wickens VJ, Potts SG and Raine NE (2015) Neonicotinoid pesticide exposure impairs crop pollination services provided by bumblebees. *Nature* **528**, 548–550.
- Stockton D, Wallingford A, Rendon D, Fanning P, Green CK, Diepenbrock L, Ballman E, Walton VM, Isaacs R, Leach H, Sial AA, Drummond F, Burrack H and Loeb GM (2019) Interactions between biotic and abiotic factors affect survival in overwintering *Drosophila suzukii* (Diptera: Drosophilidae). *Environmental Entomology* **48**, 454–464.
- Su M, Tan X, Yang Q, Wan F and Zhou H (2018) Temperature adaptability of two clades of *Aphelinus mali* (Hymenoptera: Aphelinidae) in China. *Egyptian Journal of Biological Pest Control* **28**, 1–7.
- Suggitt AJ, Gillingham PK, Hill JK, Huntley B, Kunin WE, Roy DB and Thomas CD (2011) Habitat microclimates drive fine-scale variation in extreme temperatures. *Oikos* **120**, 1–8.
- Tatsumi E and Takada H (2005) Effects of photoperiod and temperature on adult oligopause of *Aphelinus asychis* and larval diapause of *A. albipodus* (Hymenoptera: Aphelinidae). *Applied Entomology and Zoology* **40**, 447–456.
- Tatsumi E and Takada H (2006) Overwintering of the aphid parasitoids *Aphelinus asychis* and *A. albipodus* (Hymenoptera: Aphelinidae) under natural conditions in Kyoto, Japan. *Applied Entomology and Zoology* **41**, 139–144.
- Teets NM and Denlinger DL (2013) Physiological mechanisms of seasonal and rapid cold-hardening in insects. *Physiological Entomology* **38**, 105–116.
- Thompson KL, Zuckerberg B, Porter WP and Pauli JN (2018) The phenology of the subnivium. *Environmental Research Letters* **13**, 064037.
- Trimble RM, Blommers LHM and Helsen HHM (1990) Diapause termination and thermal requirements for postdiapause development in *Aphelinus mali* at constant and fluctuating temperatures. *Entomologia Experimentalis et Applicata* **56**, 61–69.
- Turnock WJ and Fields PG (2005) Winter climates and cold hardiness in terrestrial insects. *European Journal of Entomology* **102**, 561–576.
- Venette RC and Ragsdale DW (2004) Assessing the invasion by soybean aphid (Homoptera: Aphididae): where will it end? *Annals of the Entomological Society of America* **97**, 219–226.
- Venables WN and Ripley BD (2002) *Modern Applied Statistics with S*, Fourth edition. New York: Springer. ISBN 0-387-95457-0, <https://www.stats.ox.ac.uk/pub/MASS4>
- Voegtlin DJ, Halbert SE and Qiao GX (2004) A guide to separating *Aphis glycines* Matsumura and morphologically similar species that share its hosts. *Annals of the Entomological Society of America* **97**, 227–232.
- Voegtlin DJ, O'Neil RJ, Graves WR, Lagos D, Ho A and Yoo JS (2005) Potential winter hosts of soybean aphid. *Annals of the Entomological Society of America* **98**, 690–693.
- Wu Z, Schenk-Hamlin D, Zhan W, Ragsdale DW and Heimpel GE (2004) The soybean aphid in China: a historical review. *Annals of the Entomological Society of America* **97**, 209–218.
- Yu DS (1992) Effects of photoperiod and temperature on diapause of two *Aphelinus* spp. (Hymenoptera: Aphelinidae) parasitizing the Russian wheat aphid. *The Canadian Entomologist* **124**, 853–860.
- Zhu L, Radeloff VC and Ives AR (2017) Characterizing global patterns of frozen ground with and without snow cover using microwave and MODIS satellite data products. *Remote Sensing of Environment* **191**, 168–178.