

Original Article

Cite this article: Hentsch L, Pereira C, Pinon N, Tahar A, Pautex S (2024) Identifying the palliative care needs of frail, older, housebound patients in the community: A cross-sectional study. *Palliative and Supportive Care* 22, 938–945. <https://doi.org/10.1017/S1478951523000056>

Received: 01 June 2022

Revised: 28 November 2022


Accepted: 20 January 2023

Keywords:

Frailty; Palliative care; Symptom assessment; Caregiver burden; Spirituality

Author for correspondence: Lisa Hentsch, Division of Palliative Medicine, Department of Rehabilitation and Geriatrics, Geneva University Hospitals, Rue Gabrielle-Perret-Gentil 4, Genève 1205, Switzerland. Email: lisa.hentsch@hcuge.ch

Identifying the palliative care needs of frail, older, housebound patients in the community: A cross-sectional study

Lisa Hentsch, M.D., M.Sc.¹ , Cristiana Pereira¹, Nathalie Pinon¹, Aurélie Tahar, M.D.² and Sophie Pautex, M.D.¹

¹Division of Palliative Medicine, Geneva University Hospitals, Geneva, Switzerland and ²Division of Primary Care, Geneva University Hospitals, Geneva, Switzerland

Abstract

Background. The early introduction of palliative care can have a positive impact on the quality of life of patients suffering from life-limiting diseases. However, the palliative care needs of older, frail, housebound patients are still mostly unknown, as is the impact of frailty on the importance of these needs.

Objectives. To identify the palliative care needs of frail, older, housebound patients in the community.

Methods. We conducted a cross-sectional observational study. This study took place in a single primary care center and included patients who were ≥ 65 years old, housebound, followed by the Geriatric Community Unit of the Geneva University Hospitals.

Results. Seventy-one patients completed the study. Most patients were female (56.9%), and mean age (SD) was 81.1 (± 7.9). The Edmonton Symptom Assessment Scale mean (SD) score was higher in frail patients as opposed to vulnerable patients for tiredness ($p = 0.016$), drowsiness ($p = 0.0196$), loss of appetite ($p = 0.0124$), and impaired feeling of well-being ($p = 0.0132$). There was no difference in spiritual well-being, measured by the spiritual scale subgroup of the Functional Assessment of the Chronic Illness Therapy–Spiritual Well-Being scale (FACIT-sp) between frail and vulnerable participants, although scores in both groups were low. Caregivers were mainly spouses (45%) and daughters (27.5%) with a mean (SD) age of 70.7 (± 13.6). The overall carer–burden measured by the Mini-Zarit was low.

Significance of results. Older, frail, housebound patients have specific needs that differ from non-frail patients and should guide future palliative care provision. How and when palliative care should be provided to this population remains to be determined.

Introduction

Frailty was described for the first time more than 30 years ago, without there being a consensus regarding its definition (Rockwood et al. 2000). It is often described as a state of vulnerability related to an inadequate resolution of homeostasis after a stressful event and is the consequence of the cumulative decline of many physiological systems over time (Chin A Paw et al. 1999; Clegg et al. 2013; Koller and Rockwood 2013). It can also be described in a more general way to include cognitive decline and the psychosocial dimension (Espinoza and Walston 2005; Ferrucci et al. 2004; Rockwood et al. 2000).

Palliative care is an approach that aims at improving the quality of life of people and their families when confronted with a life-threatening illness by preventing and relieving suffering through the early identification, correct assessment, and treatment of pain and other issues, whether physical, psychosocial, or spiritual (World Health Organisation n.d.). Palliative care supports people to live fully, providing education around illness and discussing preferences of treatment at the end of life (Kavalieratos et al. 2016; World Health Organisation n.d.). Today, there is sufficient evidence to support the introduction of palliative care early in the course of all life-limiting diseases, including for patients suffering from non-oncological diseases (Brumley et al. 2007; Greer et al. 2013; Hauptman and Havranek 2005; Parikh et al. 2013; Salins et al. 2016; Temel et al. 2017, 2010).

Frailty is not considered as a disease *per se*, even though it has been shown to be associated with lower quality of life in older people, and this observation persists when corrected for age, gender, and depression (Crocker et al. 2019). Furthermore, this state of vulnerability is responsible for social withdrawal, progressive functional decline, reduced mobility, institutionalization, and falls while also increasing the risk of hospitalizations and death (Fried et al. 2001; Koller and Rockwood 2013). Despite this observation, it has been shown that people with frailty are

© The Author(s), 2023. Published by Cambridge University Press. This is an Open Access article, distributed under the terms of the Creative Commons Attribution licence (<http://creativecommons.org/licenses/by/4.0/>), which permits unrestricted re-use, distribution and reproduction, provided the original article is properly cited.

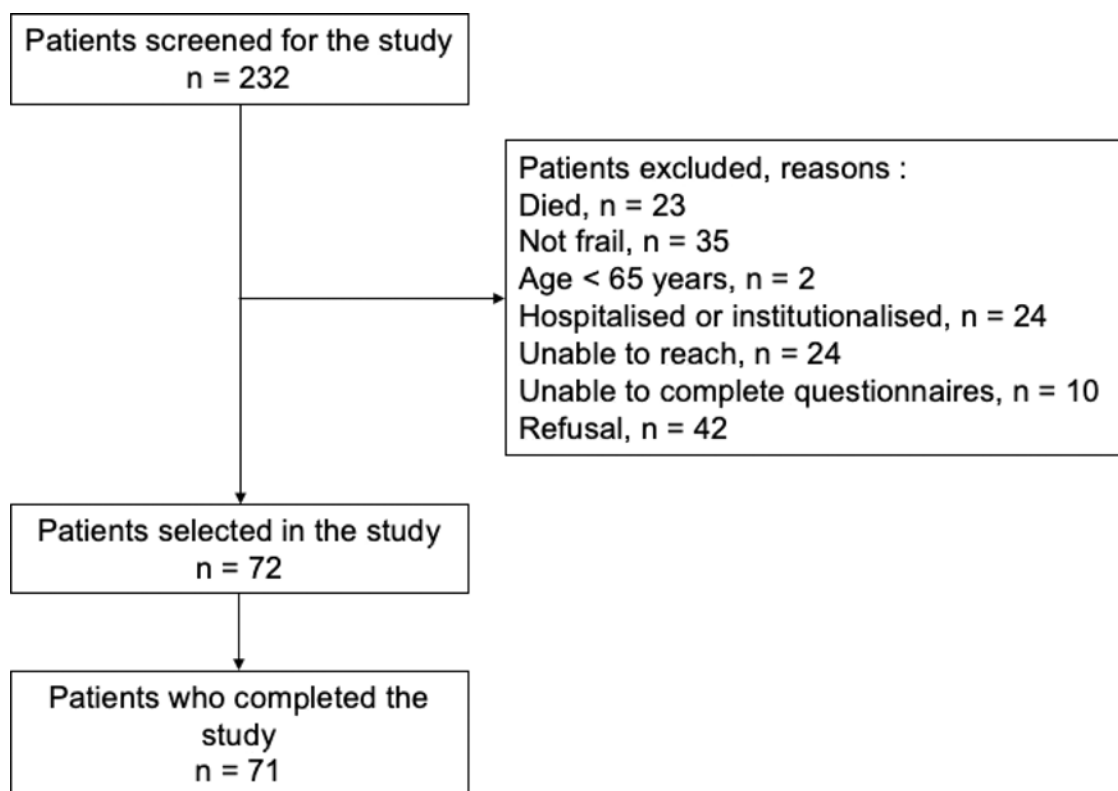


Fig. 1. Study flowchart.

ess likely to access palliative care than patients with advanced oncological diseases (Hamaker et al. 2020). A recent systematic review has shown that, on a worldwide scale, 10.7% of adults of age 65 years or more were considered frail (Collard et al. 2012). As the worldwide population is aging, the way in which we provide care, and more specifically palliative care, to this population is of increasing importance. Currently, the needs of older frail patients who are housebound are not well known. It is therefore important to identify those patients and their needs in order to tailor their care and limit the number of futile or harmful intervention.

The aim of our study was to identify the needs of frail, older, housebound patients in terms of palliative care, regarding symptom burden, spiritual well-being, and the burden of care on family members.

The secondary aim was to evaluate the sensitivity and specificity of the surprise question in this population.

Methods

Study design

We conducted a single-center, cross-sectional study among vulnerable and frail, housebound, older people (65 years or older). The study was approved by the Ethics Committee of the Geneva University Hospitals on the 22 May 2018 (Project-ID: 2018-00239).

Setting

The study took place in the community and included patients followed by physicians working in the Geriatric Community Unit (*Unité de Gériatrie Communautaire*) of the Geneva University Hospitals, Switzerland. This unit provides medical care to

housebound older people for a total of approximately 550 patients per year. All geriatricians are trained during their studies to provide general palliative care and end-of-life care, for example, by using the Edmonton Symptom Assessment System (ESAS) for symptom evaluation and by prescribing and adapting opioids for pain and end-of-life care.

The recruitment and data collection period lasted 10 months, from 1 June 2018 to 1 April 2019.

Population

Eligible participants were identified by their physician during a planned medical home visit in which they were screened for frailty using the Edmonton Frail Scale (EFS). If their EFS score was $\geq 6/17$, patients were informed about the study by their general practitioner and, if interested, asked to sign the informed consent form. All consenting participants were then referred to the study team by email. Patients were excluded if they suffered from severe cognitive impairment, preventing them from answering the questionnaires and/or suffered from a rapidly progressive disease. Patients' ability to participate was at the general practitioner's discretion. There was no specific cutoff based on the Mini Mental State (MMS) examination as we did not want to exclude participants who, although suffering from cognitive decline, would be able to answer the questionnaires. Patients who were unable to consent to the study and did not have a family member acting as a caregiver who could have given consent for the patient were also excluded.

Outcomes

Basic data such as age, sex, and marital status was collected at the time of the interview. The MMS examination, if performed in the

last 6 months, was retrieved from the patient's electronic medical file (Arevalo-Rodriguez et al. 2021).

Although there are many frailty measurement tools, most of these are impractical and inapplicable to primary care screening of people in the community as they require multidimensional clinical data, time, and training (Faller et al. 2019; Welsh et al. 2014). In our study, we chose to use the EFS, a valid and reliable tool, feasible for routine use by non-geriatricians (Rolfson et al. 2006). As the tool had not yet been validated in French, the EFS was translated using a forward-backward methodology prior to the beginning of the study. Two bilingual translators, native English speakers with French as their second language, independently translated the original tool from English to French. A unified version was produced after agreement of the 2 translators. Five other translators, French-speaking clinicians who spoke English as their second language, translated the unified version from French to English. Finally, the research team reviewed the different versions and modified when appropriate. All disagreements were resolved by discussion. The final French version was then appraised for face validity by the 5 French-speaking translators and remodified if necessary.

The ESAS was completed during the home visit. The ESAS is a 9-item self-reported symptom intensity tool designed for palliative care patients (Bruera et al. 1991). A tenth patient-specified symptom can be added to the evaluation. Each symptom is rated by the patient on a scale from 0 to 10, 0 being none or best possible and 10 worst possible. This tool has been previously translated and validated in French and used for symptom assessment in patients with cognitive impairment (Murray et al. 2012; Pautex et al. 2017).

The Functional Assessment of Chronic Illness Therapy – Spiritual Well-Being scale (FACIT-sp) was also completed during the home visit. The FACIT-sp is a validated 12-item questionnaire that measures spiritual well-being in patients with cancer and other chronic illnesses (Bredle et al. 2011; Monod et al. 2015). It is part of the larger FACIT questionnaire that assesses multidimensional health-related quality of life that was used in our study and has been translated and validated in many languages including French (Agli et al. 2017; Bredle et al. 2011).

The surprise question – “Would I be surprised if this patient died in the next 12 months?” – was answered by the research team member having conducted the interview. The surprise question was developed more than 10 years ago and has been used in different settings to identify patients at high risk of death who might benefit from palliative care (Downar et al. 2017; Lai et al. 2020; Moss et al. 2008).

Finally, caregiver burden was evaluated in caregivers, when present, using the Mini-Zarit. This tool is the validated short version of the Zarit Burden Interview and has been used to identify caregiver burden and main caregiver collapse in routine medical care and has been translated into French (Dauphinot et al. 2016; Gort et al. 2007). This scale was completed with caregivers either during the patient's home visit or later on, by telephone, if not present during the home visit.

Mortality data was retrieved from patients' electronic data files a year after inclusion in the study.

A research nurse called eligible participants to agree on a meeting that took place at the patients' homes. The home-based interview was conducted by an experienced clinical research nurse or by a physician with several years of palliative care training not involved in daily clinical work and lasted approximately 1 hour. Both clinical research nurses involved in the study had a *Certificate of Advanced Studies* in palliative care.

Table 1. Description of patients included in the study ($n = 72$)

Variables	
Sex, n (%)	
Male	31 (43.1)
Female	41 (56.9)
Mean age (\pm SD, median, IQR, range), years	81.1 (\pm 7.9, 82.5: 75.5–86)
Marital status, n (%)	
Single	11 (15.3)
Married	18 (25.0)
Divorced	11 (15.3)
Widowed	30 (41.7)
Separated	2 (2.8)
Presence of caregiver, n (%)	
No	29 (40.3)
Yes	43 (59.7)
Natural link with the caregiver, n (%) (3 missing, $n = 40$)	
Husband/wife	18 (45.0)
Daughter	11 (27.5)
Son	7 (17.5)
Sister	3 (7.5)
Other	1 (2.5)
Mean of estimated age of caregiver (\pm SD, median, IQR, range), years (11 missing, $n = 32$)	70.6 (\pm 13.6, 70.5, 60–82.5, 45–95)
Mean Karnofsky at entrance (\pm SD, median, IQR, range)	53.1 (\pm 8.0, 50, 50–60, 30–70)
Mean MMS at entrance (\pm SD, median, IQR, range) (57 missing, $n = 16$)	23.7 (\pm 3.6, 24.5, 22–26, 14–29)
Edmonton Frail Scale at entrance, n (%)	
Vulnerable	27 (37.0)
Mild frailty	22 (31.5)
Moderate frailty	15 (20.6)
Severe frailty	8 (11.0)

Analysis

Patients' characteristics were analyzed using descriptive statistics. ESAS scores and FACIT domains were compared between vulnerable (EFS 6–7) and frail (EFS $\geq 8/17$) patients using the Mann–Whitney U test. Mini-Zarit scores were compared between the same 2 groups using Fisher's exact test or the Mann–Whitney U test as appropriate.

Kaplan–Meier's method was employed to estimate survival since the evaluation visit. Based on preexisting literature, the following factors associated with death were used in a univariate Cox regression: the surprise question, gender, age, and frailty score. Differences with a p -value <0.05 were considered statistically

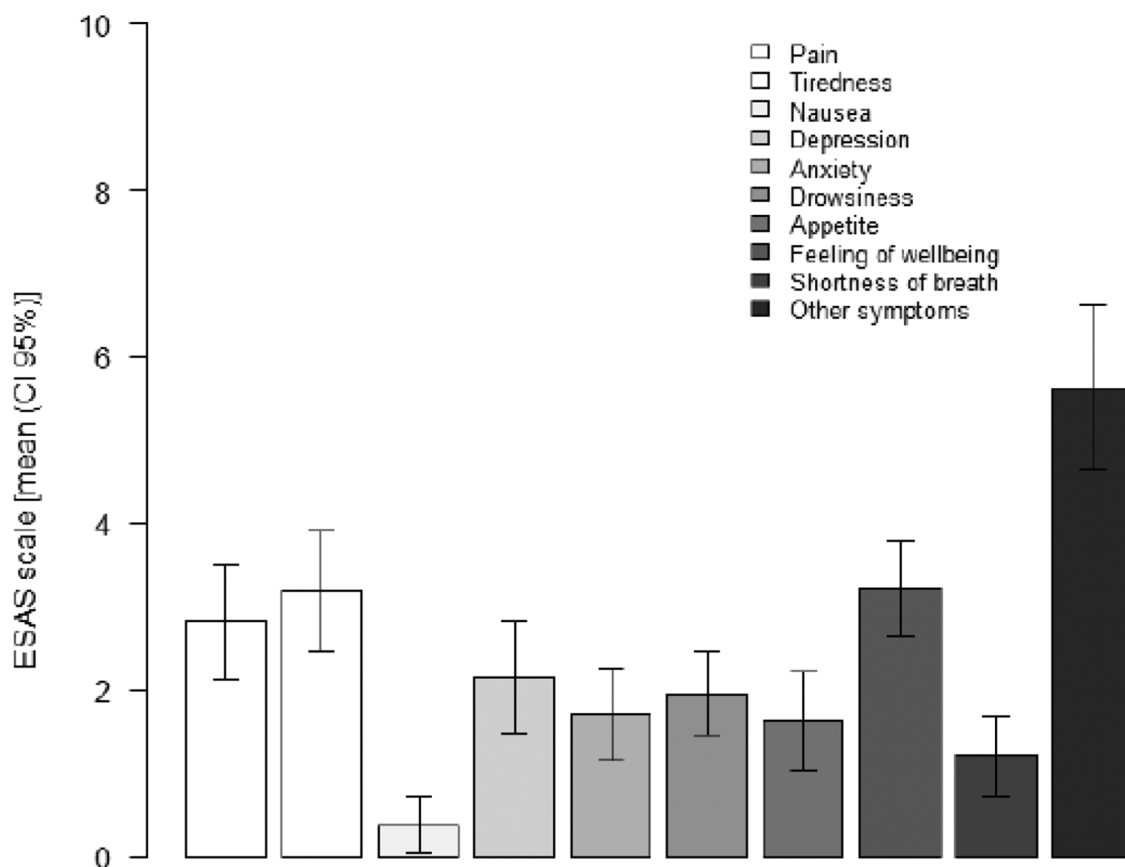


Fig. 2. Overall Edmonton Symptom Assessment Scale: mean (95% CI) by symptom.

significant. All analyses were conducted by an independent statistician using STATA IC 16.

Results

The recruitment period lasted 10 months during which time all patients had benefited from at least one home visit from their physician. A total of 581 patients were screened for eligibility by their general practitioner. Only 232 patients were deemed eligible by their physicians, who mainly excluded patients because of cognitive impairment. Participants were considered unable to reach if they did not respond after 3 phone calls on 3 different days, at 3 different times. A total of 42 patients declined to participate in the study, although they had initially agreed to. One patient was included in the study as he signed the informed consent sheet and completed the EFS but was excluded from further analysis as he did not wish to complete the ESAS or the FACIT-Sp (Figure 1). There were no statistically significant differences regarding age (81.1 ± 7.9 vs. 81.5 ± 8.6 , $p = 0.741$) and female sex (56.9% vs. 61.2%, $p = 0.536$) between participants included and excluded from the study.

The description of patients included in the study is summarized in Table 1. Most participants were female (56.9%), and mean age (SD) was $81.1 (\pm 7.9)$. Patients were mostly widowed (41.7%) or married (25%). Mean Karnofsky score (SD) at inclusion was $53.1 (\pm 8.0)$, which meant most participants required considerable assistance and frequent medical care. MMS score at entrance was only present for 16 patients with a mean of $23.7 (\pm 3.6)$ on 30. Forty-three participants (59.7%) declared having a caregiver. EFS at entrance identified patients as being mostly vulnerable (37%) and

mildly frail (31.5%). Overall, the most prevalent symptoms on the Edmonton Symptom Assessment Scale (score \pm SD) were as follows: other symptoms (5.63 ± 2.63), the most often quoted being dry mouth, followed by impaired feeling of well-being (3.22 ± 2.44) and tiredness (3.19 ± 3.11). Pain was also an important complaint (2.82 ± 2.95), as was depression (2.12 ± 2.88) (Figure 2). The ESAS scores were higher in frail patients (mild, moderate, and severe) as opposed to vulnerable patients for tiredness (mean \pm SD: 3.88 ± 3.16 vs. 2.07 ± 2.73 , $p = 0.016$), feeling of well-being (3.73 ± 2.21 vs. 2.39 ± 2.60 , $p = 0.0132$), drowsiness (2.45 ± 2.37 vs. 1.15 ± 1.41 , $p = 0.0196$), and loss of appetite (2.20 ± 2.82 vs. 0.70 ± 1.64 , $p = 0.0124$) (Table 2). There was no difference in the FACIT-Sp total score or in the subscales of the FACIT-G between the vulnerable and frail groups. Of the 32 caregivers who participated in the study, most were spouse (45%) or daughter (27.5%) of the participant, with a mean age (SD) of $70.6 (\pm 13.6)$. The study team was unable to reach 3 caregivers. The overall burden (SD) on the caregiver measured by the Mini-Zarit was low (2.12 ± 1.49). Furthermore, there was no difference between the caregiver burden of mild, moderate, and severely frail patients as opposed to vulnerable patients (Table 3).

Out of 73, 10 patients died within the first year. The Kaplan–Meier survival estimate within 1 year of study entry showed a higher death rate among the severely frail as opposed to patients considered vulnerable (25% vs. 11.1%). However, the small number of patients in each group renders any further analysis hazardous.

To identify potential variables associated with death within 1 year, we conducted an exploratory univariate Cox regression

Table 2. Description of ESAS by symptom, overall and in the 2 groups of frailty patients

Variables ^a	Overall	Vulnerable (n = 27)	Mild, moderate, and severely frail (n = 44)	p-value ^b
Pain	2.82 (±2.95, 2, 0–5)	2.35 (±3.08, 0, 0–5)	3.10 (±2.86, 2.5, 0–5.75)	0.174
Tiredness	3.19 (±3.11, 3, 0–5)	2.07 (±2.73, 0, 0–5)	3.88 (±3.16, 4.5, 0–6.5)	0.016
Nausea	0.38 (±1.49, 0, 0–0)	0.15 (±0.53, 0, 0–0)	0.52 (±1.84, 0, 0–0)	0.559
Depression	2.15 (±2.88, 0, 0–4)	1.44 (±2.47, 0, 0–2)	2.59 (±3.04, 1.5, 0–5)	0.100
Anxiety	1.70 (±2.39, 0, 0–3)	1.07 (±1.71, 0, 0–2)	2.09 (±2.67, 0.5, 0–3.5)	0.116
Drowsiness	1.96 (±2.14, 2, 0–4)	1.15 (±1.41, 0, 0–2)	2.45 (±2.37, 2, 0–4.5)	0.0196
Loss of appetite	1.63 (±2.54, 0, 0–3)	0.70 (±1.64, 0, 0–0)	2.20 (±2.82, 0, 0–5)	0.0124
Feeling of well-being	3.22 (±2.44, 4, 0–5)	2.39 (±2.60, 2, 0–5)	3.73 (±2.21, 5, 2–5)	0.0132
Shortness of breath	1.21 (±2.08, 0, 0–2)	0.93 (±1.62, 0, 0–2)	1.39 (±2.31, 0, 0–2)	0.504
Other symptoms	5.63 (±2.63, 6, 4–8)	6.0 (±2.16, 7, 4–7)	5.5 (±2.82, 5, 3–8)	0.716

^aVariables are described by their mean ± standard deviation, median, interquartile range.

^bMann-Whitney nonparametric test.

analysis looking at the surprise question, sex, age, and frailty scores. However, the proportionality of hazards was not verified for the surprise question, the EFS, or age. Female gender had a hazard ratio (95% CI) of 3.21 (0.68–15.10), $p = 0.141$.

The surprise question's sensitivity was low in our study as clinicians answered "No I would not be surprised" in only 50% (95% CI:18.7–81.3) of patients who died within the first year after study inclusion. Specificity was also very low with 33.9% (95% CI: 22.3–47.0%). However, the negative predictive value of the surprise question was good. When the answer to the surprise question was "yes, I would be surprised if the patient died in the next year" in 80.9% (60.6–93.4%) of the cases, the patient survived beyond a year.

Discussion

Although interventions have shown to improve levels of frailty such as physical activity, nutrition, and memory training, most of them are not accessible to elderly housebound patients (Puts et al. 2017). Therefore, finding ways to work around frailty to provide the best possible care for these patients is crucial.

Currently, there are few studies highlighting the symptoms of housebound, frail patients. Nevertheless, the identification and management of symptoms is important as higher ESAS symptom burden has been associated with an increase in emergency department visits in the following 7 days and shorter survival (Barbera et al. 2013; Mercadante et al. 2013; Zeng et al. 2011).

In this study, we were able to show that this population suffers from a high symptom burden, even though patients were followed by geriatricians with good knowledge of symptom assessment and management. Furthermore, symptom burden increased with the level of frailty. Indeed, frail, older, housebound patients suffer more from tiredness, drowsiness, impaired well-being, and loss of appetite than non-frail patients. These symptoms are similar to those identified in a previous study on the symptom burden of chronically ill housebound patients, with the most commonly reported symptoms being loss of appetite, impaired well-being, tiredness, and pain (Wajnberg et al. 2013). This further highlights the similarity between chronically ill and frail patients. Cancer patients have been shown to have similar symptoms in a large retrospective outpatient cohort study, with the highest rating symptoms

being tiredness, lack of appetite, and impaired well-being (Bubis et al. 2020).

The symptoms reported by frail housebound patients are mostly unspecific. They differ, however, from other groups of patients, for example, patients with dementia who complained mainly of pain, depression, cognitive deficit, and anxiety (Murray et al. 2012). Although the symptoms highlighted in this study are challenging to treat, they should be taken into account when providing care and designing interventions for frail older people in the community.

Spiritual well-being has been shown to significantly correlate with higher levels of emotional, functional, and physical well-being and better quality of life (Rego et al. 2020). It has also been associated with less decisional conflict, decreased uncertainty, and a feeling of being more supported and informed, which makes it an important aspect of general palliative evaluation (Rego et al. 2020). In our study, we found no difference in the spiritual well-being of vulnerable versus frail patients. However, although our sample size was small, overall mean (SD) score for the spiritual scale subgroup (FACIT-Sp) was considerably lower than the scores found in other populations at 23.58 (±7.30) on a scale of 0–48 (Monod et al. 2015; Munoz et al. 2015). Indeed, in a study conducted among cancer survivors, the FACIT-Sp score (SD) was 37.35 (±8.65) (Munoz et al. 2015). In another study, conducted in palliative care patients, the FACIT-Sp score (SD) was 31.9 (±8.6) (O'Callaghan et al. 2020). Whether frailty is a factor that negatively impacts spiritual well-being is still to be determined. Systematically assessing and considering patients' spiritual needs, existential and/or religious, and offering support when needed via chaplains may be a way to improve general well-being in frail, older, housebound patients (Yoon et al. 2018).

As in many studies, the main carers were spouses and daughters (Maeda et al. 2016; Vigna et al. 2020). In our study, carers did not seem to be burdened by the care they provided. This is possibly biased as nearly all patients included in this study benefited from homecare services. Implementing new interventions for frail housebound patients should consider involving carers, keeping in mind that most of them might have other family duties to work around (Ullrich et al. 2021).

Developing an adapted palliative intervention based on our results still presents challenges. Assignment criteria remained unclear, and optimal timing is still to be determined. Indeed,

Table 3. Description of Mini-Zarit by question, overall, and in the 2 groups of frailty patients

Variables	Overall	Vulnerable (n = 12)	Mild, moderate and severe frail (n = 20)	p-value
Taking care of your relative affects your relationship with other family members, n (%)				0.730 ^a
Never	18 (56.3)	7 (58.3)	11 (55.0)	
Sometimes	12 (37.5)	5 (41.7)	7 (35.0)	
Often	2 (6.2)	0 (0)	2 (10.0)	
Taking care of your relative affects your relationship with your friends, in your hobbies, or at work, n (%)				0.110 ^a
Never	20 (62.5)	7 (58.3)	13 (65.0)	
Sometimes	8 (25.0)	5 (41.7)	3 (15.0)	
Often	4 (12.5)	0 (0)	4 (20.0)	
Taking care of your relative affects your own health, n (%)				0.622 ^a
Never	18 (56.3)	7 (58.3)	11 (55.0)	
Sometimes	8 (25.0)	2 (16.7)	6 (30.0)	
Often	6 (18.7)	3 (25.0)	3 (15.0)	
Do you have the feeling that your relative has changed, n (%)				0.999 ^a
Never	20 (62.5)	8 (66.7)	12 (60.0)	
Sometimes	9 (28.1)	3 (25.0)	6 (30.0)	
Often	3 (9.4)	1 (8.3)	2 (10.0)	
Are you afraid of what the future holds for your relative, n (%)				0.281 ^a
Never	11 (34.4)	2 (16.7)	9 (45.0)	
Sometimes	17 (53.1)	8 (66.7)	9 (45.0)	
Often	4 (12.5)	2 (16.7)	2 (10.0)	
Do you need more help to take care of your relative, n (%)				0.523 ^a
Never	18 (56.3)	8 (66.7)	10 (50.0)	
Sometimes	12 (37.5)	3 (25.0)	9 (45.0)	
Often	2 (6.2)	1 (8.3)	1 (5.0)	
Do you feel strained by taking care of your relative, n (%)				0.465 ^a
Never	13 (40.6)	5 (41.7)	8 (40.0)	
Sometimes	12 (37.5)	3 (25.0)	9 (45.0)	
Often	7 (21.9)	4 (33.3)	3 (15.0)	
Mean score (±SD, median, IQR) (0–7)	2.12 (±1.49, 1.75, 1–3.5)	2.12 (±1.43, 2, 0.75–3.5)	2.12 (±1.55, 1.5, 1–3)	0.999 ^b

^aFisher's exact test.^bMann-Whitney test.

defining the appropriate timing for the introduction of palliative care for older patients with non-oncological diseases is challenging, mainly due to the unpredictable trajectory of non-malignant diseases and the lack of simple validated prognostic models (Coventry et al. 2005). Indeed, the surprise question was of poor prognostic value in our population. This has also been shown in a recent meta-analysis where the surprise question performed poorly as a predictive tool for death, particularly in non-cancer illnesses (Downar et al. 2017). A model for a short-term integrated palliative

and supportive care for frail older people in the community is currently being developed, but its effectiveness remains to be assessed (Bone et al. 2016).

Although conducted in the context of a single high-income country, the strength of this study lies in the fact that it describes a genuine population that does not have access to the usual health-care network. This study further contributes to the evidence on the subject by highlighting the palliative care and spiritual needs of this population and will hopefully help to develop tailored

interventions to improve the quality of life of frail, older, housebound patients.

Conclusion

Frailty is not simply absent or present; it varies with time and is dependent on the evolution of cognitive, somatic, functional, and psychosocial domains. Older, fragile, housebound patients have specific needs that increase with the level of frailty and should guide future palliative care provision. Further studies are needed in order to assess how best to provide palliative care for frail housebound patients and whether this is effective in improving general quality of life and well-being.

Acknowledgments. The authors would like to thank Tagyane Lima Menezes for her help with extracting mortality data from patient's files. The authors would also like to thank all the patients and caregivers who accepted to participate in the study as well as their physicians for helping us identify eligible participants.

Funding. L.H. disclosed receipt of the following financial support for the research and publication of this article: This work was supported by a grant from the Department of Community Medicine, Primary Care and Emergency of the Geneva University Hospitals (2018–2019).

Conflicts of interest. None declared.

References

- Agli O, Bailly N and Ferrand C** (2017) Validation of the functional assessment of chronic illness therapy – Spiritual well-being (FACIT-Sp12) on French old people. *Journal of Religion and Health* **56**(2), 464–476. doi:10.1007/s10943-016-0220-0
- Arevalo-Rodriguez I, Smailagic N, Roqué-Figuls M, et al.** (2021) Mini-Mental State Examination (MMSE) for the early detection of dementia in people with mild cognitive impairment (MCI). *The Cochrane Database of Systematic Reviews* **7**, CD010783. doi:10.1002/14651858.CD010783.pub3
- Barbera L, Atzema C, Sutradhar R, et al.** (2013) Do patient-reported symptoms predict emergency department visits in cancer patients? A population-based analysis. *Annals of Emergency Medicine* **61**(4), 427–437.e5. doi:10.1016/j.annemergmed.2012.10.010
- Bone AE, Morgan M, Maddocks M, et al.** (2016) Developing a model of short-term integrated palliative and supportive care for frail older people in community settings: Perspectives of older people, carers and other key stakeholders. *Age and Ageing* **45**(6), 863–873. doi:10.1093/ageing/afw124
- Bredle JM, Salsman JM, Debb SM, et al.** (2011) Spiritual well-being as a component of health-related quality of life: The Functional Assessment of Chronic Illness Therapy – Spiritual Well-Being Scale (FACIT-Sp). *Religions* **2**(1), 77–94. doi:10.3390/rel2010077
- Bruera E, Kuehn N, Miller MJ, et al.** (1991) The Edmonton Symptom Assessment System (ESAS): A simple method for the assessment of palliative care patients. *Journal of Palliative Care* **7**(2), 6–9. doi:10.1177/082585979100700202
- Brumley R, Enguidanos S, Jamison P, et al.** (2007) Increased satisfaction with care and lower costs: Results of a randomized trial of in-home palliative care. *Journal of the American Geriatrics Society* **55**(7), 993–1000. doi:10.1111/j.1532-5415.2007.01234.x
- Bubis LD, Davis LE, Canaj H, et al.** (2020) Patient-reported symptom severity among 22,650 cancer outpatients in the last six months of life. *Journal of Pain and Symptom Management* **59**(1), 58–66.e4. doi:10.1016/j.jpainsymman.2019.08.016
- Chin A Paw MJ, Dekker JM, Feskens EJ, et al.** (1999) How to select a frail elderly population? A comparison of three working definitions. *Journal of Clinical Epidemiology* **52**(11), 1015–1021. doi:10.1016/S0895-4356(99)00077-3
- Clegg A, Young J, Iliffe S, et al.** (2013) Frailty in elderly people. *Lancet (London, England)* **381**(9868), 752–762. doi:10.1016/S0140-6736(12)
- Collard RM, Boter H, Schoevers RA, et al.** (2012) Prevalence of frailty in community-dwelling older persons: A systematic review. *Journal of the American Geriatrics Society* **60**(8), 1487–1492. doi:10.1111/j.1532-5415.2012.04054.x
- Coventry PA, Grande GE, Richards DA, et al.** (2005) Prediction of appropriate timing of palliative care for older adults with non-malignant life-threatening disease: A systematic review. *Age and Ageing* **34**(3), 218–227. doi:10.1093/ageing/afi054
- Crocker TF, Brown L, Clegg A, et al.** (2019) Quality of life is substantially worse for community-dwelling older people living with frailty: Systematic review and meta-analysis. *Quality of Life Research: An International Journal of Quality of Life Aspects of Treatment, Care and Rehabilitation* **28**(8), 2041–2056. doi:10.1007/s11136-019-02149-1
- Dauphinot V, Ravier A, Novais T, et al.** (2016) Relationship between comorbidities in patients with cognitive complaint and caregiver burden: A cross-sectional study. *Journal of the American Medical Directors Association* **17**(3), 232–237. doi:10.1016/j.jamda.2015.10.011
- Downar J, Goldman R, Pinto R, et al.** (2017) The “surprise question” for predicting death in seriously ill patients: A systematic review and meta-analysis. *CMAJ: Canadian Medical Association Journal* **189**(13), E484–E493. doi:10.1503/cmaj.160775
- Espinoza S and Walston JD** (2005) Frailty in older adults: Insights and interventions. *Cleveland Clinic Journal of Medicine* **72**(12), 1105–1112. doi:10.3949/ccjm.72.12.1105
- Faller JW, Pereira D, de Souza S, et al.** (2019) Instruments for the detection of frailty syndrome in older adults: A systematic review. *PLoS One* **14**(4), e0216166. doi:10.1371/journal.pone.0216166
- Ferrucci L, Guralnik JM, Studenski S, et al.** (2004) Designing randomized, controlled trials aimed at preventing or delaying functional decline and disability in frail, older persons: A consensus report. *Journal of the American Geriatrics Society* **52**(4), 625–634. doi:10.1111/j.1532-5415.2004.52174.x
- Fried LP, Tangen CM, Walston J, et al., Cardiovascular Health Study Collaborative Research Group** (2001) Frailty in older adults: Evidence for a phenotype. *The Journals of Gerontology Series A: Biological Sciences and Medical Sciences* **56**(3), M146–156. doi:10.1093/gerona/56.3.M146
- Gort AM, Mingot M, Gomez X, et al.** (2007) Use of the Zarit scale for assessing caregiver burden and collapse in caregiving at home in dementias. *International Journal of Geriatric Psychiatry* **22**(10), 957–962. doi:10.1002/gps.1770
- Greer JA, Jackson VA, Meier DE, et al.** (2013) Early integration of palliative care services with standard oncology care for patients with advanced cancer. *CA: A Cancer Journal for Clinicians* **63**(5), 349–363. doi:10.3322/caac.21192
- Hamaker ME, van den Bos F and Rostoft S** (2020) Frailty and palliative care. *BMJ Supportive & Palliative Care* **10**(3), 262–264. doi:10.1136/bmjspcare-2020-002253
- Hauptman PJ and Havranek EP** (2005) Integrating palliative care into heart failure care. *Archives of Internal Medicine* **165**(4), 374–378. doi:10.1001/archinte.165.4.374
- Kavalieratos D, Corbelli J, Zhang D, et al.** (2016) Association between palliative care and patient and caregiver outcomes: A systematic review and meta-analysis. *JAMA* **316**(20), 2104–2114. doi:10.1001/jama.2016.16840
- Koller K and Rockwood K** (2013) Frailty in older adults: Implications for end-of-life care. *Cleveland Clinic Journal of Medicine* **80**(3), 168–174. doi:10.3949/ccjm.80a.12100
- Lai C-F, Cheng C-I, Chang C-H, et al.** (2020) Integrating the surprise question, palliative care screening tool, and clinical risk models to identify peritoneal dialysis patients with high one-year mortality. *Journal of Pain and Symptom Management* **60**(3), 613–621.e6. doi:10.1016/j.jpainsymman.2020.03.035
- Maeda I, Miyashita M, Yamagishi A, et al.** (2016) Changes in relatives' perspectives on quality of death, quality of care, pain relief, and caregiving burden before and after a region-based palliative care intervention. *Journal of Pain and Symptom Management* **52**(5), 637–645. doi:10.1016/j.jpainsymman.2016.03.022
- Mercadante S, Valle A, Porzio G, et al., Home Care-Italy Group** (2013) Prognostic factors of survival in patients with advanced cancer admitted to home care. *Journal of Pain and Symptom Management* **45**(1), 56–62. doi:10.1016/j.jpainsymman.2011.12.288

- Monod S, Léclureux E, Rochat E, et al.** (2015) Validity of the FACIT-Sp to assess spiritual well-being in elderly patients. *Psychology* **6**(10), 1311–1322. doi:10.4236/psych.2015.610128
- Moss AH, Ganjoo J, Sharma S, et al.** (2008) Utility of the “surprise” question to identify dialysis patients with high mortality. *Clinical Journal of the American Society of Nephrology: CJASN* **3**(5), 1379–1384. doi:10.2215/CJN.00940208
- Munoz AR, Salsman JM, Stein KD, et al.** (2015) Reference values of the functional assessment of chronic illness therapy-spiritual well-being: A report from the American Cancer Society’s studies of cancer survivors: Reference Values for the FACIT-Sp-12. *Cancer* **121**(11), 1838–1844. doi:10.1002/cncr.29286
- Murray TM, Sachs GA, Stocking C, et al.** (2012) The symptom experience of community-dwelling persons with dementia: Self and caregiver report and comparison with standardized symptom assessment measures. *The American Journal of Geriatric Psychiatry: Official Journal of the American Association for Geriatric Psychiatry* **20**(4), 298–305. doi:10.1097/JGP.0b013e318235b758
- O’Callaghan CC, Georgousopoulou E, Seah D, et al.** (2020) Spirituality and religiosity in a palliative medicine population: Mixed-methods study. *BMJ Supportive & Palliative Care* **12**(3), 316–323. doi:10.1136/bmjspcare-2020-002261
- Parikh RB, Kirch RA, Smith TJ, et al.** (2013) Early specialty palliative care – Translating data in oncology into practice. *The New England Journal of Medicine* **369**(24), 2347–2351. doi:10.1056/NEJMs1305469
- Pautex S, Vayne-Bossert P, Bernard M, et al.** (2017) Validation of the French version of the Edmonton Symptom Assessment System. *Journal of Pain and Symptom Management* **54**(5), 721–726.e1. doi:10.1016/j.jpainsymman.2017.07.032
- Puts MTE, Toubasi S, Andrew MK, et al.** (2017) Interventions to prevent or reduce the level of frailty in community-dwelling older adults: A scoping review of the literature and international policies. *Age and Ageing* **46**(3), 383–392. doi:10.1093/ageing/afw247
- Rego F, Gonçalves F, Moutinho S, et al.** (2020) The influence of spirituality on decision-making in palliative care outpatients: A cross-sectional study. *BMC Palliative Care* **19**(1), 22. doi:10.1186/s12904-020-0525-3
- Rockwood K, Hogan DB and MacKnight C** (2000) Conceptualisation and measurement of frailty in elderly people. *Drugs & Aging* **17**(4), 295–302. doi:10.2165/00002512-200017040-00005
- Rolfson DB, Majumdar SR, Tsuyuki RT, et al.** (2006) Validity and reliability of the Edmonton Frail Scale. *Age and Ageing* **35**(5), 526–529. doi:10.1093/ageing/af1041
- Salins N, Ramanjulu R, Patra L, et al.** (2016) Integration of early specialist palliative care in cancer care and patient related outcomes: A critical review of evidence. *Indian Journal of Palliative Care* **22**(3), 252–257. doi:10.4103/0973-1075.185028
- Temel JS, Greer JA, El-Jawahri A, et al.** (2017) Effects of early integrated palliative care in patients with lung and GI Cancer: A Randomized Clinical Trial. *Journal of Clinical Oncology: Official Journal of the American Society of Clinical Oncology* **35**(8), 834–841. doi:10.1200/JCO.2016.70.5046
- Temel JS, Greer JA, Muzikansky A, et al.** (2010) Early palliative care for patients with metastatic non-small-cell lung cancer. *The New England Journal of Medicine* **363**(8), 733–742. doi:10.1056/NEJMoa1000678
- Ullrich A, Eicken S, Coym A, et al.** (2021) Gender-specific problems and needs of family caregivers during specialist inpatient palliative care: A qualitative study on experiences of family caregivers and healthcare professionals. *Annals of Palliative Medicine* **10**(8), 8571–8583. doi:10.21037/apm-20-2553
- Vigna PM, de Castro I and Fumis RRL** (2020) Spirituality alleviates the burden on family members caring for patients receiving palliative care exclusively. *BMC Palliative Care* **19**(1), 77. doi:10.1186/s12904-020-00585-2
- Wajnberg A, Ornstein K, Zhang M, et al.** (2013) Symptom burden in chronically ill homebound individuals. *Journal of the American Geriatrics Society* **61**(1), 126–131. doi:10.1111/jgs.12038
- Welsh TJ, Gordon AL and Gladman JR** (2014) Comprehensive geriatric assessment – A guide for the non-specialist. *International Journal of Clinical Practice* **68**(3), 290–293. doi:10.1111/ijcp.12313
- World Health Organisation.** (n.d.). WHO definition of palliative care. <https://www.who.int/health-topics/palliative-care> (accessed 15 January 2022).
- Yoon SJ, Suh S-Y, Kim SH, et al.** (2018) Spiritual well-being among palliative care patients with different religious affiliations: A multicenter Korean study. *Journal of Pain and Symptom Management* **56**(6), 893–901. doi:10.1016/j.jpainsymman.2018.09.001
- Zeng L, Zhang L, Culleton S, et al.** (2011) Edmonton Symptom Assessment Scale as a prognostic indicator in patients with advanced cancer. *Journal of Palliative Medicine* **14**(3), 337–342. doi:10.1089/jpm.2010.0438