



# Stationary electro-osmotic flow driven by AC fields around charged dielectric spheres

Raúl Fernández-Mateo<sup>1</sup>, Pablo García-Sánchez<sup>2</sup>, Víctor Calero<sup>2</sup>,  
Hywel Morgan<sup>1</sup> and Antonio Ramos<sup>2,†</sup>

<sup>1</sup>School of Electronics and Computer Science, University of Southampton, Southampton SO17 1BJ, UK

<sup>2</sup>Depto. Electrónica y Electromagnetismo, Facultad de Física, Universidad de Sevilla, Avda. Reina Mercedes s/n, 41012 Sevilla, Spain

(Received 27 May 2021; revised 13 July 2021; accepted 14 July 2021)

We experimentally demonstrate quadrupolar electro-osmotic flows around charged dielectric microspheres immersed in an electrolyte when subjected to an alternating current electric field. We present an electrokinetic model that predicts the flow characteristics based on the phenomena of surface conductance and polarization of the electrolyte concentration around the particles. We refer to these flows as concentration polarization electro-osmosis. We anticipate that these flows may play a major role in the electric-field-induced assembly of colloids and on the electrokinetic manipulation of dielectric micro- and nanoparticles.

**Key words:** colloids, electrokinetic flows

## 1. Introduction

Solid particles immersed in aqueous electrolytes usually carry a net surface charge which is screened by a diffuse ionic layer on the electrolyte side of the interface. Relative motion between the solid and liquid can occur when an external electric field acts on these charges, giving rise to particle motion known as electrophoresis (Hunter 1993). For diffuse layers much thinner than the particle size, the electrophoretic velocity is given by the Helmholtz–Smoluchowski formula (Hunter 1993) as  $U = (\varepsilon\zeta/\eta)E$ , where  $\varepsilon$  is the medium permittivity and  $\eta$  its viscosity,  $E$  the applied electric field and  $\zeta$  the zeta potential (the electrical potential at the slip plane; Delgado *et al.* 2005). In the presence of an alternating current (AC) field with amplitude  $E_0$ , electrophoresis manifests

† Email address for correspondence: [ramos@us.es](mailto:ramos@us.es)

© The Author(s), 2021. Published by Cambridge University Press. This is an Open Access article, distributed under the terms of the Creative Commons Attribution licence (<http://creativecommons.org/licenses/by/4.0/>), which permits unrestricted re-use, distribution, and reproduction in any medium, provided the original work is properly cited.

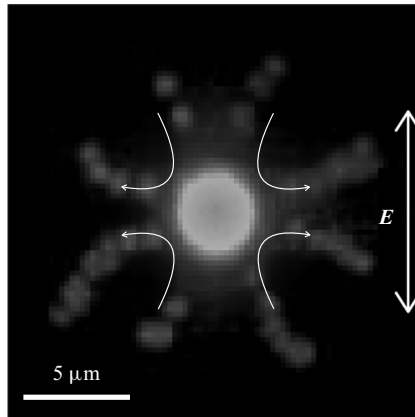


Figure 1. Experimental paths of 500 nm particles around a fluorescent latex sphere of 3  $\mu\text{m}$  diameter along with streamlines predicted by (2.32). The applied field magnitude and frequency are 80  $\text{kV m}^{-1}$  and 292 Hz.

itself as an oscillatory motion of the particle at the same frequency as the field, with a displacement amplitude given by  $(\varepsilon\xi/\eta)E_0/\omega$ , where  $\omega$  is the angular frequency of the electric field. Observations of the fluid flow around micron-scale solid dielectric particles in an AC field has revealed a previously unobserved fluid flow pattern. Here we report fluid patterns around 3  $\mu\text{m}$  spheres exposed to low-frequency AC field imaged using fluorescent tracer particles (500 nm diameter). Figure 1 shows an example of these flow patterns. Significantly, the observed quadrupolar flow is not oscillatory. This paper presents a theoretical model that describes these observations by considering the effect of perturbations in the electrolyte concentration on the electro-osmotic flow around the particles. The gradients in electrolyte concentration occur due to particle surface conduction. The model for these phenomena predicts the previously reported stationary flows observed around dielectric micropillars (20  $\mu\text{m}$  diameter) subjected to AC fields (Calero *et al.* 2021). The surface conduction of these micropillars is relatively small, and the model was based on the approximation for small Dukhin number (the ratio of surface to bulk conductance; Delgado *et al.* 2005). However, this is not small for particles with a typical size around 1  $\mu\text{m}$  or smaller. As a first attempt to model stationary flows for arbitrary values of the Dukhin number, we develop a theoretical scheme for weak electric fields. Gamayunov, Murtsovkin & Dukhin (1986) argued that stationary quadrupolar flows may appear around charged dielectric spheres as a consequence of concentration polarization and/or induced charge within the electrical double layer (EDL). The flow pattern due to EDL polarization in a DC field was analysed in detail by Dukhin & Murtsovkin (1986). Here we extend the analysis of Schnitzer & Yariv (2012) to the case of AC electric fields and describe the stationary flow around a charged colloidal sphere as a function of frequency, albeit with the restriction of a binary electrolyte with equal ionic diffusivities. The latter assumption is valid for our experiments with KCl aqueous solutions and greatly simplifies the theoretical treatment of the problem. In this work we focus on the simplest system, in which stationary flows for AC fields arise due to surface conduction, where there is already an asymmetry between counter-ions and co-ions. Experimental data on the stationary electro-osmotic flow around microparticles are in agreement with the predictions of the model. These flows could be important in controlling the interaction between microscopic particles subjected to low-frequency AC electric fields (around 1 kHz or less) and in general for any technique relying on AC fields for electrical manipulation of dielectric particles.

## 2. Theory

Schnitzer & Yariv (2012) derived a mathematical model for the electrokinetic flows of symmetric electrolytes at large zeta potentials in the limit of thin EDL, including surface conduction effects. Building on this work, we modelled the stationary flows induced by AC fields around charged cylinders with small Dukhin number (Calero *et al.* 2021). We now explore the case of finite Dukhin number and weak electric fields (Schnitzer *et al.* 2013). To this end, we consider a negatively charged dielectric sphere immersed in a binary electrolyte and subjected to an AC electric field with amplitude  $E_0$  and angular frequency  $\omega$ . We assume that this frequency is low enough so that the EDL is in quasi-equilibrium ( $\omega \ll \sigma/\varepsilon$ , with  $\varepsilon$  and  $\sigma$  denoting the liquid permittivity and conductivity, respectively). We use a dimensionless formulation where length is scaled with the radius of the particle  $a$ , electric potential with the thermal voltage  $\phi_{ther} = k_B T / ze$  (where  $k_B$  is Boltzmann's constant,  $T$  absolute temperature,  $z$  ionic valence and  $e$  elementary charge), time with  $\eta/\varepsilon E_{ther}^2$  (where  $E_{ther} = \phi_{ther}/a$  is the thermal electric field), pressure with  $\varepsilon E_{ther}^2$ , and ion concentrations with typical salt concentration  $c_0$ . Thus, diffusion constants are non-dimensionalized with  $\varepsilon a^2 E_{ther}^2 / \eta$ , velocities with  $\varepsilon E_{ther}^2 a / \eta$ , and the typical Reynolds number is  $Re = \rho_m \varepsilon E_{ther}^2 a^2 / \eta^2$ , with  $\rho_m$  the liquid mass density. The surface charge on the dielectric is non-dimensionalized with  $\varepsilon \phi_{ther} / \lambda_D$ , where  $\lambda_D$  is the Debye length.

The conservation equations for the concentration of positive ( $c_+$ ) and negative ( $c_-$ ) ions are, respectively,

$$\nabla \cdot (-c_+ \nabla \phi - \nabla c_+) + \alpha_+ \mathbf{u} \cdot \nabla c_+ + \alpha_+ \frac{\partial c_+}{\partial t} = 0, \quad (2.1)$$

$$\nabla \cdot (c_- \nabla \phi - \nabla c_-) + \alpha_- \mathbf{u} \cdot \nabla c_- + \alpha_- \frac{\partial c_-}{\partial t} = 0, \quad (2.2)$$

where  $\alpha_+$  and  $\alpha_-$  are the reciprocals of the non-dimensional diffusion constants  $D_+$  and  $D_-$  for positive and negative ions, respectively, and the liquid velocity is  $\mathbf{u}$ . In the bulk electrolyte outside the EDL, electro-neutrality ( $c_+ = c_- = c$ ) means that these equations can be combined to give

$$D \nabla^2 c = \mathbf{u} \cdot \nabla c + \frac{\partial c}{\partial t}, \quad (2.3)$$

$$\nabla \cdot (c \nabla \phi) = \gamma \left( \frac{\partial c}{\partial t} + \mathbf{u} \cdot \nabla c \right), \quad (2.4)$$

where  $D = 2/(\alpha_+ + \alpha_-)$  and  $\gamma = (\alpha_+ - \alpha_-)/2$ . Equation (2.3) is the diffusion equation for the ion concentration. Equation (2.4) is essentially the equation for the electric potential, where  $\gamma$  is a parameter that is related to the asymmetry in ion mobility.

The boundary conditions on the surface of the charged dielectric sphere are as follows (Schnitzer & Yariv 2012). The normal flux of co-ions (anions in our case) is zero:

$$c \frac{\partial \phi}{\partial n} - \frac{\partial c}{\partial n} = 0. \quad (2.5)$$

The normal flux of counter-ions (cations in our case) equals the surface divergence of EDL cation flux:

$$-c \frac{\partial \phi}{\partial n} - \frac{\partial c}{\partial n} = 2 Du \nabla_s^2 (\phi + \ln c), \quad (2.6)$$

where  $Du$  is a Dukhin number defined as  $Du = (1 + 2\alpha_+) |q_s| \lambda_D$ , with  $q_s$  denoting the non-dimensional intrinsic surface charge. Here the normal derivative is from the dielectric

to the electrolyte. In the literature (Delgado *et al.* 2005), the Dukhin number is defined as  $Du_o = K_s/(\sigma a)$ , where  $K_s$  is the surface conductance. For large negative zeta potential (the case in this work), the relation between these two definitions is  $Du_o \approx Du 2D_+/(D_+ + D_-)$ . Here  $Du$  can be considered a fixed quantity if the surface charge is fixed. In this work we assume this to be the case, i.e. variations in salt concentration do not lead to variations in the intrinsic surface charge. Also, note that the boundary conditions (2.5) and (2.6) neglect the charging of the EDL at the particle surface, in contrast to the modelling of induced-charge electro-osmosis (ICEO) phenomena with AC fields (Squires & Bazant 2004). As shown in Schnitzer & Yariv (2014) for dielectric particles and moderate fields, the induced zeta potential associated with induced charges in the EDL is negligibly small compared with the thermal voltage.

The liquid velocity and pressure satisfy the Navier–Stokes equations for negligible Reynolds number:

$$0 = -\nabla p + \nabla^2 \mathbf{u} + \nabla^2 \phi \nabla \phi, \quad \nabla \cdot \mathbf{u} = 0, \tag{2.7a,b}$$

where the Coulomb term is present because gradients in ion concentration can lead to induced charge in the bulk, through (2.4). In these equations we neglect the term  $Re \partial \mathbf{u} / \partial t$  because it is negligible for particles with radii of the order of microns and frequencies less than 100 kHz. In other words (using dimensional quantities), this is negligible when  $\rho_m \omega a^2 / \eta \ll 1$ . Thus, (2.7a,b) are quasi-static in the sense that time is implicit. The boundary condition at the particle surface is  $\mathbf{u} = \mathbf{U} + \mathbf{u}_s$ , where  $\mathbf{U}$  is the translational velocity of the particle centre and  $\mathbf{u}_s$  is the slip velocity generated at the EDL (Prieve *et al.* 1984):

$$\mathbf{u}_s = \zeta \nabla_s \phi - 4 \ln(\cosh(\zeta/4)) \nabla_s \ln c. \tag{2.8}$$

The zeta potential  $\zeta$  is related to the intrinsic charge by the following (Hunter 1993):

$$q_s = 2\sqrt{c} \sinh(\zeta/2). \tag{2.9}$$

The translational velocity  $\mathbf{U}$  is determined by the condition that the total hydrodynamic stress equals zero at the surface of the sphere (Schnitzer *et al.* 2013). Far from the particle, at infinity, the fluid velocity is zero. At this point, the reference frame can be changed to one that is attached to the particle. The quasi-static equations for velocity and pressure are the same, and the new boundary conditions are  $\mathbf{u} = \mathbf{u}_s$  at the particle surface,  $\mathbf{u} = -\mathbf{U}$  at infinity. Under an applied AC electric field, the sphere velocity  $\mathbf{U}$  is an oscillating function of time, with zero time average (from symmetry).

Following Schnitzer *et al.* (2013), we now perform a power expansion of the amplitude of the applied AC electric field  $\beta \equiv E_0/E_{ther}$ :  $c = 1 + \beta c_1 + \beta^2 c_2 + \dots$ ,  $\phi = \beta \phi_1 + \beta^2 \phi_2 + \dots$ ,  $\mathbf{u} = \beta \mathbf{u}_1 + \beta^2 \mathbf{u}_2 + \dots$ ,  $p = \beta p_1 + \beta^2 p_2 + \dots$ . The linear approximation provides a fluid velocity that is oscillatory in time, while the stationary electro-osmotic flow around the sphere is found at second order in  $\beta$ .

### 2.1. Linear response

Salt concentration and potential satisfy

$$D \nabla^2 c_1 = \frac{\partial c_1}{\partial t}, \quad \nabla^2 \phi_1 = \gamma \frac{\partial c_1}{\partial t}, \tag{2.10a,b}$$

with boundary conditions as follows: at  $r = 1$ ,

$$\frac{\partial c_1}{\partial r} + Du \nabla_s^2 (\phi_1 + c_1) = 0, \quad \frac{\partial c_1}{\partial r} - \frac{\partial \phi_1}{\partial r} = 0, \tag{2.11a,b}$$

*Stationary electro-osmotic flow driven by AC fields*

where  $\nabla_s^2$  is the surface Laplacian, and at  $r \rightarrow \infty$ ,

$$c_1 = 0, \quad \phi_1 = -\cos(\omega t)r \cos \theta. \quad (2.12a,b)$$

Assume that positive and negative ions have the same mobility, so that  $\gamma = 0$ . Since the applied field is an oscillating function in time with angular frequency  $\omega$ , we write  $c_1$  and  $\phi_1$  as  $c_1 = \text{Re}[\tilde{c}_1 e^{i\omega t}]$ ,  $\phi_1 = \text{Re}[\tilde{\phi}_1 e^{i\omega t}]$ . The complex functions satisfy

$$D\nabla^2 \tilde{c}_1 = i\omega \tilde{c}_1, \quad \nabla^2 \tilde{\phi}_1 = 0. \quad (2.13a,b)$$

Given that both  $\tilde{c}_1$  and  $\tilde{\phi}_1$  are of the form  $f(r) \cos \theta$ , the solutions are found as

$$\tilde{c}_1 = C e^{-k(r-1)} \frac{1+kr}{r^2} \cos \theta, \quad \tilde{\phi}_1 = -r \cos \theta + F \frac{\cos \theta}{2r^2}, \quad (2.14a,b)$$

where  $k = \sqrt{i\omega/D}$ , and

$$C = \frac{3Du}{2+2k+k^2+Du(k+2)^2}, \quad F = \frac{2Du(1+k+k^2) - (2+2k+k^2)}{2+2k+k^2+Du(k+2)^2}. \quad (2.15a,b)$$

The limit of zero frequency ( $k = 0$ )

$$\tilde{c}_1 = \frac{3Du}{2+4Du} \frac{\cos \theta}{r^2}, \quad \tilde{\phi}_1 = -r \cos \theta + \frac{Du-1}{2+4Du} \frac{\cos \theta}{r^2} \quad (2.16a,b)$$

is coincident with that given by Schnitzer & Yariv (2012), and by Hunter (1993) for thin double layers and a highly charged surface. At infinite frequency ( $k \rightarrow \infty$ ),

$$\tilde{c}_1 = 0, \quad \tilde{\phi}_1 = -r \cos \theta + \frac{2Du-1}{2+2Du} \frac{\cos \theta}{r^2}. \quad (2.17a,b)$$

Here it can be seen that  $F/2 = (2Du-1)/(2Du+2)$  is the low-frequency value of the Maxwell–Wagner–O’Konski dipole coefficient (O’Konski 1960). The frequency dependence of the dipole coefficient  $F/2$  is coincident with that given in Shilov *et al.* (2001) for a highly charged surface, with thin double layer and equal ion mobilities, because  $\gamma = 0$  is set in (2.10a,b).

The fluid flow is oscillatory in time and governed by the equations

$$\nabla^2 \mathbf{u}_1 = \nabla p_1, \quad \nabla \cdot \mathbf{u}_1 = 0, \quad (2.18a,b)$$

with slip velocity at  $r = 1$  given by

$$\mathbf{u}_{s1} = \zeta_0 \nabla_s \phi_1 - 4 \log(\cosh(\zeta_0/4)) \nabla_s c_1. \quad (2.19)$$

At infinity the fluid velocity goes to  $\mathbf{u}_1 \rightarrow -\text{Re}[U_1 e^{i\omega t}] \hat{\mathbf{z}}$ . Here  $U_1$  is determined by the condition that the total hydrodynamic stress is zero on the sphere, which leads to

$$U_1 = \zeta_0 \frac{2+2k+k^2+2Du(1+k)}{2+2k+k^2+Du(k+2)^2} + 8 \log(\cosh(\zeta_0/4)) \frac{Du(1+k)}{2+2k+k^2+Du(k+2)^2}. \quad (2.20)$$

The slip velocity is then  $\mathbf{u}_{s1} = \frac{3}{2} \text{Re}[U_1 e^{i\omega t}] \sin \theta \hat{\theta}$ . At the limit of zero frequency,

$$U_1 = \frac{\zeta_0(1+Du) + 4Du \log(\cosh(\zeta_0/4))}{1+2Du}; \quad (2.21)$$

taking into account that  $\zeta_0$  is negative, this agrees with the expression given by Schnitzer *et al.* (2013). The latter was shown to be equivalent to the expression provided by O’Brien (1983) for large absolute zeta potential.

2.2. Quadratic response

The equations for salt concentration and potential at second order in  $\beta$  are

$$D\nabla^2 c_2 = \frac{\partial c_2}{\partial t} + \mathbf{u}_1 \cdot \nabla c_1, \quad \nabla^2 \phi_2 = -\nabla \phi_1 \cdot \nabla c_1, \quad (2.22a,b)$$

with boundary conditions at  $r = 1$  given by

$$\frac{\partial c_2}{\partial r} + Du \nabla_s^2 (\phi_2 + c_2) = \frac{Du}{2} \nabla_s^2 c_1^2, \quad \frac{\partial c_2}{\partial r} - \frac{\partial \phi_2}{\partial r} = c_1 \frac{\partial \phi_1}{\partial r}, \quad (2.23a,b)$$

while at  $r \rightarrow \infty$  both  $c_2$  and  $\phi_2$  go to zero.

The time-averaged velocity and pressure satisfy

$$\nabla^2 \langle \mathbf{u}_2 \rangle = \nabla \langle p_2 \rangle, \quad \nabla \cdot \langle \mathbf{u}_2 \rangle = 0. \quad (2.24a,b)$$

Here the body force is zero since  $\nabla^2 \phi_1 = 0$ . The boundary condition at  $r = 1$  is a time-averaged slip velocity,

$$\langle \mathbf{u}_{2s} \rangle = \zeta_0 \nabla_s \langle \phi_2 \rangle + \langle \zeta_1 \nabla_s \phi_1 \rangle - 4 \ln \left( \cosh \left( \frac{\zeta_0}{4} \right) \right) \nabla_s \left\langle c_2 - \frac{c_1^2}{2} \right\rangle - \tanh \left( \frac{\zeta_0}{4} \right) \langle \zeta_1 \nabla_s \phi_1 \rangle, \quad (2.25)$$

with  $\zeta_1 = -c_1 \tanh(\zeta_0/2)$  from (2.9) and fixed  $q_s$ . From symmetry, at infinity  $\mathbf{u}_2 \rightarrow 0$ . Therefore, the time-averaged velocity can be derived from the time averages  $\langle c_2 \rangle$  and  $\langle \phi_2 \rangle$ . The equations for  $\langle c_2 \rangle$  and  $\langle \phi_2 \rangle$  are

$$\nabla^2 \langle c_2 \rangle = \frac{1}{2D} Re [\nabla \tilde{c}_1 \cdot \tilde{\mathbf{u}}_1^*], \quad \nabla^2 \langle \phi_2 \rangle = -\frac{1}{2} Re [\nabla \tilde{\phi}_1 \cdot \nabla \tilde{c}_1^*], \quad (2.26a,b)$$

where the time-averaged product of two oscillating functions satisfies  $\langle f(t)g(t) \rangle = \frac{1}{2} Re [fg^*]$ . The boundary conditions at  $r = 1$  are now written as

$$\left. \begin{aligned} \frac{\partial \langle c_2 \rangle}{\partial r} + Du \nabla_s^2 \langle \phi_2 + c_2 \rangle &= \frac{Du}{4} \nabla_s^2 |\tilde{c}_1|^2, \\ \frac{\partial \langle c_2 \rangle}{\partial r} - \frac{\partial \langle \phi_2 \rangle}{\partial r} &= \frac{1}{2} Re \left[ \tilde{c}_1 \frac{\partial \tilde{\phi}_1}{\partial r} \right]. \end{aligned} \right\} \quad (2.27)$$

The source terms in the equations (2.26a,b) and the independent terms in the boundary conditions (2.27) are linear combinations of  $P_0(\cos \theta)$  and  $P_2(\cos \theta)$ , where  $P_n(x)$  is the Legendre polynomial of degree  $n$ . Therefore,  $\langle c_2 \rangle$  and  $\langle \phi_2 \rangle$  can be written as  $\langle c_2 \rangle = c_{20}(r) + c_{22}(r)P_2(\cos \theta)$  and  $\langle \phi_2 \rangle = \phi_{20}(r) + \phi_{22}(r)P_2(\cos \theta)$ . Only the terms proportional to  $P_2(\cos \theta)$  are important for the slip velocity (2.25). The general solutions of (2.26a,b) for these terms that decay at infinity are of the form

$$c_{22} = \frac{A}{r^3} + Re[G_c(r)], \quad \phi_{22} = \frac{B}{r^3} + Re[G_\phi(r)], \quad (2.28a,b)$$

where  $A$  and  $B$  are constants that are determined from the boundary conditions, and  $G_c$  and  $G_\phi$  are particular solutions of the equations

$$\left. \begin{aligned} \frac{1}{x^2} \frac{\partial}{\partial x} \left( x^2 \frac{\partial G_c}{\partial x} \right) - \frac{6G_c}{x^2} &= \frac{CU_1^* k e^k}{2D} e^{-x} g_c(x), \\ \frac{1}{x^2} \frac{\partial}{\partial x} \left( x^2 \frac{\partial G_\phi}{\partial x} \right) - \frac{6G_\phi}{x^2} &= -\frac{Ck e^k}{2} e^{-x} g_\phi(x), \end{aligned} \right\} \quad (2.29)$$

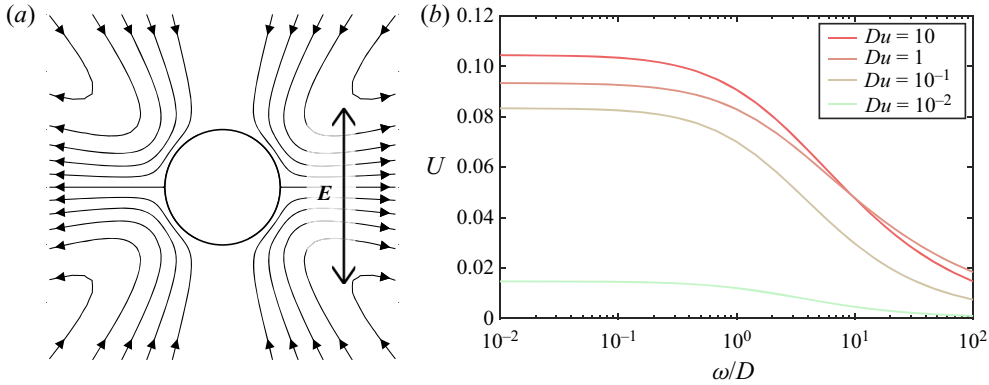


Figure 2. (a) Streamlines of the field represented by (2.32). (b) Slip velocity  $U$  as a function of  $\omega/D$ . Here  $\zeta = -4$ ,  $D = 4.5$ .

where  $x = kr$ , and

$$\left. \begin{aligned} g_c(x) &= 2x^{-3} + 2x^{-2} + \frac{2}{3}x^{-1} - k^3(x^{-6} + x^{-5} + \frac{2}{3}x^{-4}), \\ g_\phi(x) &= 2x^{-3} + 2x^{-2} + \frac{2}{3}x^{-1} + k^3 F^*(x^{-6} + x^{-5} + \frac{2}{3}x^{-4}). \end{aligned} \right\} \quad (2.30)$$

Note that the operator  $D_r^2 \equiv (1/r^2) d/dr(r^2(d/dr)) - 6/r^2$  comes from the Laplacian operator in spherical coordinates when using solutions of the form  $f(r)P_2(\cos\theta)$ . The right-hand sides in (2.29) are linear combinations of terms like  $x^m e^{-x}$ . A solution of the equation  $D_r^2 G = x^m e^{-x}$  that decays at infinity is

$$G(m, x) = \frac{1}{5} (\Gamma(m+5, x)x^{-3} - \Gamma(m, x)x^2), \quad (2.31)$$

where  $\Gamma(m, x)$  is the incomplete Gamma function. Therefore, we construct  $G_c$  and  $G_\phi$  as linear combinations of  $G(m, x)$  with  $m = -6, -5, \dots, -1$ , and from here we obtain  $c_{22}$  and  $\phi_{22}$ .

Finally, the time-averaged slip velocity (2.25) is obtained as  $\langle \mathbf{u}_{2s} \rangle = U \sin(2\theta) \hat{\theta}$ , where  $U$  is given in Appendix A. With this slip velocity on the sphere, the time-averaged velocity field is as follows (Gamayunov *et al.* 1986; Squires & Bazant 2004):

$$\langle \mathbf{u}_2 \rangle = U \left( \frac{(1-r^2)(1+3\cos 2\theta)}{2r^4} \hat{r} + \frac{\sin 2\theta}{r^4} \hat{\theta} \right). \quad (2.32)$$

The streamlines of this velocity field are shown in figure 2(a).

Figure 2(b) shows  $U$  as a function of  $\omega/D$  ( $\omega a^2/D$  with dimensions) for different values of the Dukhin number. While the theory for small Dukhin number leads to a velocity that scales linearly with  $Du$ , the current model predicts a saturation. For example, figure 2(b) shows that the slip velocities for  $Du = 0.1$  and  $Du = 1$  differ by around 10%. It is clear that the intensity of the flow around the particle decreases beyond the characteristic dimensional frequency  $\omega_c = D/a^2$ , which is the reciprocal of the ion diffusion time for the radius  $a$ . For frequencies much greater than this,  $U$  decays as  $\omega^{-1/2}$ , and this frequency-dependent behaviour stems from the diffusion equation for the salt (2.13a,b). The mechanism that produces the quadratic flow is a consequence of the polarization of ion concentration, which decreases as  $\omega^{-1/2}$ .

### 3. Experiments

The flows around single particles were imaged using a simple microfluidic channel. This consists of a straight polydimethylsiloxane (PDMS) channel 1 cm long with inlet and outlet reservoirs, fabricated using standard soft lithography. The channel cross-section is  $50\ \mu\text{m} \times 50\ \mu\text{m}$ . The inlet and outlet reservoirs are sealed with metal cylinders that serve as the electrodes for the electric field. Fluorescent (500 nm and  $3\ \mu\text{m}$ ) carboxylate particles were suspended in an aqueous solution of potassium chloride (KCl) with a conductivity of  $\sigma = 1.7\ \text{mS m}^{-1}$ . The  $3\ \mu\text{m}$  particle concentration was very low (no more than three or four particles in the channel at any one time). In order to prevent particles from sticking to the channel walls, these were pretreated with a solution of 0.1 % (w/v) Pluronic F-127 in deionized water (a non-ionic surfactant that adsorbs onto the PDMS) for at least 30 min. The peak-to-peak amplitude of the AC applied voltages was 1600 V over the frequency range from 100 Hz to 5 kHz. Below 100 Hz, the  $3\ \mu\text{m}$  particle oscillations due to the combination of electro-osmosis and zero-order electrophoresis are too large in amplitude to allow accurate measurement of the steady flows around the particles. For frequencies above 5 kHz, the magnitude of the quadrupolar flow is too weak compared to the Brownian motion of the tracer particles.

The trajectories of the 500 nm tracers were imaged using fluorescent microscopy. These tracers describe a three-dimensional flow pattern around the  $3\ \mu\text{m}$  particles. The microscope objective was focused at approximately a horizontal plane at the centre of the large particle. Out of all the tracer trajectories, only those that were approximately within the focal plane were used (as shown in [figure 1](#)).

The  $3\ \mu\text{m}$  particles oscillate due to electrophoresis, but also have a small drift due to small pressure fluctuations within the microchannel. Thus, in order to measure the fluid velocity around these particles with respect to them, a MATLAB program was developed to track the position of single  $3\ \mu\text{m}$  particles and to place this large particle in the centre of a reference frame. This process is described in the supplementary movie available at <https://doi.org/10.1017/jfm.2021.650>. The videos of fluid flow thus have the large particle at a fixed position in the centre of the image, with the smaller tracer particles flowing around it. Particle tracking velocimetry of the tracers provides a set of velocities at given positions in the plane that are then compared with the theoretical flow field (2.32) through a least-squares fitting analysis with a single fitting parameter,  $U$ , the maximum slip velocity. Finally, the slip velocity and the experimental error are estimated from the average and dispersion of the values determined from analysis of each streamline.

[Figure 3](#) shows experimental data on the slip velocity as a function of frequency, along with the predictions of the model. Typical parameters for carboxylated latex beads are  $\zeta = -75\ \text{mV}$  and  $K_s = 1\ \text{nS}$  (Ermolina & Morgan 2005). The figure shows that for the expected Dukhin number ( $Du = 0.392$ ), the theoretical prediction overestimates the velocity by a factor of between 2 and 3.

### 4. Discussion and conclusions

This paper describes observations of stationary flows around dielectric spheres. Quadrupolar fluid flows driven by electro-osmosis have been predicted around metal spheres (Squires & Bazant 2004). However, in this case the slip velocity has a different origin, namely, ICEO. In the case of a charged dielectric sphere, the rectified fluid flow arises from the polarization of electrolyte concentration (concentration-polarization electro-osmosis, CPEO) that results from the surface conductance around the sphere. As shown in Calero *et al.* (2021), the induced charge on a dielectric sphere leads to an



## Stationary electro-osmotic flow driven by AC fields

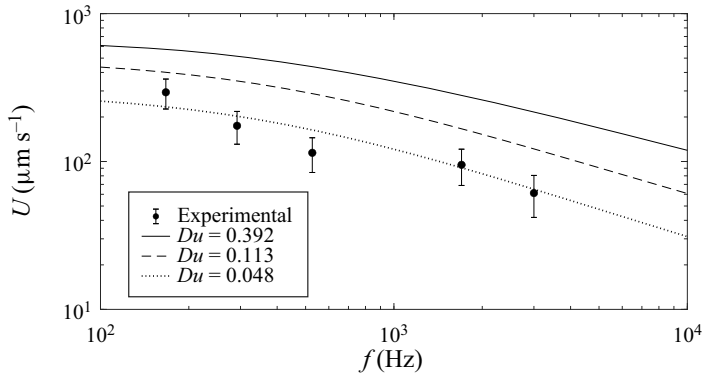


Figure 3. Experimental slip velocity  $U$  versus frequency of the applied field ( $E_0 = 80 \text{ kV m}^{-1}$ ,  $\sigma = 1.7 \text{ mS m}^{-1}$ ,  $a = 1.5 \text{ }\mu\text{m}$  and zeta potential is set to  $\zeta_0 = -75 \text{ mV}$ ). Theoretical curves are shown for different values of  $Du$ :  $Du_o = K_s/(\sigma a)$  with  $K_s = 1 \text{ nS}$  (—);  $Du = (1 + 2\alpha_+) |q_s| \lambda_D$  (- - -);  $Du_o = K_s/(\sigma a)$  with  $K_s = 0.12 \text{ nS}$  as obtained by a least-squares fitting ( $\cdots$ ).

associated induced zeta potential that is much smaller than the variation in zeta potential due to concentration polarization. This implies that CPEO velocities are much higher than ICEO velocities for the case of dielectric surfaces.

Our mathematical model predicts quadrupolar flows with a velocity magnitude that vanishes for frequencies higher than  $\omega_c = D/a^2$ , in agreement with experimental observations. A quantitative comparison between theory and experiment shows that the velocity magnitude is overestimated by the present model for typical values of  $Du$  measured for latex spheres. The nonlinear model assumes weak electric fields ( $E_0 a < k_B T/e$ ), but in the experiments  $E_0 a \approx 120 \text{ mV} \approx 5 k_B T/e$ . However, for AC fields the characteristic scale of the ion diffusion equation is the smaller of  $a$  or the diffusion penetration depth  $\sqrt{D/\omega}$ . This suggests that the condition of weak fields could be relaxed for high frequencies and rewritten as  $E_0 \ell < k_B T/e$ , with  $\ell$  the smaller of the two scales. For example, for  $f \approx 3 \text{ kHz}$ , the characteristic length is  $\ell \sim a/5$  and  $E_0 \ell \sim k_B T/e$ .

The effects of this flow pattern on the pair interactions between particles have been theoretically studied in the context of induced-charge electrophoresis and compared to that of dielectrophoresis (DEP) (Saintillan 2008). Interestingly, the induced motion between particles decays for large distances as  $(a/r)^2$  due to the hydrodynamic interaction, and as  $(a/r)^4$  due to the DEP interaction (with  $r$  the distance between particle centres). Clearly, the hydrodynamic interaction is more important than the DEP interaction when the particles are separated by distances of several diameters. From our experiments and theory for CPEO around dielectric spheres, we expect hydrodynamic interactions between particles to decrease with ionic strength and vanish for frequencies much greater than  $D/a^2$ . Curiously, these trends have been found by Mittal *et al.* (2008) in experiments with latex microparticles subjected to AC fields, although they attributed this behaviour to the interaction between induced dipoles on the particles.

**Supplementary movie.** Supplementary movie is available at <https://doi.org/10.1017/jfm.2021.650>.

**Funding.** P.G.-S. and A.R. acknowledge financial support from the European Regional Development Fund and the Spanish State Research Agency (MCI) under contract PGC2018-099217-B-I00.

**Declaration of interests.** The authors report no conflict of interest.

**Data availability statement.** The data that support the findings of this study are openly available in the University of Southampton repository at <https://doi.org/10.52.58/SOTON/D1898>.

**Author ORCIDs.**

- ✉ Raúl Fernández-Mateo <https://orcid.org/0000-0003-1413-8046>;
- ✉ Pablo García-Sánchez <https://orcid.org/0000-0003-3538-2590>;
- ✉ Víctor Calero <https://orcid.org/0000-0002-8971-7301>;
- ✉ Hywel Morgan <https://orcid.org/0000-0003-4850-5676>;
- ✉ Antonio Ramos <https://orcid.org/0000-0002-2190-1188>.

**Appendix A. Expression for  $U$**

In this appendix we provide the expression for the maximum stationary slip velocity on the sphere,  $U$  (see (2.32)). We have checked that  $U$  coincides with the expression of Schnitzer *et al.* (2013) for  $k = 0$ . It is given by

$$\begin{aligned}
 U = & -\frac{3}{2}\zeta_0 Re [B_1 + B_2 + G_\phi(k)] - \frac{1}{4} \tanh(\zeta_0/2) Re [(1+k)C(1-F^*/2)] \\
 & + 6 \log(\cosh(\zeta_0/4)) Re [A_1 + A_2 + G_c(k)] \\
 & - \left( 4 \log\left(\cosh\left(\frac{\zeta_0}{4}\right)\right) + \tanh\left(\frac{\zeta_0}{4}\right) \tanh\left(\frac{\zeta_0}{2}\right) \right) \frac{|C(1+k)|^2}{4}, \tag{A1}
 \end{aligned}$$

where

$$\left. \begin{aligned}
 A_1 = & -2 Du \frac{3G_\phi(k) + kG'_\phi(k)}{3 + 12 Du} + \frac{2}{3} Du \frac{(1+k)(1+F^*)C}{3 + 12 Du} + Du \frac{|C(1+k)|^2}{3 + 12 Du}, \\
 B_1 = & A_1 + \frac{3kG'_\phi(k) - (1+k)(1+F^*)C}{9},
 \end{aligned} \right\} \tag{A2}$$

$$A_2 = \frac{(1 + 2 Du)kG'_c(k) - 6 DuG_c(k)}{3 + 12 Du}, \quad B_2 = \frac{-2 DukG'_c(k) - 6 DuG_c(k)}{3 + 12 Du}, \tag{A3a,b}$$

$$\begin{aligned}
 G_c(x) = & \frac{CU^*_1 ke^k}{2D} [2G(-1, x)/3 + 2G(-2, x) + 2G(-3, x) \\
 & - k^3(2G(-4, x)/3 + G(-5, x) + G(-6, x))], \tag{A4}
 \end{aligned}$$

$$\begin{aligned}
 G_\phi(x) = & -\frac{Cke^k}{2} [2G(-1, x)/3 + 2G(-2, x) + 2G(-3, x) \\
 & + k^3F^*(2G(-4, x)/3 + G(-5, x) + G(-6, x))]. \tag{A5}
 \end{aligned}$$

REFERENCES

CALERO, V., FERNÁNDEZ-MATEO, R., MORGAN, H., GARCÍA-SÁNCHEZ, P. & RAMOS, A. 2021 Stationary electro-osmotic flow driven by AC fields around insulators. *Phys. Rev. Appl.* **15** (1), 014047.  
 DELGADO, A.V., GONZALEZ-CABALLERO, F., HUNTER, R.J., KOOPAL, L.K. & LYKLEMA, J. 2005 Measurement and interpretation of electrokinetic phenomena (IUPAC technical report). *Pure Appl. Chem.* **77**, 1753–1802.  
 DUKHIN, A.S. & MURTSOVKIN, V.A. 1986 Pair interaction of particles in electric field. 2. Influence of polarization of double layer of dielectric particles on their hydrodynamic interaction in a stationary electric field. *Colloid J. USSR* **48** (2), 203–211.

## Stationary electro-osmotic flow driven by AC fields

- ERMOLINA, I. & MORGAN, H. 2005 The electrokinetic properties of latex particles: comparison of electrophoresis and dielectrophoresis. *J. Colloid Interface Sci.* **285** (1), 419–428.
- GAMAYUNOV, N.I., MURTSOVKIN, V.A. & DUKHIN, A.S. 1986 Pair interaction of particles in electric field. 1. Features of hydrodynamic interaction of polarized particles. *Colloid J. USSR* **48** (2), 197–203.
- HUNTER, R.J. 1993 *Introduction to Modern Colloid Science*. Oxford University Press.
- MITTAL, M., LELE, P.P., KALER, E.W. & FURST, E.M. 2008 Polarization and interactions of colloidal particles in AC electric fields. *J. Chem. Phys.* **129** (6), 064513.
- O'BRIEN, R.W. 1983 The solution of the electrokinetic equations for colloidal particles with thin double layers. *J. Colloid Interface Sci.* **92** (1), 204–216.
- O'KONSKI, C.T. 1960 Electric properties of macromolecules. V. Theory of ionic polarization in polyelectrolytes. *J. Phys. Chem.* **64** (5), 605–619.
- PRIEVE, D.C., ANDERSON, J.L., EBEL, J.P. & LOWELL, M.E. 1984 Motion of a particle generated by chemical gradients. Part 2. Electrolytes. *J. Fluid Mech.* **148**, 247–269.
- SAINTILLAN, D. 2008 Nonlinear interactions in electrophoresis of ideally polarizable particles. *Phys. Fluids* **20** (6), 067104.
- SCHNITZER, O. & YARIV, E. 2012 Macroscale description of electrokinetic flows at large zeta potentials: nonlinear surface conduction. *Phys. Rev. E* **86** (2), 021503.
- SCHNITZER, O. & YARIV, E. 2014 Strong electro-osmotic flows about dielectric surfaces of zero surface charge. *Phys. Rev. E* **89**, 043005.
- SCHNITZER, O., ZEYDE, R., YAVNEH, I. & YARIV, E. 2013 Weakly nonlinear electrophoresis of a highly charged colloidal particle. *Phys. Fluids* **25** (5), 052004.
- SHILOV, V.N., DELGADO, A.V., GONZALEZ-CABALLERO, F. & GROSSE, C. 2001 Thin double layer theory of the wide-frequency range dielectric dispersion of suspensions of non-conducting spherical particles including surface conductivity of the stagnant layer. *Colloids Surf. A* **192** (1–3), 253–265.
- SQUIRES, T.M. & BAZANT, M.Z. 2004 Induced-charge electro-osmosis. *J. Fluid Mech.* **509** (1), 217–252.