

# The Journal of Laryngology and Otology

EDITED BY  
G. H. BATEMAN

ASSISTANT EDITOR  
LIONEL TAYLOR

## Contents

Cerebrospinal fluid rhinorrhoea . . . . .	R. K. HINGORANI	999
Mastoidectomy using an osteoplastic flap . . . . .	STEPHEN RICHARDS and DAVID KILBY	1007
✓Current thoughts on combined approach tympanoplasty. Part III. Technical aspects of posterior tympanotomy . . . . .	G. D. L. SMYTH, A. G. KERR and R. J. GOODEY	1013 ✓
✓Current thoughts on combined approach tympanoplasty. Part IV. Results and complications . . . . .	G. D. L. SMYTH, A. G. KERR and R. J. GOODEY	1021 ✓
Pharyngeal leiomyosarcoma . . . . .	G. W. GLOVER and W. W. PARK	1031
Horizontal nystagmus in routine subjects on electronystagmography . . . . .	MARTIN SPECTOR	1039
Tonic labyrinthine function and the caloric test . . . . .	GEORGE BOTROS	1047
Clinical records—		
Lymphosarcoma of the larynx . . . . .	L. PODOSHIN, M. FRADIS and M. SCHALIT	1063
Hodgkin's disease in the nose . . . . .	I. A. STEWART and A. E. STUART	1069
Ceruminoma of the external ear . . . . .	P. G. VISVANATHAN	1075
Oncocytoma of the palate . . . . .	B. L. WOLFOWITZ, B. KOTTON and C. FERNANDES	1079
Rhinosporidiosis of the parotid duct . . . . .	KAMLA CHANDRA, C. RATNAKAR, P. C. RAMACHANDRAN and SATYA PARKASH	1083
Acute leukaemia presenting as acute mastoiditis . . . . .	J. L. W. WRIGHT	1087
General notes . . . . .		1093

Headley Brothers Ltd  
Ashford, Kent

# The Journal of Laryngology and Otology

(FOUNDED in 1887 by MORELL MACKENZIE and NORRIS WOLFENDEN)

EDITED BY

G. H. BATEMAN

ASSISTANT EDITOR

LIONEL TAYLOR

1. Original articles which have not been published elsewhere are invited and should be sent to the Editor. They are considered for publication on the understanding that they are contributed to this *Journal* solely. Reproduction elsewhere, in whole or in part, is not permitted without the previous written consent of the Author and Editor and the customary acknowledgement must be made.

2. Manuscripts should be typewritten, on one side only of the paper, and well spaced. Captions to illustrations should be typed on a separate sheet and sent at the same time as original photographs, etc.

The Harvard system of recording references should be used, e.g. GREEN, C., and BROWN, D. (1951), *Journal of Laryngology and Otology*, 65, 33. The titles of all Journals should be given without abbreviation.

It is most important that authors should verify personally the accuracy of every reference before submitting a paper for publication.

3. Galley proofs and engraver's proofs of illustrations are sent to the author. Corrections, which should be kept to a minimum, must be clearly marked, and no extra matter added. Proofs should be returned within 5 days.

4. Illustration blocks will normally be held by the Printers for three years, after which they will be destroyed. Any author is entitled to have these returned to him, but a request for this must be sent within three years of the appearance of the article, to HEADLEY BROTHERS LTD., The Invicta Press, Ashford, Kent. Coloured illustrations will be charged to authors, unless a special grant is authorized by the Editor.

5. Orders for reprints must be sent when returning galley proofs, and for this purpose special forms are supplied.

6. Editorial communications may be addressed to THE EDITOR, *Journal of Laryngology*, c/o HEADLEY BROTHERS LTD., The Invicta Press, Ashford, Kent.

7. The annual subscription is £8 (eight pounds sterling) post free; U.S.A. \$23 post free, and payable in advance.

8. Single copies of current or back numbers (when available) will be on sale at £1 (including postage) each.

9. All subscriptions, advertising and business communications should be sent to the publishers, or subscription agents.


**HEADLEY BROTHERS LTD.**

The Invicta Press, ASHFORD, Kent.

© *Journal of Laryngology and Otology Ltd.*, 1971

# AMPLIVOX 84

The successor to  
the world's most widely used  
clinical Audiometer.



Take a look at all the advantages you get  
with this superb audiometer.

- Pure tone at eleven frequencies—now including 750 Hz
- Bone conduction at eight frequencies
- Narrow band masking via insert and headphones  
Automatic presentation
- ISO specification
- Trimpot calibration
- Continuously variable second channel for ABLB  
(Fowler) recruitment test
- Tone decay test
- Illuminated patient's signal

**PLUS** Calibrated speech audiometry via microphone or tape.

Write now for illustrated brochure to :

**AMPLIVOX HEARING CONSERVATION LTD**

Beresford Avenue, Wembley, Middx. HAO 1RU. Phone : 01-902 8991



# the complete de-bugging device

## clears both fungi and bacteria in ear infections

*Candida albicans* and *Aspergillus niger* are isolated in over 20 per cent of cases of otitis externa, and if high success rates are to be achieved treatment must take account of this. Otoseptil™ ear drops employs a very broad-spectrum attack with efficient anti-inflammatory action.

The new antibiotic ester—neomycin undecylenate—provides potent dual bactericidal and antifungal activity.

Tryrothricin (containing gramicidin and tyrocin) effectively eliminates resistant Gram-positive cocci, while Hydrocortisone alcohol exerts its characteristic anti-inflammatory action. Rapid tissue contact is ensured by the penetrant Ethylene oxide polyoxypropylene glycol condensate, which is incorporated in the clear liquid ear drop.

For pain relief, AUDAX® ear drops may be used concomitantly with Otoseptil® ear drops because they are completely miscible and compatible.

Full information is available on request.

® Registered trade marks

# Otoseptil

ear drops



Napp Laboratories Limited,  
Watford WD2 7RA England

Please mention *The Journal of Laryngology and Otology* when replying to advertisements



THE NEW ACOUSTIC IMPEDANCE METER

# PETERS

Audiometers and Sound Proof  
Rooms for clinics, hospitals, schools and  
factories all over the world

Literature and further information from:

---

**PETERS**

Head Office: 55 Clarkehouse Road,  
Sheffield S10 2LE Telephone 0742 64434

Regional Sales and Service Centres

London: 45 New Cavendish Street,  
London W1 Telephone 01-935 2604

South West England: 7 St. Augustine's Parade,  
Bristol BS1 4 HX Telephone 0272 20737

---

Please mention *The Journal of Laryngology and Otology* when replying to advertisements

# Oto-, Rhino-, Laryngology

*Important, up-to-date, and scientifically accurate abstracts  
of reports from the world's biomedical literature dealing with  
Oto-, Rhino-, Laryngology  
are brought to your desk in this monthly publication.*

*First published in 1948,*

*Oto-, Rhino-, Laryngology currently contains some 4,750 abstracts each year.*

## MAIN CHAPTER HEADINGS

- |                                    |                                      |
|------------------------------------|--------------------------------------|
| 1. SKULL                           | 16. NASOPHARYNX                      |
| 2. FACE AND LIPS                   | 17. NASAL SINUSES                    |
| 3. MOUTH                           | 18. EXTERNAL EAR                     |
| 4. TONGUE                          | 19. MIDDLE EAR                       |
| 5. SALIVARY GLANDS                 | 20. INTERNAL EAR                     |
| 6. NECK                            | 21. OTOSCLEROSIS                     |
| 7. PHARYNX                         | 22. MENIERE DISEASE                  |
| 8. ESOPHAGUS                       | 23. FACIAL NERVE                     |
| 9. LARYNX                          | 24. VESTIBULAR SYSTEM                |
| 10. TRACHEA                        | 25. CEREBELLOPONTINE<br>ANGLE TUMORS |
| 11. BRONCHI. LUNGS,<br>MEDIASTINUM | 26. HEARING                          |
| 12. OLFACTORY SYSTEM               | 27. SPEECH                           |
| 13. EXTERNAL NOSE                  | 28. PHONIATRICS                      |
| 14. NASAL CAVITY                   | 29. ANESTHESIA                       |
| 15. NASAL SEPTUM                   |                                      |

Specimen copies are available on request.

Annual Subscription Rate:  
U.S. \$50.00/£20. 19. 0d. Sterling/Dfl. 180,00

## EXCERPTA MEDICA

Herengracht 119-123, Amsterdam, The Netherlands

Please mention *The Journal of Laryngology and Otology* when replying to advertisements

# THE LARYNGOSCOPE

A Monthly Journal  
devoted to the disease of  
**EAR, NOSE AND THROAT**

*Official organ for the American Laryngological  
Rhinological and Otological Society*

Price \$24.00 per year      Canada \$25.00 per year  
Foreign \$25.00 per year

ESTABLISHED 1896

THEODORE E. WALSH, M.D.  
EDITOR

222 PINE LAKE ROAD, COLLINSVILLE,  
ILLIOIS 62234



**P. C. WERTH LTD.** Contractors to H.M. Government  
and Local Authorities  
*Specialist Supply, Maintenance, Calibration Services for Audiological  
Test and Teaching Equipment*

**17 STRATFORD PLACE, OXFORD ST., LONDON W1N 0DH**

Telephone: 01-629 5559

*Clinical, Diagnostic, Screening and Bekesy Audiometers. Acoustic Impedance Apparatus.  
Stereo Auditory Trainers. Acoustic Cabins. Artificial Mastoid, etc.*

Our latest model with  
many new features:

Probably the most keenly  
priced twin-channel audio-  
meter currently available.


Fowler, Sisi, Luscher and  
Rainville test facilities  
inbuilt.

Complete speech facilities.

Narrow band and white  
noise masking to 100 db.

Pure tone attenuation to  
120 db.

*Kamplex DA11 Twin-Channel Clinical Audiometer*

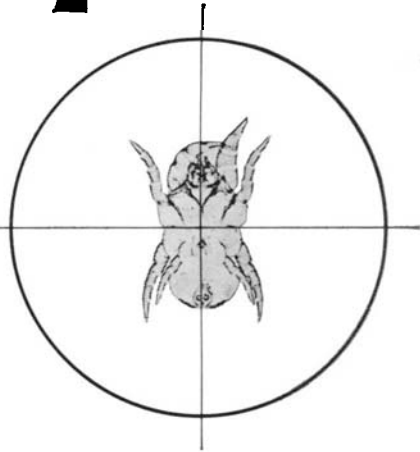


Please mention *The Journal of Laryngology and Otology* when replying to advertisements

# "A safe and effective method of treating house dust mite sensitivity"<sup>1</sup>

This was the conclusion reached by a group of British clinicians, in a preliminary report on ALLPYRAL-MITE FORTIFIED HOUSE DUST.

For those patients with house dust mite sensitivity, ALLPYRAL-MITE FORTIFIED HOUSE DUST offers specific hypo-sensitisation therapy; the preliminary report, on an uncontrolled trial, suggests that good results might be achieved in as many as 83% of patients.



1. Munro-Ashman, D. et al (1970) – IN PRESS.

## **Allpyral** mite fortified house dust

Like all Allpyral allergen extracts, mite fortified house dust is prepared by pyridine extraction and alum precipitation. This type of extract has been shown to give fewer reactions than the traditional aqueous extracts.

Full information is available on request



**DOME** LABORATORIES, DIVISION OF MILES LABORATORIES LTD  
STOKE COURT, STOKE PAGES, SLOUGH, BUCKS. TEL: FARNHAM COMMON 2151



ALLPYRAL is a trade mark DM 444



### **Histopathological Study of the Middle Ear Cleft and Its Clinical Application**

L. H. Hiranandani, F.R.C.S.(Eng.), F.C.P.S.(Bomb.), D.L.O.(Lond.), and  
C. K. Deshpande, M.D.(Bomb.).

Dr. Hiranandani has a high reputation internationally for his work in ear, nose and throat surgery. For this book, he has been working in association with Professor Deshpande, an eminent pathologist, to produce a remarkable account of the disease process affecting the middle ear in infections of the middle ear cleft. The authors' experience covers an enormous number of cases, and the photomicrographs showing characteristic lesions of all aspects of this disease will constitute an invaluable source of information to otologists.

The conclusions which the authors draw from their findings, and the discussions of the aetiology of the diseases causing them, are controversial, but are bound to act as a provocative stimulant to further research and investigation. In all, since the subject has been little explored at this level and in such depth, this monograph will prove to be a considerable addition to the literature of ear disease, and will be welcomed by all ear, nose and throat specialists, whether physicians or surgeons.

0 407 19950 0      184 pp.      illustrated      1971      **£5.00.**



Available from leading booksellers or

**The Butterworth Group** 88 Kingsway London WC2B 6AB  
Showrooms and Trade Counter, 4-5 Bell Yard London WC2.

For advertisement space in this Journal

apply to

**HEADLEY BROTHERS LTD.**

Ashford, Kent

Please mention *The Journal of Laryngology and Otology* when replying to advertisements

# VERTIGO

Now...  
accurate  
diagnostic  
study  
made  
possible  
with the

A significant advance in the diagnosis of vertigo and accuracy and diagnostic value of Electronystagmography is provided by the Series 3050 Electronystagmograph manufactured by Watson Victor Ltd.

This new aid produces a stable signal and removes the variables associated with the visual observation method. Nystagmus duration and intensity are recorded, adding subtle degrees of values to both these para-



meters. The progress or deterioration of a patient's condition may easily be assessed with comparison tests.

This new instrument is fully transistorised, is light (15½ lb), portable and compact, measuring 12" x 12" x 5". Power requirements: 240 Volt 50 c/s or 110 Volt 60 c/s.

Since its introduction, the Nystagmograph has many satisfied users throughout the world.

## Series 3050 Electronystagmograph

U.K. and European Distributors,  
Amplivox Limited, Beresford Avenue, Wembley, Middlesex, HA0 1RU, U.K.