

The Journal of Laryngology and Otology

EDITED BY
WALTER HOWARTH

WITH THE ASSISTANCE OF
V. E. NEGUS AND F. W. WATKYN-THOMAS

Contents

LABYRINTHITIS, A COMPLICATION OF MIDDLE EAR }
SUPPURATION; A CLINICAL AND PATHOLOGICAL } A. LOGAN TURNER
STUDY } J. S. FRASER

THE GENESIS OF NASAL POLYPI G. SCOTT WILLIAMSON

THE RELATION OF DIPHThERIA AND DIPHThERIA
CARRIERS AND MASTOID DISEASE TO TONSILS
AND ADENOIDS R. GRAHAM BROWN

CLINICAL RECORDS—

GRADENIGO'S SYNDROME WITH A CASE REPORT . . . KEITH HUTCHISON

REPORT OF CASE SHOWING INTERESTING
INTERNAL EAR SYMPTOMS ASSOCIATED WITH
HEMORRHAGIC EXTERNAL OTITIS . . . W. I. DAGGETT

SOCIETIES' PROCEEDINGS:—

ROYAL SOCIETY OF MEDICINE—SECTION OF OTOLGY
SCOTTISH SOCIETY OF OTOLGY AND LARYNGOLOGY

ABSTRACTS:—

THE EAR THE LARYNX AND TRACHEA
THE NOSE AND ACCESSORY SINUSES . . . THE PHARYNX AND TONSIL
MISCELLANEOUS

GENERAL NOTES

Oliver and Boyd

London : 33 Paternoster Row, E.C.

Edinburgh : Tweeddale Court

Monthly, 4/- net

Annual Subscription, 40/- net

The Journal of Laryngology and Otology

(Founded in 1887 by MORELL MACKENZIE and NORRIS WOLFENDEN)

EDITED BY
WALTER HOWARTH

ASSISTED BY
V. E. NEGUS AND F. W. WATKYN-THOMAS

1. Original Articles are accepted on the condition that they have not been published elsewhere.

2. Manuscripts should be typewritten, on one side only of the paper, and well spaced.

3. Galley proofs and engraver's proofs of illustrations are sent to the author. Corrections, which should be kept to a minimum, must be clearly marked and no additional matter should be added.

4. The order for reprints should be sent when returning galley proofs, and for this purpose special forms are supplied, on which the price of the reprints is stated.

5. Authors of Original Communications on Oto-Laryngology in other Journals are invited to send a copy, or two reprints, to the *Journal of Laryngology*. If they are willing, at the same time, to submit their own abstract (in English, French, Italian, or German) it will be welcomed.

6. Editorial Communications should be addressed to "EDITOR, *Journal of Laryngology*, c/o Messrs OLIVER AND BOYD, Tweeddale Court, Edinburgh."

7. The Annual Subscription is Forty Shillings, post free, and is payable in advance.

8. Single copies of back numbers, both of the present and the previous series, are on sale at Four Shillings each.

9. An Annual Subscription can be commenced with any number of the Journal, and the preceding numbers of the current year can be purchased at Four Shillings each.

UNITED STATES OF AMERICA

Orders for this Journal, for single parts or yearly subscriptions, can be sent either through a local bookseller, or to Messrs G. E. STECHERT & CO., 31-33 East 10th Street, New York.

INSTRUMENTS AND EQUIPMENT FOR

Examination of Ear, Nose and Throat, Operation on Tonsils, Adenoids, Mastoid, Nasal Septum

As supplied to and used in

EAR, NOSE AND THROAT DEPARTMENT, ROYAL INFIRMARY, EDINBURGH
THE EDINBURGH EYE, EAR AND THROAT INFIRMARY, ETC., ETC.

ALSO THE CHEVALIER JACKSON INSTRUMENTS

ARCHD. YOUNG & SON LTD., 57-61 FORREST RD., EDINBURGH

Surgical Instrument Makers to Royal Infirmary, Edinburgh

Phone: 20660.

Telegrams: "Bandage, Edinburgh," A.B.C. Code, 5th Ed.

HEARING
IN
MAN AND ANIMALS
by
R. T. BEATTY, M.A., B.E., D.Sc.

"This book is so good, and the need for such a work so obvious, that it can scarcely fail to be in great demand. . . . It fulfils its purpose so well that it may be doubted whether it would be possible for the work to have been better done within the modest compass of the 220 pages of which it is made up."—
Journal of Laryngology and Otology.

"It is remarkably good scientific reading."—Observer.

Illustrated 12s. net.

G. BELL & SONS LTD.

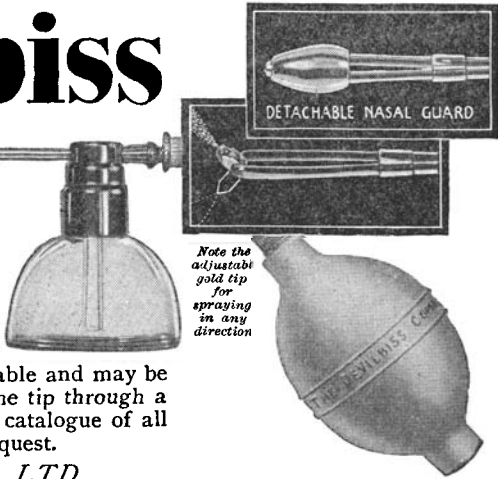
**WHY YOU SHOULD
PRESCRIBE
DeVilbiss**

SPRAY N°15

First, because it conforms to the specifications of nose and throat specialists. Second, because the adjustable gold tip permits spraying in any direction. Third, because all parts are interchangeable and may be sterilised by boiling or passing the tip through a flame. Write for fully illustrated catalogue of all DeVilbiss models—post free on request.

AEROGRAPH CO. LTD.

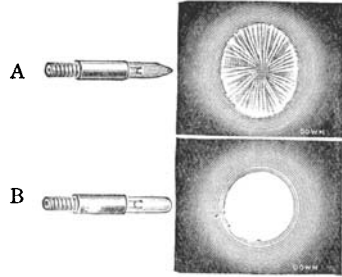
43 Holborn Viaduct, London, E.C. 1
Sole Distributors of DeVILBISS Products in the United Kingdom




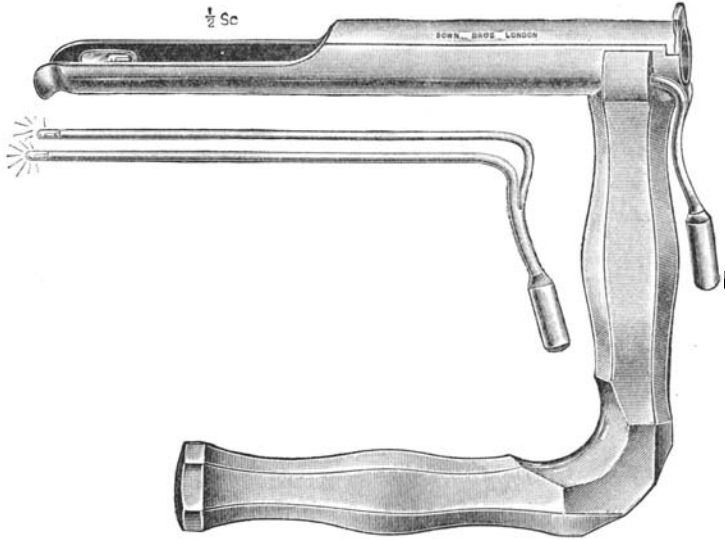
**DOWN BROS.'
NEW BRONCHOSCOPIC LAMPS**

A Shows the usual Howarth or Jackson Lamp which throws a forward shadow from the "pip" at the point.

B Shows the new HOWARTH pipless lamp giving even illumination.
(Foreign bulb. English mounting)



**NEW
PRISM
PANEL
AND
TWIN
ILLUMINATION
GIVING
CLEAN
SURFACE
AND AN
EVEN,
BRIGHT,
SHADOWLESS FIELD
OF
ILLUMINATION**



Telegrams—"DOWN, LONDON."
Telephone—HOP 4400 (4 lines).

Manufactured only by
DOWN BROS., L^{TD.}

**SURGICAL INSTRUMENT MAKERS
21 and 23 ST THOMAS'S STREET
LONDON, S.E. 1**

(Opposite Guy's Hospital)

THE GOLDEN SQUARE THROAT, NOSE AND EAR HOSPITAL

Near Piccadilly Circus
LONDON, W. 1

HONORARY MEDICAL STAFF

Surgeons

Mr. T. JEFFERSON FAULDER	Mr. F. CUNLIFFE ORMEROD
Mr. LIONEL COLLEDGE	Mr. A. R. DINGLEY.
Mr. GILBERT CHUBB	Mr. G. H. HOWELLS

Assistant Surgeons

Mr. S. A. BEARDS	Mr. J. C. HOGG
Mr. J. F. SIMPSON	Mr. M. L. FORMBY

The Hospital now has 101 beds for In-patients and an annual Out-patient attendance of about 60,000.

CLINICAL INSTRUCTION

Clinical Instruction in the Diagnosis and Treatment of Diseases of the Throat, Nose and Ear is given daily in the Out-patient Department from 2 to 5 p.m., and on Tuesdays and Thursdays from 6.30 to 8 p.m. Major operations are performed daily, except Saturdays, in the In-patient Operating Theatres. Minor operations are performed in the Out-patient Department by the Assistant Surgeons on three mornings a week. Special Demonstrations are held in the Out-patient Department each Monday and Wednesday at 3 p.m.

Practitioners and Medical Students are admitted to the practice of the Hospital, and Clinical Assistants, whose duty it is to assist the staff, are appointed from time to time among them. For further information apply to the Dean, Mr. F. CUNLIFFE ORMEROD.

4TH EDITION.

REVISED AND ENLARGED.

LEWIS'S PRACTICAL SERIES.

DISEASES OF THE NOSE AND THROAT

By HERBERT TILLEY, B.S.(Lond.), F.R.C.S.(Eng.), Surgeon, Ear and Throat Department, University College Hospital; Teacher of Laryngology and Otology, University of London.

With numerous illustrations, including 74 Plates. Demy 8vo.
28s. net. Postage 1s., abroad 1s. 3d.

Extracts from Press Notices.

"The work is so comprehensive that it should be a valuable book of reference, whilst it is not too large to serve as an ordinary text-book."—*British Medical Journal*.

"We have no hesitation in recommending this book to the practitioner as well as to the prospective specialist."—*The Lancet*.

"The author is to be congratulated upon his work; as a text-book it is one of the best upon the subject; . . . displays the master mind of an accomplished teacher."—*Medical Press*.

LONDON: H. K. LEWIS & CO. LTD., 136 Gower Street, W.C.1.

Telegrams: "Publicavit, Eusroad, London."

Telephone: Museum 7756 (8 lines).

ROGERS' STANDARD SPRAYS


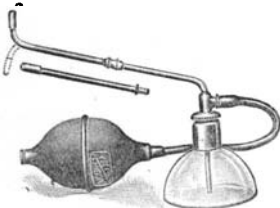
HAVE A
WORLD-WIDE REPUTATION
For Efficiency & Reliability.

They are made in many forms, scientifically
designed for
NASAL, PHARYNGEAL, POST-NASAL
and **LARYNGEAL TREATMENT.**

*Particulars gladly supplied
on request.*

Sole Manufacturer—

FRANK A. ROGERS (LATE OF OXFORD ST.),
1, Beaumont Street, London, W.1.



CONTENTS

	PAGE
LABYRINTHITIS, A COMPLICATION OF MIDDLE EAR SUPPURATION: A CLINICAL AND PATHOLOGICAL STUDY. A. Logan Turner, Edinburgh, and J. S. Fraser, Edinburgh	657
THE GENESIS OF NASAL POLYPI. G. Scott Williamson, London	667
THE RELATION OF DIPHTHERIA AND DIPHTHERIA CARRIERS AND MASTOID DISEASE TO TONSILS AND ADENOIDS. R. Graham Brown, Brisbane	673
CLINICAL RECORDS—	
Gradenigo's Syndrome with a Case Report. Keith Hutchison, Montreal	679
Report of Case showing interesting Internal Ear Symptoms associated with Hæmorrhagic External Otitis. W. I. Daggett, London	682
SOCIETIES' PROCEEDINGS—	
Royal Society of Medicine—Section of Otology	685
Scottish Society of Otology and Laryngology	697
ABSTRACTS—	
The Ear	714
The Nose and Accessory Sinuses	717
The Larynx and Trachea	718
The Pharynx and Tonsil	720
Miscellaneous	722
GENERAL NOTES	724