

The Journal of Laryngology and Otology

EDITED BY
WALTER HOWARTH

WITH THE ASSISTANCE OF
G. H. BATEMAN R. G. MACBETH V. E. NEGUS
R. SCOTT STEVENSON J. F. SIMPSON

Contents

MODIFIED RADICAL MASTOID OPERATIONS WITH MEATAL PRESERVATION AND WITH OBSERVATIONS ON HEARING, IN THE OPERATION DESCRIBED	M. R. SHERIDAN ✓
HÆMOSTASIS IN THE FENESTRATION OPERATION	I. SIMSON HALL and A. McCALLUM MILLAR ✓
DEAFNESS DUE TO CHRONIC OTORRHOEA: ALLEVIATED BY TYMPANIC INSERT	N. ASHERSON ✓
CLINICAL RECORDS—	
PRIMARY MALIGNANT DISEASE OF THE FRONTAL SINUS	AHMED BEY S. ✓ HANDOUSA
TWO UNUSUAL CASES OF DEEP ABSCESSSES IN THE NECK	E. H. RAINER ✓
USES OF STREPTOMYCIN IN THE TREATMENT OF CHRONIC SUPPURATIVE OTITIS MEDIA	J. A. KERSLEY ✓ O. POPPER ✓
ANATOMICAL NOTE	
SOCIETIES' PROCEEDINGS—	
ROYAL SOCIETY OF MEDICINE—SECTION OF OTOTOLOGY	
LETTER TO EDITOR	
ABSTRACTS—	
THE EAR	THE OESOPHAGUS
THE LARYNX	MISCELLANEOUS
THE NOSE	
OBITUARY—NORMAN PATTERSON, F.R.C.S. G. EWART MARTIN, F.R.C.S. ED.	
GENERAL NOTES	

London

Headley Brothers

109 Kingsway, W.C.2

Monthly, 7/6 net post free

Annual Subscriptions £3/3/0 net

The Journal of Laryngology and Otology

(Founded in 1887 by MORELL MACKENZIE and NORRIS WOLFENDEN)

EDITED BY

WALTER HOWARTH

WITH THE ASSISTANCE OF

G. H. BATEMAN R. G. MACBETH V. E. NEGUS
R. SCOTT STEVENSON J. F. SIMPSON

1. Original Articles are accepted on the condition that they have not been published elsewhere.

x 2. Manuscripts should be typewritten, on one side only of the paper, and well spaced.

3. Galley proofs and engraver's proofs of illustrations are sent to the author. Corrections, which should be kept to a minimum, must be clearly marked, and no additional matter added.

4. Blocks illustrating articles are normally paid for by the *Journal*. Authors may, however, be required at the Editor's discretion, to contribute towards the cost of these in cases where this is particularly heavy.

5. Orders for reprints should be sent when returning galley proofs, and for this purpose special forms are supplied.

6. Authors of original communications on Oto-Laryngology in other journals are invited to send a copy, or two reprints, to the *Journal of Laryngology*. If they are willing, at the same time, to submit their own abstract (in English, French, Italian, or German) it will be welcomed.

7. Editorial communications may be addressed to THE EDITOR, *Journal of Laryngology*, c/o HEADLEY BROTHERS, 109 Kingsway, London, W.C.2.

8. The annual subscription is three guineas sterling, post free, and is payable in advance.


9. Single copies will be on sale at 7s. 6d. each; copies of parts up to Vol. LXIII may be purchased at 4s. each.

10. All subscriptions, advertising and business communications should be sent to the publishers, HEADLEY BROTHERS, 109 Kingsway, London, W.C.2.


United States of America

Orders for this *Journal* may be sent either through a local bookseller, or to MESSRS. G. E. STECHERT & Co., 31-33 East 10th Street, New York, or they may be sent direct to the publishers, HEADLEY BROTHERS, 109 Kingsway, London, W.C.2, England.

Please mention *The Journal of Laryngology* when replying to advertisements



**NEGUS' ENDOSCOPIC TABLE
WITH SUCTION PUMP**



**Cesophagoscope with detachable Suction Tube and Proximal
Lighting as designed for V. E. NEGUS, M.S., F.R.C.S.
Obtainable in 4 sizes**

MADE BY


THE GENITO-URINARY MFG. CO. LTD.

28a DEVONSHIRE STREET, LONDON, W.1

Telephone:
WELBECK 2835 (3 lines)

Telegrams:
CYSTOSCOPE, WESDO, LONDON


Please mention *The Journal of Laryngology* when replying to advertisements



ELECTRIC

“Stand by” Foot Model, in case of electric supply failure. £3 3s. 0d.

(Pump and Bottles)
(Suction Tube extra)



FOOT POWER

SUCTION APPARATUS

Or
WATER

Particulars on application

DOWN BROS. & MAYER & PHELPS Ltd.

Showrooms: 32/34 NEW CAVENDISH ST., LONDON, W.1

Telephone:
WELBECK 3764

DOWN BROS. AND MAYER & PHELPS HAVE AMALGAMATED.
THE PERSONAL MANagements REMAIN AS HERETOFORE.

Please mention *The Journal of Laryngology* when replying to advertisements

PRESCRIBE THE EASY EFFECTIVE METHOD

When spraying, the patient can hold his head in a natural position, yet the solution spreads throughout the nasal cavity, assuring thorough treatment. Effective dropper-application, on the other hand, requires a complicated posture technique which patients are apt to neglect in home treatment.



DeVilbiss ATOMIZERS



DROPPER ?



ATOMIZER ?

These illustrations, which are based on X-ray research, clearly demonstrate the advantages of the atomizer as compared with the dropper
 The **AEROGRAPH Co., Ltd.**, Lower Sydenham, London, S.E.26
 Sole Distributors of DeVilbiss Products in the United Kingdom.
 Telephones: Sydenham 6060—8 Lines.

CVS—225

The Institute of Laryngology and Otology

330/332 GRAY'S INN ROAD, LONDON, W.C.1
(University of London)

A COMPREHENSIVE COURSE

(especially suitable for students preparing for the
D.L.O. Examination Part II)

commences on 18th JUNE
and continues until 30th NOVEMBER, 1950

The course is a full-time one and covers the whole of
the clinical aspects of the speciality

Full particulars obtainable from the Dean.

Please mention *The Journal of Laryngology* when replying to advertisements



THE S.D. PORTABLE AUDIOMETER

A.C./D.C.

THIS genuinely portable Audiometer, built into a strong carrying case, offers great accuracy combined with convenience in use.

It incorporates an extremely stable beat frequency oscillator giving a continuous range of frequency, and a built-in valve voltmeter not only allows accurate zero setting of frequency but ensures a constant result whatever the conditions of voltage or of valve life.

A crystal microphone and amplifier give excellent speech reproduction and in addition enable speech level tests to be made. A masking note of mixed low frequency and a manual mute are also provided.

Our Peepshow for testing the hearing of young children can be used with this Audiometer.

ALFRED PETERS & SONS LTD.
FARGATE HOUSE · SHEFFIELD 1

Please mention *The Journal of Laryngology* when replying to advertisements



THE SD/2 AUDIOMETER

THIS instrument offers not only great accuracy but incorporates some unique features, which allow a most comprehensive range of tests to be made and ensures a constant result under all conditions of voltage and valve life.

It includes among many facilities an automatic interruptor circuit, as well as a continuous tone: twin matched earphones allowing the test and masking tones to be switched to either ear, while a balance control enables the response of each ear to be matched simultaneously.

A built-in crystal microphone and amplifier give excellent speech reproduction and allow speech level tests to be made, while the built-in meter and cathode ray tube ensure continuing accuracy of frequency and output.

Our Peepshow for testing young deaf children may be used with this Audiometer.

ALFRED PETERS & SONS LTD.
FARGATE HOUSE · SHEFFIELD 1

Please mention *The Journal of Laryngology* when replying to advertisements

POST-TONSILLECTOMY COMFORT *through* 'SALIVARY ANALGESIA'

The pain of traumatized tissues following tonsillectomy, demands its own relief—and points the need for analgesia that quickly reaches the irritated area.

ASPERGUM provides 'salivary analgesia' through the simple act of chewing — it brings pain-relieving acetylsalicylic acid into *intimate* and *prolonged* contact with the tonsillar

region, seldom reached even intermittently by gargling. The rhythmic stimulation of muscular action also aids in relieving local spasticity & stiffness; more rapid tissue repair is promoted. Each pleasantly flavoured chewing gum tablet provides 3½ grains acetylsalicylic acid, permitting frequent use. Particularly suitable for children.

Aspergum

for more than two decades a dependable
and welcome aid to patient-comfort

Ethically promoted in packages of 16 tablets and moisture proof bottles of 36 and 250

WHITE LABORATORIES LTD., 4 MITCHAM PARK, MITCHAM, SURREY

NOW READY

THE ACOUSTIC METHOD

For the Training of the Deaf and Hard-of-Hearing Child

By MAX A. GOLDSTEIN, M.D., LL.D.

This Volume contains 244 pages; 50 illustrations

Textile Leather (Waterproof) Binding

\$3.00 Postage Prepaid

Twelve chapters, including Evolution of the Acoustic Method — Definition and Principles of the Acoustic Method — The Practice of the Acoustic Method — The Pupil: (1) The Deaf Child; (2) The Hard-of-Hearing Child; (3) The Pre-School Deaf Child — The Teacher — Case Recording — Tests of Hearing — Audiometers — The Audiogram — Hearing Aids — Tactile Training — Anatomy of the Ear.


Published by THE LARYNGOSCOPE PRESS

640 South Kingshighway

St. Louis, Mo.

Please mention *The Journal of Laryngology* when replying to advertisements

THE AMPLIVOX AUDIOMETER



The Basic Instrument of Modern Otology

NEW TESTS NOW POSSIBLE

Speech-loss measurement in decibels now obtainable through dynamic microphone and speech input meter.

Loudness balance control gives measurement of the recruitment factor.

Input for group-test equipment and gramophone.

CONSISTENT ACCURACY OF RESULTS

Eleven exact test frequencies 125-12,000 c.p.s.

Voltage compensation ensures that signal intensity does not vary should mains voltage be so.

CALIBRATED MASKING TONE

Masking intensity varies equally with normal hearing acuity over range 125-4,000 c.p.s., permitting accurate masking control. Calibrated in decibels.

SIMPLICITY OF OPERATION

Twin matched headphones (on double headband) for all air conduction tests; bone conductor on single headband, or interchangeable with one 'phone.

Hearing Loss dial calibrated in 5 dB steps from minus 10 dB to plus 100 dB.

Same figures on dial are read for air and bone conduction, and for all frequencies.

Full details are available from the manufacturer, who will gladly arrange demonstrations, if required.

AMPLIVOX LTD., 2 BENTINCK ST., LONDON, W.1. (Welbeck 2591)

Please mention *The Journal of Laryngology* when replying to advertisements

CONTENTS

	PAGE
MODIFIED RADICAL MASTOID OPERATIONS WITH MEATAL PRESERVA- TION AND WITH OBSERVATIONS ON HEARING IN THE OPERATION DESCRIBED. M. R. Sheridan (Truro)	219
HÆMOSTASIS IN THE FENESTRATION OPERATION. I. Simson Hall and A. McCallum Millar (Edinburgh)	233
DEAFNESS DUE TO CHRONIC OTORRHEA: ALLEVIATED BY TYMPANIC INSERT. N. Asherson (London)	239
CLINICAL RECORDS—	
Primary Malignant Disease of the Frontal Sinus. Ahmed Bey S. Handousa (Cairo)	249
Two Unusual Cases of Deep Abscesses in the Neck. E. H. Rainer (Bristol)	252
Uses of Streptomycin in the Treatment of Chronic Suppura- tive Otitis Media. J. A. Kersley (Preston)	258
ANATOMICAL NOTE. O. Popper (Johannesburg)	269
SOCIETIES' PROCEEDINGS—	
Royal Society of Medicine—Section of Otology	271
LETTER TO EDITOR	283
ABSTRACTS—	
Ear	284
New Neurosurgical Approach for Treatment of Otosclerosis. Manuel Bordes- Valls; Ménière's Syndrome. Observations on Vitamin Deficiency as the Causa- tive Factor: III. Miles Atkinson; Investigations on the Topographical Determination of the Electrocochleogram. F. Krejci and H. Bornschein; Nasopharyngeal Irradiation and Hearing Acuity: a Follow Up of Children. Stacy R. Guild.	
Larynx	285
Diagnosis and Treatment of Laryngeal Tumours. Daniel S. Cunning; Unilateral Paralysis of the Larynx. W. C. Callaghan; Idiopathic Paralysis of the Vocal Cord. Emil Glas; A New Intralaryngeal Approach in Arytenoidectomy in Bilateral Abductor Paralysis of the Vocal Cords. William C. Thornell; "High Pharyngeal Suture" to Avoid Supratracheal Fistula Formation after Total Laryngectomy. O. Novotny.	
Nose	286
The Rôle of Sinusotomy and Needle-Puncture Irrigation in the Surgical Treat- ment of Frontal Sinus Infections. W. H. B. Magauran; Cylindroma of the Palate. A. Hager.	
Œsophagus	287
Congenital Atresia of the Œsophagus. P. P. Rickham.	
Miscellaneous	288
Bronchial Adenoma. Herman J. Moersch and John R. McDonald; Some Trends in Otolaryngology. Henry B. Orton; Peripheral Facial Paralysis in Fractures of the Temporal Bone: Indications for Surgical Repair of the Nerve. Karsten Kettel; Prevention of Motion Sickness by Intravenous Injection of Sodium Bicarbonate. Takatoshi Hasegawa; Active Immunization against Secondary Bacterial Infections of the Common Cold (I), (II). John A. Kolmer, Amadeo Bondi, Jr. and Clare Schillinger; Histiocytic Granuloma of the Skull. Victor Goodhill; The Present Position of Facial Nerve Surgery. Josephine Collier; Thrombosis of the Cavernous Sinus. Louis K. Eifman.	
OBITUARY—NORMAN PATTERSON, F.R.C.S.	292
G. EWART MARTIN, F.R.C.S. Ed.	292
GENERAL NOTES	294

For Advertisement space in this Journal apply to :
HEADLEY BROTHERS, 109 Kingsway, London, W.C.2

Please mention *The Journal of Laryngology* when replying to advertisements