

January
1996

The Journal of
**Laryngology
& Otology**

Founded in 1887
by Morzell Mackenzie & Norris Wolfenden



Edited by Neil Weir

Assistant Editors

Carol Wengraf,
Richard Ramsden,
Peter Rhys Evans,
David Proops,
Valerie Lund,
Henry Grant,
Andrew Jones,
Guy Kenyon,
Michael Rothera,
Martin Bailey,
Liam Flood,
Patrick Bradley &
Nick Jones

Emeritus Advisor
in Pathology
Imrich Friedmann

Advisor in Pathology
Brian Manners,
Christopher Milroy &
Lesley Smallman

Advisors in Radiology
Glyn Lloyd &
Peter Phelps

Advisor in Statistics
Anthony Hughes &
Peter Kelly

Production Editors
Gillian Goldfarb &
Jennifer Almond

V o l

1 1 0

No 1

features:

A century of ENT radiology
CT of the paranasal sinuses in
nasopharyngeal carcinoma

Endoscopic ligation of the
sphenopalatine artery

Intraoperative VER during FESS

Survival times of Provox valves

NEW DESKTOP KTP/532[®] AURA[™] LASER SYSTEM



- USES STANDARD 13 AMP WALL SOCKETS
- MICRO MANIPULATOR AND FLEXIBLE FIBRE DELIVERY
- EASILY TRANSPORTED

FOR DETAILS PLEASE CONTACT:-

Laserscope (U.K.) Ltd.,
Raglan House,
Llantarnam Park,
Cwmbran, Gwent,
NP44 3AX.

LASERSCOPE[®]

Tel: (01633) 838081 Fax: (01633) 838161

The Journal of Laryngology and Otology

(Founded in 1887 by MORELL MACKENZIE and NORRIS WOLFENDEN)

Edited by NEIL WEIR

Assistant Editors CAROL WENGRAF, RICHARD RAMSDEN, PETER RHŶYS EVANS, DAVID PROOPS, VALERIE LUND, HENRY GRANT, ANDREW JONES, GUY KENYON, MICHAEL ROTHERA, MARTIN BAILEY, LIAM FLOOD, PATRICK BRADLEY & NICK JONES

Production Editors GILLIAN GOLDFARB & JENNIFER ALMOND

INSTRUCTIONS FOR AUTHORS

1. Original articles which have not been published elsewhere are invited and should be sent to the Editor. They are considered for publication on the understanding that they are contributed to this *Journal* solely. Reproduction elsewhere in whole or in part, is not permitted without the previous written consent of the Author and Editor and the customary acknowledgement must be made. Normally an original main article should not exceed 7500 words.

Longer articles or theses will be considered for publication as *Supplements*, at the expense of the authors or their employing authorities.

2. Manuscripts should be **typewritten in duplicate** on one side of the paper only (A4 297 x 210 mm) and double spaced, with wide margins.

Begin each component on a new page in the following sequence: title page, abstract, text, acknowledgements, references, tables and legends.

(a) **Title page**—Titles should be short with names of the authors, higher degrees only. Details of the departments in which the authors work should be put lower down. An address for correspondence should be supplied together with the author who should receive this; this will ultimately appear beneath the list of references. Any change of address should be notified. If the paper was presented at a meeting, the details of this must be given and will be inserted at the bottom of the first page of printed script.

(b) **Abstract**—This should contain not more than 150 words and include a statement of the problem, the method of study, results and conclusions; a 'summary' section should **not** be included in the main manuscript. **No paper will be accepted without an abstract.**

(c) **Key Words**—Only those appearing as Medical Subject Headings (MeSH) in the supplement to the Index Medicus may be used; where no appropriate word(s) are listed those dictated by common sense/usage should be supplied.

(d) **Text**—Suggested outline—(1) introduction, (2) materials and methods, (3) results, (4) discussion, (5) conclusion.

(e) **Tables** are adjuncts to the text and should not repeat material already presented.

(f) **Illustrations**—Two sets of illustrations, one with each copy of the manuscript, must be submitted and all authors should remember that the single column width is 80mm. One set of illustrations should, therefore, not exceed this width and they should ensure that the essential features are illustrated within this dimension.

Coloured illustrations will be charged to authors, unless a special grant is authorized by the Editor.

Written permission from the publisher must be provided to the *Journal* in order to republish material with copyright elsewhere and also from the senior author where necessary. Consent to be obtained from a patient if a photograph of their face is to be reproduced.

(g) **Measurements** must be in metric units, with Système Internationale (SI) equivalents given in parentheses.

(h) **References**—For *Journal* articles, The Harvard system of recording references should be used, e.g. Green, C. and Brown, D. (1951) The tonsil problem. *Journal of Laryngology and Otology* 65: 33–38. A paper written by more than two authors should be abbreviated in the text, e.g. Green *et al.* (1951), but *all* the authors should be given in the list of references. The titles of all Journals should be given without abbreviation. **References should be listed in alphabetical order**; use of the Vancouver system will **not** be accepted.

For single-author books, the following style should be used: Green, C. (1951) *The tonsil problem*, 2nd Edition. vol. 1, Headley Brothers Ltd., Ashford, Kent, pp 33–38.

For papers in multi-books with one or more editors, the reference should include the title of the chapter and the names of the editors, together with the number of the edition as e.g. Brown, D. (1951) Examination of the ear. In *Diseases of the Ear, Nose and Throat*. 2nd Edition. (White, A., Black, B., eds.), Headley Brothers Ltd., Ashford, Kent, pp 33–38.

It is most important that authors should verify personally the accuracy of every reference before submitting a paper for publication. The names of authors cited in the References should be given in alphabetical order.

(i) **Drugs**—The proper names of drugs must be used. One reference can be made to the brand name if it is felt to be important to the study.

(j) **Financial disclosures**—In the submission letter to the Editor, the authors must list all affiliations with or financial involvement in, organizations or entities with a direct financial interest in the subject matter or material of the research discussed in the manuscript.

(k) **Declaration**. Each manuscript must be accompanied by a letter of declaration to be signed by each author to confirm that they have seen, read and approve the contribution bearing their name.

(l) **Rejections**—All manuscripts which are rejected will no longer be returned to the authors. Those submitting papers should, therefore, ensure that they retain at least one copy and the reference numbers, if any, of the illustrations. The only exception to this will be those manuscripts with colour illustrations which will be returned *automatically* by Surface Mail.

(m) **Facsimile (FAX)**—All authors should send a Facsimile number whenever possible to speed communication; this particularly applies to those outside the United Kingdom. Manuscripts with no visual illustrations (X-rays/pathology) may be sent by facsimile.

3. **Page proofs** are sent to authors for corrections, which should be kept to a minimum; they must be clearly marked, and no extra matter added. Proofs should be returned within 5 days.

4. **Orders for reprints** must be sent when returning page proofs, and for this purpose special forms are supplied.

5. **Editorial communications** may be addressed to **The Editor, Journal of Laryngology and Otology, c/o Headley Brothers Ltd., The Invicta Press, Ashford, Kent TN24 8HH, or sent by FAX (01483 451874).**

6. **The annual subscription is £100.00 Institutions & Libraries US\$230.00; £85.00 Individuals US\$195.50; £45.00 Registrars, Residents and Interns.** (Those in training should submit a certificate from The Head of the Department giving details of their appointment; those who qualify must supply their *home* address for mailing direct). Claims to be made for missing issues within 6 months of each publication date.

7. Single copies of current or back numbers (when available) will be on sale at £12.00 each (including postage).

8. **SUPPLEMENTS** published at 'irregular' intervals with subscription, available separately on request.

9. All subscriptions, advertising and business communications should be sent to the publishers, or subscription agents.

HEADLEY BROTHERS LTD, THE INVICTA PRESS, ASHFORD, KENT

© *Journal of Laryngology and Otology Ltd., 1996* ISSN 0022-2151

Second class postage paid Rahway, N.J.

Postmaster: Send address corrections to The Journal of Laryngology and Otology, c/o Mercury

Airfreight International Ltd. Inc., 2323 Randolph Avenue, Avenel, N.J. 07001. Frequency of Publication: Monthly.

Instructions for Occasional Articles

Review Articles. Articles of this type, preferably not exceeding 3,000 words will be considered but the author(s) are expected to be a recognized authority on the topic and have carried out work of their own in the relevant field.

Historical Articles. Articles of this type are generally encouraged, but it is obvious that they have to provide some new information or interpretation, whether it be about a well-known person or for example an instrument associated with him, but those from within a Hospital's own department who have made a hitherto less well-known contribution would be welcome.

Audit Articles. Articles should be of general audit interest—not specifically departmental. It should always be demonstrated that the 'audit cycle' has been completed.

'Silence in Court'. Articles on medicolegal topics are welcome but a preliminary letter written beforehand is requested to ensure that the contribution would be appropriate.

Short Communications. This feature will be used on an occasional basis. Examples of material suitable for inclusion under this title would be, for example, a piece of work which was of clinical interest but had failed to produce findings which were of statistical significance; where an investigative technique has been applied to an allied field, not warranting a further in-depth description of its earlier application and methodology.

Radiology in Focus. Short reports on cases in which the radiology has been crucial in the making of the diagnosis or the management of a particular case now appear on a monthly or bimonthly basis. This spot is to encourage clinicians and radiologists to produce material of particular interest in the specialty and to encourage co-operation in this field. Only presentations with first-class illustrations can be accepted and these must emphasize a problem of unusual clinical interest.

Pathology in Focus. Articles which are of pathological interest with particular emphasis on the way the diagnosis was achieved now appear on a monthly or bimonthly basis. It is hoped that clinicians will involve their pathologists in these reports, and all illustrations must be of first-class quality. Where a department, particularly those overseas, may not have such specialized facilities. It may be possible, if a block or several unstained sections are provided for our Adviser to produce or supplement the illustration submitted. Only contributions of particular pathological interest will be accepted.

Oncology in Focus. This new feature is for papers concerned with oncological treatment and investigation.

Letters to the Editor. This feature has been re-introduced to give those who wish to comment about a paper previously published within the *Journal*, an opportunity to express their views. Wherever possible, the original author is asked to add his further comment, thereby adding to the value of the contribution. Such letters should be sent as soon as possible after publication of each month's issue of the *Journal* in the hope of including them early thereafter.

'Mini-papers', such as those which appear in the *British Medical Journal*, *Lancet*, or *New England Journal of Medicine*, will not be acceptable except on the rare occasion that they bring information of immediate interest to the reader.

Tel: 0191 565 6256
Fax: 0191 569 9202



ENT Department
Woodford Williams Wing
District General Hospital
Kayll Road
Sunderland SR4 7TP

SYMPOSIUM AND WORKSHOP ON SURGICAL VOICE RESTORATION FOLLOWING LARYNGECTOMY

Professor E Blom • Mr P Samuel • Mr F Stafford

Venue: Van Mildert College, Durham
29th and 30th March 1996

The Department of Head and Neck Surgery, City Hospitals Sunderland presents an intensive and comprehensive 2 day workshop on surgical voice restoration led by Professor Eric Blom, the world's leading expert of valve voice restoration. Lectures, seminars and demonstrations on all aspects of surgical voice restoration and valve care will be presented. This course is suitable for Otolaryngologists / Head and Neck Surgeons, Speech Therapists and Nurses involved in the management and care of laryngectomy patients with or without an established voice restoration service.

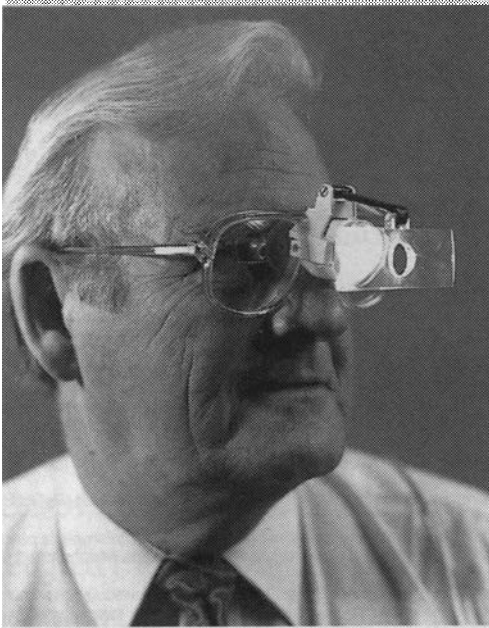
Detailed programme available on request.

Course fee (including course dinner):

| | |
|---------------------------------|---------|
| Surgeon / Speech Therapist team | £275.00 |
| Surgeon | £250.00 |
| Speech Therapist | £85.00 |



THE VOROSCOPE COAXIAL



makes light of those **LITTLE** problem areas.
by providing:

- ❖ EYE-ALIGNED ILLUMINATION OF 12,000 LUX AT ONLY 85g.
- ❖ BELT CLIP BATTERY AND COMPLETE MOBILITY.
- ❖ CONTINUOUS USAGE CAPABILITY.
- ❖ VARIABLE MAGNIFICATION OF X1.5, X1.75 AND X2.25
- ❖ EYE STRAIN AND FATIGUE RELIEF.
- ❖ LOW COST AND CONVENIENCE.
- ❖ PRESCRIPTION LENSES IF REQUIRED.
- ❖ AVAILABILITY IN EITHER BLACK OR WHITE.
- ❖ **IDEAL FOR USE IN THEATRE, CLINIC, WARD, CONSULTING ROOM, EMERGENCY AND DOMICILIARY CALLS.**

G A R T H J E S S A M I N E H E A L T H C A R E

Unit 5, The Courtyard, Matthewsgreen Farm, Matthewsgreen Road, Wokingham, Berkshire.
RG41 1JX Telephone: (01734) 786916. Facsimile: (01734) 774064

**SECTIONS OF
LARYNGOLOGY
& RHINOLOGY
AND OTOTOLOGY**



The **ROYAL**
SOCIETY of
MEDICINE

**CALL FOR PAPERS
FOR SHORT PAPER
MEETINGS:**

**The Karl Storz Travelling
Scholarship in Laryngology &
Rhinology**

**The Exmoor Plastics Short Paper
Prize in Otology**

There will be a short paper meeting in Otology on *Friday 1 March 1996* and in Laryngology & Rhinology on *Friday 3 May 1996*. Would RSM Members wishing to submit abstracts for these meetings please note that the closing dates will be **Monday 8 January** and **Monday 5 February 1996** respectively.

Abstracts should be submitted on one side of A4 paper and should be accompanied by a letter giving the names of the authors and the name of the person presenting the paper.

The Karl Storz Travelling Scholarship (value of £1,000) to be used in support of travel to centres of laryngology or rhinology overseas will be awarded to the senior registrar or consultant within 2 years of appointment, considered to have given the best presentation of a short paper.

The Exmoor Plastics Short Paper Prize (value of £1,000) will be awarded for the best presentation given by a registrar. The Section of Otology meeting will be open to both registrars and consultants to give papers.

Please forward abstracts to: *Ms Jenny Stubbs, Sections Administrator, The RSM, Wimpole Street, London W1M 8AE. Fax No: 0171 290 2989.*

**SECTION OF LARYNGOLOGY &
RHINOLOGY RESEARCH PRIZE 1995/96**

The Section of Laryngology & Rhinology is able to award a Research Prize worth £1,250 during 1995/96 academic year, to enable the winner to attend a major meeting of the American Academy of Otolaryngology – Head and Neck Surgery in the USA.

Entries are invited from UK Registrars and Senior Registrars in Otolaryngology, and Consultants within one year of appointment, who must submit for assessment their three best publications from the last five years, together with a Curriculum Vitae. The panel of judges will be Mr Trevor Farrington, Mr Andrew Zarod and Mr Patrick Bradley.

Entries should be submitted by **31 January 1996** to: *Ms Jenny Stubbs, Sections Administrator, The RSM, 1 Wimpole Street, London W1M 8AE. Fax: 0171 290 2989.*



International Workshop

ON TISSUE-INTEGRATED IMPLANTS IN CRANIOFACIAL
REHABILITATION AND AUDIOLOGY

by the Unit for Craniofacial Implants
Department of Otolaryngology, Sahlgren's Hospital
University of Göteborg, Sweden

April 10–12, 1996

These three-day workshops will include:

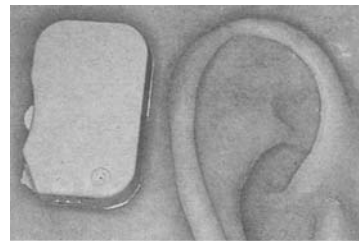
- Principle aspects of osseointegration
- Patient demonstrations
- Bone biology and interface zone theories
- The Bone Anchored Hearing Aid
- Practical training for the surgical procedure
- Laboratory procedures for craniofacial prosthesis
- Live surgery with participants in OR

Workshop Directors:

Anders Tjellström, M.D., Ph.D.
Gösta Granström, M.D., D.D.S., Ph.D.
Kerstin Bergström, CDT.

For further information please contact:

Anders Tjellström, M.D., Ph.D.
Dept of Otolaryngology,
Sahlgren's Hospital, Univ. of Göteborg,
S-413 45 Göteborg, Sweden.
Tel: +46-31-603504 Fax: +46-31-416734



*... a
development
of the Bone
Anchored
Hearing Aid.*

BAHA Classic 300

The updated BAHA has **three main improvements:**

The first is the development of a **continuous base tone control** which has flexibility to cover the frequency response range of the four previous models.

The second improvement is the adoption of ABS plastic for the hearing aid casing which offers a more **aesthetic moulded design**, greater strength and colour stability.

THE BAHA CLASSIC 300 ALSO COMES WITH A **FIVE YEAR WARRANTY.**


Indications for the BAHA

- **Chronic Otitis Media** - with conductive or mixed hearing loss where the use of air conduction devices is contraindicated.
- **Congenital Malformation** - of the external or middle ear where an air conduction hearing aid cannot be used or is contraindicated.
- **Otosclerosis** - in some cases.

**For further information
contact Michael Mercer on
tel. +44 (0) 1895 430650.**

 **Nobelpharma**

EVERY MONTH... THE BEST IN ENT



The Journal of Laryngology and Otology was the first British journal in the ENT field. Since 1887, it has remained the definitive information resource for surgeons, consultants and students. The Journal is run as charity to promote education and knowledge in all spheres of Laryngology, Rhinology, Otology and related fields.

The JLO is very much an international journal with contributors from around the world and readers from over 80 countries.

The JLO contains main Articles, case reports and short communications from all over the world. Other contents include the quarterly book review, selected abstract service, and every ten years there is a comprehensive index issue published. By subscribing to the JLO, you not only gain everyday access to this valuable source of information, but also assist in the promotion of excellence in the ENT domain.

The Journal of Laryngology and Otology

-----ORDER FORM-----

I wish to subscribe to the JLO for one year (12 issues)

Please tick one:

- Standard Rate £85
 Standard Rate U.S. \$195.50
 Registrars, residents and interns Rate £45 (with confirmation of status from head of department)
 Bill me

Cheques must be in pounds sterling or US dollars drawn on a US bank payable to Headley Brothers Ltd.

Name: _____

Address: _____

City: _____ Postal Code _____

Country: _____

Medical Speciality: _____

Mail to: Subscription Department
Journal of Laryngology and Otology
Headley Brothers Ltd
The Invicta Press
Ashford, Kent TN24 8HH
ENGLAND

or Fax to: +44 1233 612345

UNITRON HEARING AIDS

for severe to profound hearing losses

THE US80 SERIES:

Max Gain: 92db., Max Output: 144db.
Standard and Low Frequency
Emphasis Post Aural's.


THE IKON AoHP's:

Mini post-aural hearing aids with extended battery life.
Max Gain: 82db., Max Output: 141db.
Standard and Low Frequency Emphasis Models.

ALL THE ABOVE MODELS FEATURE — on request:

- Direct Audio Input facilities plus EuroShoes.
- Tamper Proof Volume Controls and Battery Trays.
- Earhooks, filtered, unfiltered and child size.
- M - T - O or M MT O Switching.
- The IKON series features coloured side-plates — on request.

Programmable versions are also available, by remote Programmer or PC.




EXCELLENT HEARING AIDS ... FOR YOUNG OR OLD

only from:

BOMMER UK LIMITED

Unit 5, Gatwick Metro Centre, Balcombe Road, HORLEY, SURREY RH6 9GA
Tel: 01293 821000. Fax: 01293 821010



For information on the latest developments in

- ACOUSTIC RHINOMETRY
- RHINOMANOMETRY
- CALIBRATION EQUIPMENT AND ACCESSORIES


contact **Eric Greig of G M Instruments**

Unit 6, Ashgrove Road,
Kilwinning, KA13 6PU,
Scotland, UK
tel 01294 554664
fax 01294 551154

gm instruments Ltd

The AD 25 DIAGNOSTIC AUDIOMETER

from *Kamplex*[®]



The latest addition to the Kamplex range incorporates many of the more popular features found on the best selling AD2 in a lightweight low cost package.

The attractive low profile design and easy-to-read back-lit display makes this a perfect desktop audiometer. Air Conduction, Bone Conduction and Narrow-band masking in 5dB steps are available together with an extremely useful talk-through facility.

Superbly engineered for reliability and portability (with the optional case), the AD25 also offers an automatic test facility. A patient's audiometric results whether recorded manually or automatically may be stored and later recalled.

*Auto Threshold complies with ISO 8253, Audiometric Test Methods

- **Robust and Portable (with optional carrying case)**
- **Clear, easy to read Back-lit Display**
- **AC/BC/Narrow-Band Masking**
- **Automatic Test Facility (Conforms to ISO 8253)**
- **Pure, Warble and Pulsed Tones**
- **Results Storage and Recall Capability**
- **Insert Masking**

P.C.WERTH LTD

Audiology House, 45 Nightingale Lane, London SW12 8SP
Telephone: 0181-675 5151 Fax: 0181-675 7577

The Journal of
Laryngology and Otology

The Journal of Laryngology and Otology

Edited by NEIL WEIR

Assistant Editors CAROL WENGRAF, RICHARD RAMSDEN, PETER RHŶS EVANS,
DAVID PROOPS, VALERIE LUND, HENRY GRANT, ANDREW JONES,
GUY KENYON, MICHAEL ROTHERA, MARTIN BAILEY, LIAM FLOÓD,
PATRICK BRADLEY & NICK JONES

Emeritus Advisor in Pathology IMRICH FRIEDMANN

Advisors in Pathology BRIAN MANNERS, CHRISTOPHER MILROY
& LESLEY SMALLMAN

Advisor in Audiology LINDA LUXON

Advisors in Radiology GLYN LLOYD & PETER PHELPS

Advisors in Statistics ANTHONY HUGHES & PETER KELLY

Production Editors GILLIAN GOLDFARB & JENNIFER ALMOND

*FOUNDED IN 1887 BY MORELL MACKENZIE
& NORRIS WOLFENDEN*

VOLUME 110

Published for the Proprietors by

HEADLEY BROTHERS LTD
Ashford, Kent TN24 8HH

1996

The Journal of
Laryngology and Otology

