

Calendar

Edited by Paul Webster
pwebster@usc.edu

List your meeting here:

Following is a list of microscopy related meetings and courses. The editors would greatly appreciate input to this list via the electronic submission form under "events/other microscopy events" at the MSA webpage: www.microscopy.org. We will gladly add hypertext links to the notice on the web and insert a listing of the meeting in the next issue. Please furnish the following information (any additional information provided will be edited as required and printed on a space available basis):

- Meeting/Course name
- Meeting/Course dates
- Meeting/Course topic or short description
- Sponsoring society/organization/university
- Contact person
- Telephone number
- Fax number
- Email address
- URL for website

General Links

European Molecular Biology Organization Course & Workshops
www.embo.org/programmes/courses-workshops.html

Gordon Research Conferences
www.grc.org/meetings.aspx?year=2010

Keystone Symposia
www.keystonesymposia.org/

Lehigh Microscopy School Courses
www.lehigh.edu/microscopy

Marine Biological Laboratory (MBL), Woods Hole, MA, USA
www.mbl.edu/education/

Royal Microscopical Society Annual Courses
www.rms.org.uk/events/RMS_Annual_Courses

Meetings 2016

FENS Forum 2016: 10th FENS Forum on Neuroscience
July 2–6, 2016
Copenhagen, Denmark
<http://forum2016.fens.org>

Scanning Probe Microscopy Meeting
July 6–7, 2016
Warwick, UK
www.rms.org.uk/events/Forthcoming_Events/scanning-probe-microscopy-meeting-2015

11th European Congress of Neuropathology
July 6–9, 2016
Bordeaux, France
www.euro-cns.org/home/events/euro-cns-congress

14th International Conference on Surface X-ray and Neutron Scattering (SXNS14)
July 10–14, 2016
New York, NY
www.bnl.gov/sxns14

Ultrapath XVIII
July 10–16, 2016
Lisbon, Portugal
<http://congress.ultrapathxviii.org>

Frontiers in Bioimaging 2016
July 14–15, 2016
London, UK
Sponsor: Royal Microscopical Society
Email: kate@rms.org.uk
www.rms.org.uk/frontiers-in-bioimaging

Diffraction Methods in Structural Biology: Gordon Research Seminar
July 16–17, 2016
Lewiston, ME
www.grc.org/programs.aspx?id=16486

IUPAC MACRO 2016: World Polymer Congress
July 17–21, 2016
Istanbul, Turkey
<http://macro2016.org>

Novel Optical Materials and Applications
July 18–21, 2016
Vancouver, BC, Canada
www.osa.org/en-us/meetings/optics_and_photonics_congresses/advanced_photonics_%281%29/novel_optical_materials_and_applications_%281%29

Flowcytometry UK Meeting – Advances in Novel Instrumentation, Applications and Approaches in Many Areas of Biomedical Research
July 20–22, 2016
Leeds, UK
www.rms.org.uk/discover-engage/event-calendar/flowcytometryuk-meeting.html

ICCB 2016 – 12th International Congress of Cell Biology
July 21–25, 2016
Prague, Czech Republic
<http://iccb2016.org>

16th International Conference on Atomic Layer Deposition (ALD 2016)
July 24–27, 2016
Dublin, Ireland
<http://ald2016.com>

Microscopy & Microanalysis 2016
July 24–28, 2016
Columbus, OH
Email: nicoleguy@conferencemanagers.com
www.microscopy.org

19th International Conference on Non-Contact Atomic Force Microscopy
July 25–29, 2016
Nottingham, UK
Sponsor: Institute of Physics
<http://ncafm2016.iopconfs.org/home>

65th Annual Conference on Applications of X-ray Analysis
August 1–5, 2016
Sponsor: Denver X-Ray Conference
Rosemont, IL
www.dxcicdd.com

International Conference on Nanostructured Materials
August 7–12, 2016
Quebec, Canada
www.nano2016.org

Fuel Cells
August 7–12, 2016
Easton, MA
Sponsor: Gordon Research Conferences
www.grc.org/programs.aspx?id=12882

XXV International Materials Research Congress
August 14–19, 2016
Cancun, Mexico
www.mrs.org/imrc-2016

XRM2016 – X-Ray Microscopy Conference 2016
August 15–19, 2016
Oxford, UK
www.xrm2016.com

Surface Analysis 2016
August 16–18, 2016
Albany, NY
Contact: Carl Ventrice
Email: cventrice@sunypoly.edu
www.sunyncse.com

252nd ACS National Meeting & Exposition
August 21–25, 2016
Philadelphia, PA
www.acs.org/content/acs/en/meetings/nationalmeetings/meetings.html

POSEIDON *SELECT*

SEE THINGS IN LIQUID YOU NEVER THOUGHT POSSIBLE

Whether your research involves electrochemistry or only requires liquid heating or flow, Poseidon Select is the specific tool that serves as your single solution for any of these environments. Based on an EDS compatible TEM holder with plug-and-play features, this advantage enables you to begin studying hydrated materials, then as the scope of research evolves, add heating and/or electrochemistry options precisely when desired.



www.protochips.com

Toll-Free Phone (USA/Canada): 844.INSITU1 (844.467.4881)

International Phone: 001.919.377.0800

Fax: 919.377.0899

 **Protochips**
Quantifiably Better™

Extracellular Vesicles**August 21–26, 2016**

Newry, ME

Sponsor: Gordon Research Conferences

www.grc.org/programs.aspx?id=17267**Biointerface International 2016****August 23–25, 2016**

Zurich, Switzerland

<http://biointerfaces.ch/international/2016/index.php>**EMC 2016: 16th European Microscopy Congress****August 28–September 2, 2016**

Lyon, France

Sponsor: European Microscopy Society

<http://emc2016.fr>**SCUR 2016 – 43rd Annual Meeting of SCUR****August 29–30, 2016**

Lyon, France

www.scur.org/content/e1174/e1181/e1182**LFSM 2016: 3rd Light Sheet Fluorescence Microscopy International Conference****August 31–September 3, 2016**

Sheffield, UK

Sponsor: Royal Microscopical Society

Email: contact@lfsm2016.orgwww.lfsm2016.org**LEEM/PEEM-10 - Biennial Meeting Reviewing the Status of LEEM, PEEM, SPLEEM, XPEEM and Related Techniques****September 11–15, 2016**

Monterey, CA

<http://leempeem10.lbl.gov/home>**Liposomes, Exosomes, and Virosomes: From Modeling Complex Membrane Processes to Medical Diagnostics and Drug Delivery****September 11–16, 2016**

Ascona, Switzerland

www.biophysics.org/Meetings/ThematicMeetings/UpcomingThematicMeetings/tabid/3864/Default.aspx**National Society for Histotechnology: 42nd Annual Symposium/Convention****September 16–21, 2016**

Long Beach, CA

Sponsor: National Society for Histotechnology

Email: histo@nsh.orgwww.nsh.org**MSE Congress - Symposium D01 - Advanced and *In-Situ* Microscopies and Spectroscopies of Functional Nanostructures in Materials Science and Engineering****September 27–29, 2016**

Darmstadt, Germany

www.mse-congress.de/home**AP 2016: XXXI International Congress of the International Academy of Pathology and ESP 2016: 28th Congress of the European Society of Pathology****September 28–30, 2016**

Cologne, Germany

www.esp-congress.org/2016**Stress Evolution in Thin Films and Coatings: From Fundamental Understanding to Control (STRESS'16)****October 2–5, 2016**

Chicago, IL

E-mail: ludvik.martinu@polymtl.cawww.av.s.org**SPAOM 2016: The Spanish-Portuguese Meeting for Advanced Optical Microscopy****October 4–7, 2016**

Bilbao, Spain

www.spaom2016.eu**CISCeM 2016: 3rd Intl. Conference on *In-Situ* and Correlative Electron Microscopy****October 11–12, 2016**

Saarbrücken, Germany

<http://ciscem2016.de>**Frontiers in Optics: The 100th OSA Annual Meeting and Exhibit/Laser Science XXXII****October 17–21, 2016**

Rochester, NY

E-mail: custserv@osa.orgwww.osa.org/en-us/meetings/global_calendar/events/frontiers_in_optics_the_100th_osa_annual_meeting_a**2016 International Experimental Biology and Medicine Conference****October 28–30, 2016**

Chengdu, China

www.iebmc.org**AVS 63rd International Symposium and Exhibition****November 6–11, 2016**

Nashville, TN

Email: yvonne@avs.orgwww.avs.org**Neuroscience 2016****November 12–16, 2016**

San Diego, CA

Sponsor: Society for Neuroscience

www.sfn.org**2016 MRS Fall Meeting & Exhibit****November 27–December 2, 2016**

Boston, MA

www.mrs.org/fall2016**American Society for Cell Biology (ASCB) 2016 Annual Meeting****December 3–7, 2016**

San Francisco, CA

<http://ascb.org/future-ascb-annual-meetings>**MSSA2016: Microscopy Society of Southern Africa Annual Conference 2016****December 5–9, 2016**

Port Elizabeth, South Africa

www.mssa2016.co.za**Courses 2016****Light Microscopy Summer School****July 4–6, 2016**

York, UK

Sponsor: Royal Microscopical Society

Email: karina@rms.org.ukwww.rms.org.uk/LMSchool**5th Stanislaw Gorczyca European School on Electron Microscopy and Electron Tomography****July 5–8, 2016**

Krakow, Poland

www.5sg-es.agh.edu.pl/index.php**Getting the Most from Your Confocal****July 7–8, 2016**

York, UK

Sponsor: Royal Microscopical Society

Email: karina@rms.org.ukwww.rms.org.uk/confocal**Correlative Light Electron Microscopy****July 10–15, 2016**

Bristol, UK

<http://events.embo.org/16-clem>**Techniques of Optical Crystallography (Optical Mineralogy)****July 18–22, 2016**

Chicago, IL

Sponsor: McCrone Research Institute

www.mccrone.com/techniques-of-optical-crystallography-optical-mineralogy-course**Digital Fluorescence Microscopy****August 2–4, 2016**

Chicago, IL

Sponsor: McCrone Research Institute

www.mccrone.com/digital-fluorescence-microscopy**International Conference on Nanostructured Materials****August 7–12, 2016**

Quebec City, Canada

www.nano2016.org**ESRIC Super-Resolution Summer School 2016****August 8–12, 2016**

Edinburgh, Scotland, UK

www.esric.org/summer-school.html**Forensic Trace Evidence****August 8–12, 2016**

Chicago, IL

Sponsor: McCrone Research Institute

www.mccrone.com/forensic-trace-evidence

SEM & TEM Sample Preparation

Microscopy



DESK V TSC

Sample Coater

- Fully automated
- Minimize sample charge
- Reduce e-beam damage
- Increase secondary electron emissions

BENCH TOP TURBO

Evaporation Tool for Tissue and Life Science

- Carbon coating
- Sputtering
- AC glow discharge
- Low-voltage thermal evaporation

Support Performance Value

DV-502

Large Sample, High Throughput Sputter & Evaporation

- Rotary shadowing for metals and carbon
- High vacuum gate valve for rapid cycling
- Recipe development

DENTON VACUUM

Enabling Innovation

All Denton Vacuum Microscopy tools are backed by a 12 month warranty, over 50 years of process knowledge, an in-house process engineering group, worldwide support, and Global factory service center.


To learn more about how to better prepare your samples, contact your electron microscope manufacturer or call us at +1-800-666-6004

www.dentonvacuum.com

MCL


MAD CITY LABS INC.

Nanopositioning Systems



AFM & NSOM

Single Molecule Imaging



USA

+1 608 298 0855 sales@madcitylabs.com www.madcitylabs.com

Europe

+41 (0)58 269 8017 sales@madcitylabs.eu www.madcitylabs.eu

Moticam® T2 & S2 Tablets

Mount on Any Trinocular Head

- 10" LCD Screen (T2)
- 7" LCD Screen (S2)
- 5.0 MP CMOS Camera
- HDMI Output
- Android 4.X Operating System
- 16GB Internal Storage
- 1GB Built-in DDR3 Memory



Moticam® T2 Tablet



AE2000



SMZ-168



C-mount Adapters

TED PELLA, INC.
Microscopy Products for Science and Industry

www.tedpella.com sales@tedpella.com 800.237.3526

Analysis of Low Explosives**August 23–25, 2016**Chicago, IL
Sponsor: McCrone Research Institute
www.mccrone.com/analysis-of-low-explosives**Microspectroscopy: Functional Imaging of Biological Systems****September 6–15, 2016**Wageningen, The Netherlands
www.microspectroscopy-course.eu**Flow Cytometry Course****September 12–16, 2016**York, UK
Sponsor: Royal Microscopical Society
Email: karina@rms.org.uk
www.rms.org.uk/discover-engage/event-calendar/flow-cytometry-course.html**Polarized Light Microscopy****September 19–23, 2016**Chicago, IL
Sponsor: McCrone Research Institute
www.mccrone.com/polarized-light-microscopy-course**Imaging the Immune System****September 20–21, 2016**Rehovot, Israel
Sponsor: FEBS Practical Courses
Email: ronon.alon@weizmann.ac.il
www.febs.org/our-activities/advanced-courses/2016-advanced-courses**Transmission Electron Microscopy****October 11–13, 2016**Chicago, IL
Sponsor: McCrone Research Institute
www.mccrone.com/transmission-electron-microscopy-tem-course**Sample Preparation Techniques****October 11–13, 2016**Chicago, IL
Sponsor: McCrone Research Institute
www.mccrone.com/microscopic-particle-handling-particle-isolation-manipulation-and-mounting-course**Scanning Electron Microscopy****October 24–28, 2016**Chicago, IL
Sponsor: McCrone Research Institute
www.mccrone.com/transmission-electron-microscopy-tem-course**Polarized Light Microscopy****November 6–December 2, 2016**Chicago, IL
Sponsor: McCrone Research Institute
www.mccrone.com/polarized-light-microscopy-course**Infrared Microscopy****November 7–9, 2016**Chicago, IL
Sponsor: McCrone Research Institute
www.mccrone.com/infrared-microscopy-course**Meetings 2017****Biophysical Society 61st Annual Meeting****February 11–15, 2017**New Orleans, LA
www.biophysics.org/Meetings/AnnualMeeting/Future/tabid/495/Default.aspx**Pittcon 2017 Conference & Expo****March 5–9, 2017**Chicago, IL
http://pittcon.org/pittcon-2017**Novel Techniques in Microscopy****April 2–5, 2017**San Diego, CA
E-mail: custserv@osa.org
www.osa.org/en-us/meetings/global_calendar/events/novel_techniques_in_microscopy_%281%29**253rd ACS National Meeting & Exposition****April 2–6, 2017**San Francisco, CA
www.acs.org/content/acs/en/meetings/nationalmeetings/meetings.html**Focus on Microscopy 2017****April 9–12, 2017**Bordeaux, France
www.focusonmicroscopy.org**2017 MRS Spring Meeting & Exhibit****April 17–21, 2017**Phoenix, AZ
www.mrs.org/spring2017**American Society for Investigative Pathology Annual Meeting****April 22–26, 2017**San Francisco, CA
www.asip.org/meetings/EB_future.cfm**ICMCTF'17 – International Conference On Metallurgical Coatings & Thin Films****April 24–28, 2017**San Diego, CA
Contact: Phyllis Greene
Email: pgreene@mrl.uiuc.edu**PICO 2017 – Fourth Conference on Frontiers of Aberration Corrected Electron Microscopy****April 30–May 4, 2017**Kasteel Vaalsbroek, The Netherlands
www.er-c.org/pico2017/about.htm**EMAS 2017 - 15th European Workshop on Modern Developments and Applications In Microbeam Analysis and IUMAS VII****May 7–11, 2017**Konstanz, Germany
Email: luc.vantdack@uantwerpen.be
www.microbeamanalysis.eu/events**European Conferences on Biomedical Optics (ECBO)****June 25–29, 2017**Munich, Germany
www.osa.org/en-us/meetings/topical_meetings/european_conferences_on_biomedical_optics**Microscience Microscopy Congress and EMAG2017 (mmc2017)****July 3–6, 2017**Manchester, UK
Sponsor: Royal Microscopical Society
Email: contact@mmc-series.org.uk
www.mmc-series.org.uk**Microscopy & Microanalysis 2017****July 23–27, 2017**St. Louis, MO
Email: nicoleguy@conferencemanagers.com
www.microscopy.org**Denver X-ray Conference****July 31–August 4, 2017**Big Sky, MT
www.dxcidd.com/aboutdxc.htm**254th ACS National Meeting & Exposition****August 20–24, 2017**Washington, DC
www.acs.org/content/acs/en/meetings/nationalmeetings/meetings.html**National Society for Histotechnology 43rd Annual Symposium/Convention****September 15–20, 2017**Orlando, FL
Sponsor: National Society for Histotechnology
Email: histo@nsh.org
www.nsh.org**AVS 64th International Symposium and Exhibition****October 29–November 3, 2017**Tampa, FL
Contact: Yvonne Towse
Email: yvonne@avs.org
www.avs.org**Neuroscience 2017****November 11–15, 2017**Washington, DC
Sponsor: Society for Neuroscience
www.sfn.org**2017 MRS Fall Meeting & Exhibit****November 26–December 1, 2017**Boston, MA
www.mrs.org/fall2017**American Society for Cell Biology (ASCB) 2017 Annual Meeting****December 2–6, 2017**Philadelphia, PA
http://ascb.org/future-ascb-annual-meetings**Courses 2017****Scanning Electron Microscopy****March 6–10, 2017**Chicago, IL
Sponsor: McCrone Research Institute
www.mccrone.com/scanning-electron-microscopy-course

Amptek FAST SDD[®] for EDS (SEM) Applications



Amptek's FAST SDD[®] detector for EDS use with SEMs utilizes new technology "C2 Series" X-ray windows (Si_3N_4) and has an excellent low energy response. Its high intrinsic efficiency makes it ideal for EDS XRF. See why Amptek detectors are the #1 choice of OEMs worldwide.

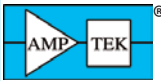
Water tight detector window!



OEM's #1 Choice

Transmission for Low Z Elements

Be	13%
B	19.7%
Li	29%
C	43.9%
N	59.2%
O	62%
F	69%
Ne	72.9%
Na	75.1%
Mg	77.3%
Al	80.3%
Si	81.8%



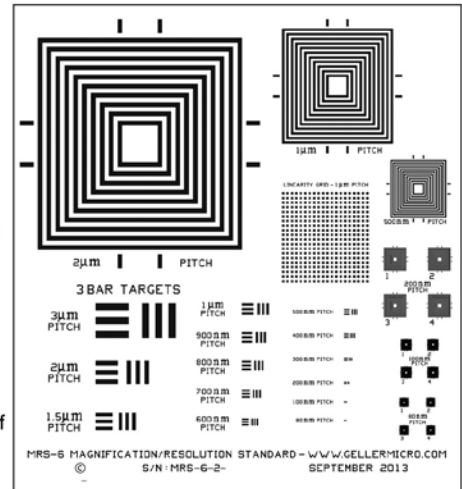
www.amptek.com



MRS-6

We are ISO-9000 certified and ISO-17025 accredited
Microscopy Calibration Standard
Now you can calibrate better from 1,000X to 1,000,000X!

This is our fifth generation, traceable, magnification reference standard for all types (SEM, FESEM, Optical, STM, AFM, etc.) of microscopy. The MRS-6 has multiple X and Y pitch patterns ranging from 80nm (± 3 nm) to 2 μm and 3 bar targets from 80nm to 3 μm . There is also a STM test pattern. Definition of the 80 nm pitch pattern is excellent.



GELLER MICROANALYTICAL LABORATORY, Inc.

426e BOSTON ST., TOPSFIELD, MA 01983-1216
TEL: 978 887-7000 FAX: 978-887-6671
www.GellerMicro.com

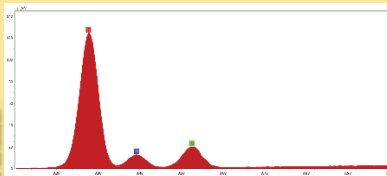
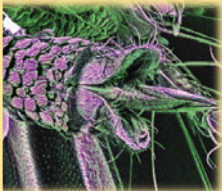
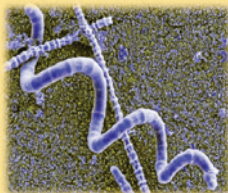
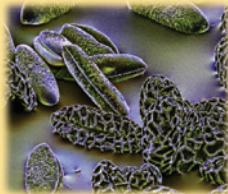


Microtechnics[®]

SEM/EDS, LM, macrophoto

Available Services

- Off-load overflow workload
- High resolution FESEM
- EDS element analysis, mapping, Phase maps
- Transmitted LM
- Stereo zoom, photo zoom
- Digital capture
- Image processing
- Technical data collection and reports
- Image your SEM stubs



916.791.8191

www.microtechnics.com

*Refurbishing or servicing an
electron microscope? Scope us
out for your ion pump needs.*



Visit us in booth 1210!

New | Rebuilt | Rebuilding Services

DUNIWAY
STOCKROOM CORP.

800.446.8811

www.duniway.com

Quantitative Electron Microscopy School

May 22–June 2, 2017
St-Aygulf, France
<http://qem2017.sciencesconf.org>

Meetings 2018**Biophysical Society 62nd Annual Meeting**

February 17–21, 2018
San Francisco, CA
www.biophysics.org/Meetings/AnnualMeeting/Future/tabid/495/Default.aspx

American Society for Investigative Pathology Annual Meeting

April 18–22, 2018
San Diego, CA
www.asip.org/meetings/EB_future.cfm

FENS Forum 2018

July 7–11, 2018
Berlin, Germany
Email: forum2018@fens.org
www.fens.org/About-Neuroscience/Calendar/Meetings/2018/07/FENS-Forum-2018

Microscopy & Microanalysis 2018

August 5–9, 2018
Baltimore, MD
Email: nicoleguy@conferencemanagers.com
www.microscopy.org

Denver X-ray Conference

August 6–10 August, 2018
Westminster, CO
www.dxcicdd.com/aboutdxc.htm

Neuroscience 2018

November 3–7, 2018
San Diego, CA
Sponsor: Society for Neuroscience
www.sfn.org

American Society for Cell Biology (ASCB) 2018 Annual Meeting

December 8–12, 2018
San Diego, CA
<http://ascb.org/future-ascb-annual-meetings>

Meetings 2019**Microscopy & Microanalysis 2019**

August 4–8, 2019
Portland, OR
Email: nicoleguy@conferencemanagers.com
www.microscopy.org

MC2019 Microscopy Conference

September 1–5, 2019
Berlin, Germany

Neuroscience 2019

October 19–23, 2019
Chicago, IL
Sponsor: Society for Neuroscience
www.sfn.org

Meetings 2020**FENS Forum 2020**

July 11–15, 2020
Glasgow, Scotland
Email: forum2018@fens.org
www.fens.org/About-Neuroscience/Calendar/Meetings/2020/07/FENS-Forum-2020

Microscopy & Microanalysis 2020

August 2–6, 2020
Milwaukee, WI
Email: nicoleguy@conferencemanagers.com
www.microscopy.org

Neuroscience 2020

October 24–28, 2020
Washington, DC
Sponsor: Society for Neuroscience
www.sfn.org

Meetings 2021**Neuroscience 2021**

November 13–17, 2021
Chicago, IL
Sponsor: Society for Neuroscience
www.sfn.org

Corion® Optical Filters

Unique Capabilities - Superior Solutions

- **Hard-coated/Single-element**
Brilliant fluorescence imaging
- **Hard-coated/Laminated-multi-element**
Highest signal-to-noise ratios
- **Rapid Prototyping**
Custom Design/Manufacturing
- **High index contrast**
Best value



Visit us at www.newport.com

 **Newport**
Experience | Solutions