

Mediterranean diet and depression

A Sánchez-Villegas^{1,2}, P Henríquez³, M Bes-Rastrullo² and J Doreste¹

¹Department of Clinical Sciences. University of Las Palmas de Gran Canaria, Las Palmas de Gran Canaria, Spain:

²Department of Preventive Medicine and Public Health. University of Navarra, Pamplona, Spain: ³Department of Nursing. University of Las Palmas de Gran Canaria, Las Palmas de Gran Canaria, Spain

Submitted 26 April 2006: Accepted 20 November 2006

Abstract

Objective: The adherence to a Mediterranean Dietary Pattern ensures an adequate intake of B vitamins and w-3 fatty acids. A protective role on depression has been suggested for both nutrients.

Design: Cross-sectional analysis from the SUN (Seguimiento Universidad de Navarra) prospective cohort study. Data from 9670 participants (4211 men and 5459 women) were analysed. Logistic regression analyses were fitted to assess the association between B-vitamins and w-3 fatty acids intake (quintiles) and the prevalence of depression.

Results: Folate intake was inversely associated with depression prevalence among men, especially smokers. Among women, B₁₂ vitamin intake was inversely associated with depression, especially among smokers and physically active women. No significant associations were observed for w-3 fatty acids intake.

Conclusions: The adherence to a Mediterranean Dietary Pattern ensures an adequate intake of fruits, nuts, vegetables, cereals, legumes or fish, important sources of nutrients linked to depression prevention.

Depression and diet

Several investigations have established the relationship between the foods the person eats and the manner the person acts or feels. Diet has been associated not only with mood fluctuations but also with several mental diseases and behavioural problems like autism, attention-deficit/hyperactivity disorder, schizophrenia, dementia, antisocial behaviour or depression.

We are at a critic moment regarding our mental health. Worldwide, 450 million people suffer from mental or neurological disorders or from psychological problems related to alcohol or drug abuse; some of these problems represent the most important causes of disability worldwide¹. The 2003 WHO report estimated that depression is the leading cause of morbidity among women and the fourth cause among men around the world (it is likely the proportion is higher in developed countries). Among subjects aged between 15 and 59 years, the disease is the second cause of morbidity².

Thus, it is essential to study depression and its associated factors, including diet. And, how the Mediterranean diet affects depression?

Mediterranean diet and B vitamins

The Mediterranean diet is a dietary pattern characterised by a high fruits, nuts, vegetables, legumes, cereals, olive

oil, and fish consumption, a low meat and dairy products consumption and a moderate alcohol intake. Thus, the adherence to this pattern ensures an adequate intake of vitamins, specifically B vitamins such as B₁, B₂, B₁₂ and B₆ vitamins and folic acid.

The protective role of these nutrients, especially of B₆, B₁₂ and folic acid on cardiovascular disease, Alzheimer or depressive disorders has been hypothesised by different epidemiological studies in the last years^{3,4}.

To understand the mechanisms of B vitamins involved in depression, it is important to describe the homocysteine cycle.

Homocysteine is an intermediate product produced in the methionine metabolism. Vitamin B₁₂ and B₆ serve as cofactors for enzymes involved in the conversion of homocysteine to methionine and cysteine, respectively. Methylenetetrahydrofolate reductase catalyses the conversion of 5, 10-methylenetetrahydrofolate to 5-methyltetrahydrofolate, which remethylates homocysteine to methionine.

Moreover, methionine is a precursor of S-adenosyl-methionine, which acts in several methylation reactions, including those involving neurotransmitters (monoamines and catecholamines) and phospholipids of the central nervous system. Therefore, a decreased intake of B vitamins may result in an accumulation of homocysteine and in a decreased synthesis of monoamines in brain, likely contributing to mechanisms related with the origins of depression.

*Corresponding author: Email asanchez@dcc.ulpgc.es

On the other hand, folate metabolism is involved in the bipterin-dependent neurotransmitters synthesis. Tetrahydrobiopterin is a cofactor essential for the synthesis of biogenic amines whose precursors are tyrosine and tryptophan. Thus, folate deficiency may impair the synthesis of serotonin, dopamine or norepinephrine.

In conclusion, a deficit of B₁₂ or B₆ vitamins or folate would lead to an accumulation of homocysteine or its metabolites such as homocysteinic and cysteine sulphinic acid. These metabolites may inhibit the S-adenosylmethionine methylation reactions. In addition, its metabolites might also have an excitotoxic effect on the N-methyl-D-aspartate glutamate receptors in the central nervous system. (Fig. 1)

Consequently, there are several mechanisms underlying the protective role of B vitamins on depression.

Numerous epidemiological studies have shown high prevalence of B vitamins deficiency in subjects with depression. Similarly, an association between high serum homocysteine levels and a higher prevalence of depressive symptoms has been reported in numerous cross-sectional and case-control studies.

A study comprising 412 subjects and published in 2005 showed an association of high homocysteine and low plasma folic acid levels with an increased severity of depressive symptoms among men. Likewise, when the authors analysed the association between folate levels and

depressive symptoms in the overall sample, men and women, being in the lowest quartile of folic acid was associated with increased depressive symptoms⁵.

Similar results, but only among women, were obtained in the Sacramento Area Latino Study on Aging (SALSA) study, based on a US Latinos sample⁶. The OR for high depression symptoms in women in the lowest third of plasma folate was 2.04.

Penninx *et al.* did not find a significant effect on depression for plasma folate levels in a study based on 700 disabled, nondemented women aged 65. However, the subjects with B₁₂ deficiency were 2.05 times as likely to be severely depressed as were nondeficient subjects⁷.

There are evidences regarding the association between plasma folate and vitamin B₁₂ levels and the prevalence of depressive symptoms, but what happens with intake?

The Kuopio Heart Study, a cohort study consisted of 2600 Finnish middle-aged men, analysed the relationship between folate intake and risk of depression during 13 years of follow-up⁸. Those subjects below the median of energy-adjusted folate intake had a significant higher risk of getting discharge diagnosis of depression (RR 3.04, 95% CI: 1.58, 5.86) than those who had a folate intake above the median. There was no effect for a high vitamin B₁₂ intake.

Low blood levels of folate have been linked with a poor response to antidepressant treatment. For that reason, a number of clinical trials have analysed whether the

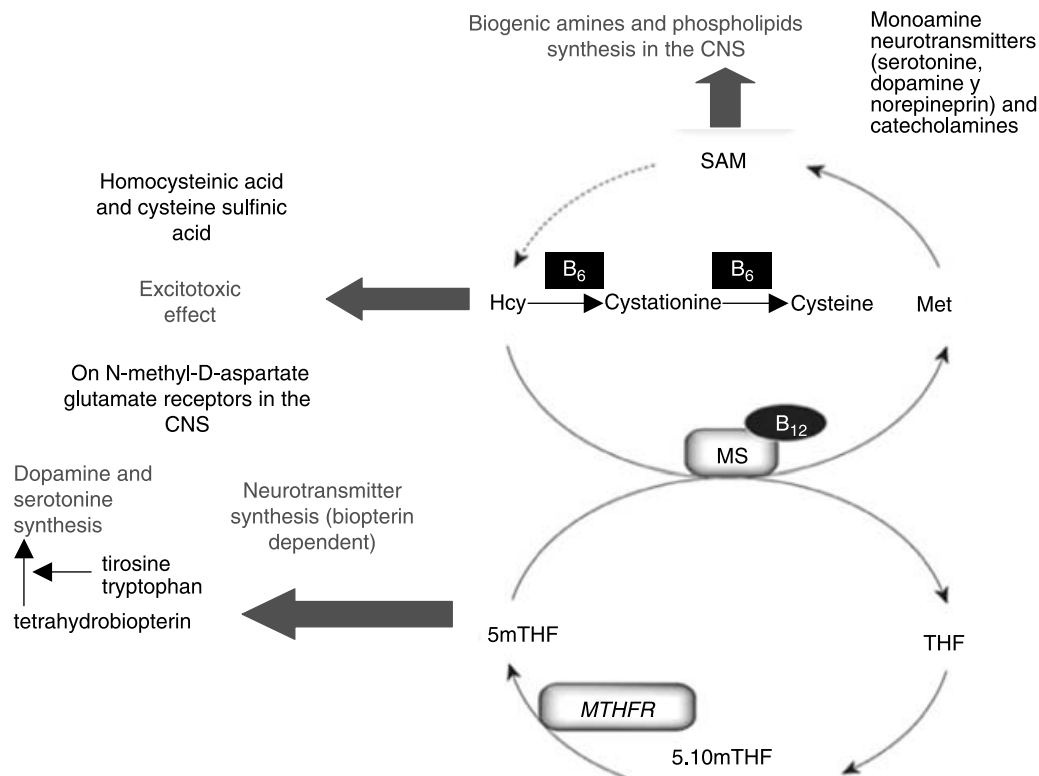


Fig. 1 Homocysteine cycle. Partially adapted from Bjelland *et al.*⁹

co-administration of vitamin B₁₂, methylfolate, folic acid or folic acid with the antidepressant treatment enhanced its effect.

Alpert *et al.* assessed the efficacy of methylfolate as an adjunctive treatment among adults with major depressive disorder and inadequate response to selective serotonin re-uptake inhibitors treatment. Sixteen participants completed this 8-week prospective open trial. The administration of folic acid improved the depression scores on the HAM-D-17 scale and on the CGI-I scale¹⁰.

In this sense, a systematic review of clinical trials was carried out in 2004. The trials analysed the effectiveness of folate administration vs. placebo administration in the treatment of depression. Hamilton depression rating scale scores after the follow-up period were lower among patients who received folate than among subjects who received placebo. Coppen found that adding folate reduced statistically Hamilton score by 2.65 points [95% confidence interval (CI) -5.07 to -0.13]. Pooling the results of the two trials that compared folate with placebo in addition to other psychotropic medication, the weighted mean difference in Hamilton score between the groups at trial end point favoured treatment with folate (difference = -2.65; 95% CI -4.93 to -0.38)¹¹.

Nevertheless, the results obtained regarding the administration of cobalamin failed to assess a beneficial effect of this vitamin. A clinical trial analysing the effect of vitamin B₁₂ did not find a significant depressive score differences between the administration of this vitamin or placebo after 3 months of follow-up¹².

B₆ vitamin has also been studied as an adjuvant in depression treatment. A wide range of doses and follow-up periods has been analysed. Studies addressing premenstrual syndrome and hormone-related depression in women revealed a consistent message about the value of using vitamin B₆ supplementation¹³.

Mediterranean diet and ω -3 fatty acids

Mediterranean diet is characterised by a moderate consumption of fish, main source of ω -3 fatty acids.

ω -3 fatty acids are long-chain polyunsaturated fatty acids (PUFA) that cannot be synthesised in the human body and therefore they have to be incorporated from diet. The most important ω -3 fatty acids are the α -linolenic acid (ALA), the eicosapentaenoic acid (EPA) and the docosahexaenoic acid (DHA). Vegetables are rich sources of ALA. This fatty acid can be metabolised into EPA and DHA. Similarly, EPA and DHA are provided by fish sources such as mackerel, herring, anchovy or salmon.

There are several mechanisms of action of ω -3 fatty acids in depression. Depression is associated with neuronal atrophy. Antidepressant medication can lead to an increment in nerve growth factors such as brain-derived neurotrophic factor which improves neurotransmission and synaptic plasticity. A number of investigations

suggest that depression is associated with excessive production of proinflammatory cytokines. Proinflammatory cytokines and prostaglandin E₂ may inhibit brain-derived neurotrophic factor expression. ω -3 fatty acids have been suggested as inhibitors of proinflammatory mediators synthesis such as cytokines, especially tumour necrosis factor α (TNF- α) and interleukin 1 β (IL-1 β), increasing, as a result, brain-derived neurotrophic factor. Moreover, proinflammatory cytokines interfere in neurotransmitters metabolism and alter neurotransmitters mRNA. In the same way, cytokines may decrease serotonin precursors such as tryptophan and activate the hypothalamic pituitary adrenal axis causing resistance to glucocorticoid hormones. Finally, a change in the fatty acids composition of central nervous system membranes may alter their functions by changing fluidity and biophysical properties as well as neurotransmitters availability.

The first epidemiological evidence regarding the protective role of ω -3 fatty acids intake on depression comes from ecological studies. Hibbeln published the results of an ecological study, where an increment in fish consumption was correlated with a decreased annual prevalence of depression worldwide¹⁴. Hibbeln found similar negative correlation between total seafood consumption and the prevalence of post-partum depression¹⁵.

Several case-control studies have also analysed the association between ω -3 fatty acid levels and depressive disorders. A nested case-control study was conducted within the Rotterdam cohort study. This population-based study showed that fatty acid composition of plasma phospholipids was associated with depressive disorders¹⁶. Subjects with depressive disorder had a significant lower percentage of ω -3 fatty acids in plasma phospholipids than did the group without depressive symptoms.

Recently, other case-control study found similar results in patients recovering from acute coronary syndromes. Major depression was associated with significantly lower plasma levels of ω -3 fatty acids¹⁷.

However, only one cohort study has assessed the association between ω -3 fatty acids intake and the risk of depression. The study failed to find a statistically significant association between fish consumption or ω -3 fatty acids intake and the risk of depression among Finnish men after 9 years of follow-up. Depression was defined as a self-reported depressed mood and as the presence of a hospital treatment due to depression. None of the definitions of depression were related to the amount of fish or ω -3 fatty acids intake¹⁸.

The results obtained from clinical trials are contradictory. Some of the trials fail to find a beneficial effect of the co-administration of ω -3 fatty acid supplements on depression treatment. On the other hand, several trials have suggested a positive role for these nutrients. In a clinical trial published in 2005 where the patients were

randomly assigned to receive either olive oil or DHA-enriched fish oil, there were statistically significant differences in plasma ω -3 fatty acids levels between the two groups. However, both treatments achieved significant decreases in Hamilton scale scores after 2 weeks of intervention¹⁹.

Mediterranean diet and the SUN Project

A growing body of research indicates a protective effect of different components of the Mediterranean diet on depression, like B vitamins or ω -3 fatty acids. In this context, it is necessary to introduce the SUN Project.

The SUN Project (*Seguimiento Universidad de Navarra*-Follow-up University of Navarra) is a prospective cohort study designed to establish the association between several dietary habits or lifestyle-related characteristics and the occurrence of several diseases and chronic conditions, including depression²⁰. The recruitment of participants started in December 1999 and it is permanently ongoing as this is a dynamic cohort study. Information is collected using self-administered questionnaires sent by postal mail every two years.

Study subjects

The baseline questionnaires of 11 623 participants were coded, processed and ready for statistical analysis. Those participants who reported extremely low or high values for total energy intake (less than 600 and 400 Kcal day⁻¹ in men and women, respectively, or more than 4200 and 3500 Kcal day⁻¹ in men and women, respectively) ($n = 1381$), and subjects with a diagnosis of depression at an age prior to the age reported in the baseline questionnaire ($n = 572$) were excluded. Finally, data from 9670 participants (4211 men and 5459 women) remained available for the analysis.

Exposure assessment

The dietary exposure was ascertained through a semi-quantitative food frequency questionnaire (136 food items) previously validated in Spain²¹. For the present analyses, we considered B₁₂, B₆, folic acid and ω -3 fatty acids intake as exposure factors.

B vitamins and ω -3 fatty acids intakes were adjusted for total energy intake using the residuals method. Then, the continuous variables were categorised in quintiles considering the first quintile as the reference category.

Outcome assessment

Depression was assessed through a question included in the baseline questionnaire. Participants responded to the following question: have you ever been diagnosed of depression by a health professional? The baseline

questionnaire collected the use of regular antidepressant medication as well.

Recent depression was defined as the positive answer to either the question regarding physician-diagnosed depression or participant reporting of the use of antidepressant medication in baseline questionnaire.

Covariables assessment

The baseline assessment also included other questions (totally 46 items for men and 54 items for women). Socio-demographic (e.g. gender, age, marital status and employment status), anthropometric (e.g. weight and height), lifestyle and health-related habits (e.g. smoking status, caffeine and alcohol intake and physical activity during leisure time), psychological characteristics (e.g. personality traits) and medical history variables (e.g. prevalence of chronic diseases and medication use) were also collected.

Results

We found no statistically significant associations between B vitamins intake and the prevalence of depression among men, although some point estimates for odds ratios (ORs) suggested an inverse association with folate intake. The multivariate-adjusted ORs (95% confidence intervals) for depression for successive quintiles of energy-adjusted folate intake were 1 (reference), 0.81 (0.51–1.28), 0.77 (0.48–1.25), 0.72 (0.43–1.20) and 1.01 (0.57–1.79). When the analyses were carried out according to several characteristics, we found an inverse association between energy-adjusted folate intake and the prevalence of depression among men who were current smokers. The ORs for depression in this group of men were 0.31 (0.12–0.82), 0.25 (0.08–0.75) and 0.52 (0.17–1.57) for the third to fifth quintiles, respectively, as compared to the reference quintile (Fig. 2).

We found a significant inverse association between energy-adjusted vitamin B₁₂ intake and prevalence of depression among women. ORs (95% CI) for successive quintiles of intake were 0.65, (0.46–0.91), 0.58 (0.41–0.84), 0.56 (0.38–0.82) and 0.68 (0.45–1.04), respectively. There were not statistically significant associations

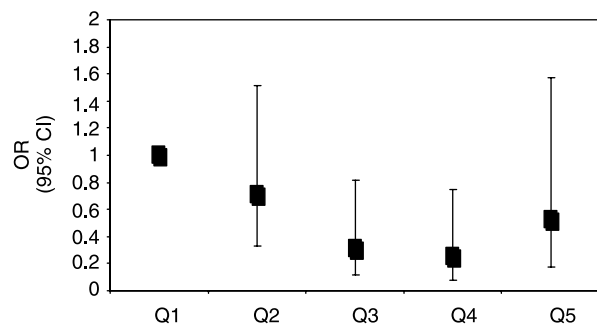


Fig. 2 Association between folate intake and depression prevalence in males who were current smokers in the SUN study. Q1, first quintile; Q2–Q5, second–fifth quintile

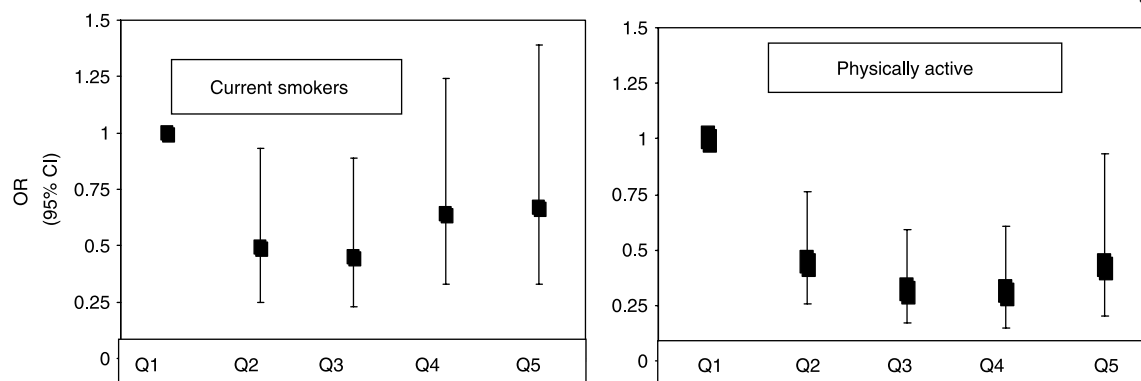


Fig. 3 Association between B₁₂ vitamin intake and depression prevalence among women who were current smokers and physically active in the SUN study. Q1, first quintile; Q2–Q5: second–fifth quintile

between folic acid or vitamin B₆ intake and the prevalence of depression in females.

When the analyses were restricted to women who reported moderate physical activity level or to women who were current smokers, depression prevalence could be around 50% lower among whose vitamin B₁₂ intake was in the Q2–Q5 than among women in the reference category of intake (Fig. 3).

There were no statistically significant associations between ω -3 fatty acids intake and depression. However, there was a protective trend for women.

Conclusions

- There were no statistically significant associations between B₆ vitamin intake and depression prevalence.
- Folate intake was inversely associated with depression prevalence among men, especially among smokers.
- B₁₂ vitamin intake was inversely associated with depression among women, especially among smokers and physically active women.
- ω -3 fatty acids intake seems to be protective only among women.
- It is necessary to continue studying these associations in prospective analyses.

References

- 1 Courtney Van de Weller. Changing diets, changing minds: how food affects mental well being and behaviour. In: Longfield J, Ryrie I, Cornah D, eds. *Feeding Minds: The Impact of Food on Mental Health*. London: Sustain, Mental Health Foundation and Food Commission, 2005.
- 2 World Health Organization. *World Health Report 2003: Shaping the Future*. Geneva: WHO, 2003.
- 3 Hernandez-Diaz S, Martinez-Losa E, Fernandez-Jarne E, Serrano-Martinez M, Martinez-Gonzalez MA. Dietary folate and the risk of nonfatal myocardial infarction. *Epidemiology* 2002; **13**: 700–6.
- 4 Ravaglia G, Forti P, Maioli F, Martelli M, Servadei L, Brunetti N, Porcellini E, Licastro F. Homocysteine and folate as risk factors for dementia and Alzheimer disease. *The American Journal of Clinical Nutrition* 2005; **82**: 636–43.
- 5 Sachdev PS, Parslow RA, Lux O, Salonikas C, Wen W, Naidoo D, Christensen H, Jorm AF. Relationship of homocysteine, folic acid and vitamin B12 with depression in a middle-aged community sample. *Psychological Medicine* 2005; **35**: 529–38.
- 6 Ramos MI, Allen LH, Haan MN, Green R, Miller JW. Plasma folate concentrations are associated with depressive symptoms in elderly Latina women despite folic acid fortification. *The American Journal of Clinical Nutrition* 2004; **80**: 1024–8.
- 7 Penninx BW, Guralnik JM, Ferrucci L, Fried LP, Allen RH, Stabler SP. Vitamin B(12) deficiency and depression in physically disabled older women: epidemiologic evidence from the Women's Health and Aging Study. *The American Journal of Psychiatry* 2000; **157**: 715–21.
- 8 Tolmunen T, Hintikka J, Ruusunen A, Voutilainen S, Tanskanen A, Valkonen VP, Viinamaki H, Kaplan GA, Salonen JT. Dietary folate and the risk of depression in Finnish middle-aged men. A Prospective Follow-Up Study. *Psychotherapy and Psychosomatics* 2004; **73**: 334–9.
- 9 Bjelland I, Tell GS, Vollset SE, Refsum H, Ueland PM. Folate, vitamin B12, homocysteine, and the MTHFR 677C>T polymorphism in anxiety and depression: the Hordaland Homocysteine Study. *Arch Gen Psychiatry* 2003; **60**: 618–26.
- 10 Alpert JE, Mischoulon D, Rubenstein GE, Bottonari K, Nierenberg AA, Fava M. Folinic acid (Leucovorin) as an adjunctive treatment for SSRI-refractory depression. *Annals of Clinical Psychiatry* 2002; **14**: 33–8.
- 11 Taylor MJ, Carney SM, Goodwin GM, Geddes JR. Folate for depressive disorders: systematic review and meta-analysis of randomized controlled trials. *Journal of Psychopharmacology* 2004; **18**: 251–6.
- 12 Hvas AM, Juul S, Lauritzen L, Nexø E, Ellegaard J. No effect of vitamin B-12 treatment on cognitive function and depression: a randomized placebo controlled study. *Journal of Affective Disorders* 2004; **81**: 269–73.
- 13 Williams AL, Cotter A, Sabina A, Girard C, Goodman J, Katz DL. The role for vitamin B-6 as treatment for depression: a systematic review. *Family Practice* 2005; **22**: 532–7.
- 14 Hibbeln JR. Fish consumption and major depression. *Lancet* 1998; **351**: 1213.
- 15 Hibbeln JR. Seafood consumption, the DHA content of mothers' milk and prevalence rates of postpartum depression: a cross-national, ecological analysis. *Journal of Affective Disorders* 2002; **69**: 15–29.
- 16 Tiemeier H, van Tuijl HR, Hofman A, Kiliaan AJ, Breteler MM. Plasma fatty acid composition and depression are

- associated in the elderly: the Rotterdam Study. *The American Journal of Clinical Nutrition* 2003; **78**: 40–6.
- 17 Frasure-Smith N, Lesperance F, Julien P. Major depression is associated with lower omega-3 fatty acid levels in patients with recent acute coronary syndromes. *Biological Psychiatry* 2004; **55**: 891–6.
 - 18 Hakkarainen R, Partonen T, Haukka J, Virtamo J, Albanes D, Lonnqvist J. Is low dietary intake of omega-3 fatty acids associated with depression? *The American Journal of Psychiatry* 2004; **161**: 567–9.
 - 19 Silvers KM, Woolley CC, Hamilton FC, Watts PM, Watson RA. Randomised double-blind placebo-controlled trial of fish oil in the treatment of depression. *Prostaglandins, Leukotrienes, and Essential Fatty Acids* 2005; **72**: 211–8.
 - 20 Martínez-González MA, Sánchez-Villegas A, De Irala J, Martí A, Martínez JA. Mediterranean diet and stroke: objectives and design of the SUN project. *Nutritional Neuroscience* 2002; **5**: 65–73.
 - 21 Martín-Moreno JM, Boyle P, Gorgojo L, Maisonneuve P, Fernández-Rodríguez JC, Salvini S, Willett WC. Development and validation of a food frequency questionnaire in Spain. *International Journal of Epidemiology* 1993; **22**: 512–9.