




RESEARCH ARTICLE

Do Women Politicians Know More about Women's Policy Preferences? Evidence from Canada

Susan Franceschet , Jack Lucas  and Erica Rayment 

Department of Political Science, University of Calgary, Alberta, Canada
Corresponding author: Susan Franceschet; Email: sfrances@ucalgary.ca

(Received 23 June 2023; revised 18 October 2023; accepted 21 February 2024)

Abstract

This study draws together theories of women's substantive representation and research on politicians' knowledge of constituent preferences. We ask whether politicians are better at predicting their constituents' policy preferences when they share the same gender. In doing so, we contribute to knowledge about the mechanisms underlying substantive representation. Using original surveys of 3,750 Canadians and 867 elected politicians, we test whether politicians correctly perceive gender gaps in their constituents' policy preferences and whether women politicians are better at correctly identifying the policy preferences of women constituents. Contrary to expectations from previous research, we do not find elected women to be better at predicting the preferences of women constituents. Instead, we find that all politicians — regardless of their gender — perform better when predicting women's policy preferences and worse when predicting men's preferences. The gender of the constituent matters more than the gender of the politician.

Keywords: political representation; gender and politics; gender gaps; perceptual accuracy; elite behavior

Are citizens' policy preferences better represented by elected officials who share their gender? If so, then women citizens are disadvantaged because men hold a greater proportion of seats in virtually all of the world's parliaments. Much of the theoretical and empirical research in gender and politics suggests that women are indeed better represented by women officeholders. Empirical studies find that women legislators are more likely to support and pursue women-friendly policies (Barnes 2012; Bratton and Ray 2002; Schwindt-Bayer and Mishler 2005).

© The Author(s), 2024. Published by Cambridge University Press on behalf of the Women, Gender, and Politics Research Section of the American Political Science Association. This is an Open Access article, distributed under the terms of the Creative Commons Attribution licence (<http://creativecommons.org/licenses/by/4.0>), which permits unrestricted re-use, distribution and reproduction, provided the original article is properly cited.

Normative accounts of representation go beyond linking women's presence in office to positive outcomes on women's policy issues, arguing that gendered socialization shapes elected women's positions on a range of issues, whether those issues are explicitly gendered or not (Kathlene 1995; Mansbridge 1999; Phillips 1995).

Most scholars of women's substantive representation operationalize it as promoting or pursuing "women's interests" (Escobar-Lemmon and Taylor-Robinson 2014; Franceschet, Krook, and Piscopo 2012; O'Brien and Piscopo 2018), although more recent research has sought to study it more agnostically. Celis (2007) and Erzeel (2012), for example, avoid predetermining the content of women's interests, instead examining the representative claims MPs make about women. Scholars employing the concept of women's interests try to acknowledge women's diversity, by defining them as those issues that emerge from the gender division of labor and hierarchies of status and influence that disadvantage women relative to men (Escobar-Lemmon and Taylor-Robinson 2014). Understood that way, the policy issues associated with women's substantive representation include reproductive rights, childcare, family law, sexual harassment and violence, and equal pay, among others.

On these policy issues, research generally confirms gender gaps among politicians. Surveys of elected officials find that women are more likely than men to prioritize issues relating to gender equality (Lovenduski and Norris 2003; Tremblay 1998; Wängnerud 2000). This research tends to assume rather than empirically demonstrate that women citizens also prioritize such issues and want their elected representatives to promote them. A separate body of research documents gender gaps in policy preferences, political attitudes, and vote choice, showing that women tend to be more likely to support left-leaning political parties (Erickson and O'Neill 2002; Gidengil et al. 2005; Inglehart and Norris 2000) and tend to have more left-leaning policy preferences than men on a wide range of issues, from crime to social spending and wealth redistribution, to gender equality issues (see Gidengil et al. 2003; Shapiro and Mahajan 1986).

The mechanisms assumed to shape gender gaps in policy preferences are also presumed to link women's presence (descriptive representation) to favorable policy action (substantive representation) — namely, shared experiences emerging from socialization into society's gender norms and the gendered division of labor. The fact that girls are socialized to be nurturing and cooperative and that women take on greater responsibilities in childrearing and domestic work is also expected to create shared policy preferences among women. Yet elected women, like men officeholders, are often drawn from the elite and may therefore have very different experiences than women in the population (see Schwindt-Bayer 2010). In that case, even if many women share experiences of gender-based discrimination, reproduction, and childrearing, their different class positions may create diverging experiences and policy preferences on issues not directly related to their gender roles (Wiener 2022).

Although shared experiences are presumed to link women's descriptive and substantive representation, we cannot determine empirically whether they do, in fact, function as theorized, with shared experiences leading directly to shared policy preferences. We can, however, explore whether women officeholders — regardless of their own experiences and policy preferences — know more about

what women in their constituencies want, particularly when compared to elected men. In this study, we bring together two strands of research — women’s substantive representation and politicians’ knowledge of their constituents’ preferences — to explore two questions about what elected representatives know about their constituents: are politicians aware of gender differences in policy preferences among their constituents? And are they better able to predict the policy preferences of constituents who *share* their gender? We test both questions using findings from large-scale surveys of Canadian local politicians and the Canadian public.

Disentangling the mechanisms underlying women’s substantive representation is important both theoretically and practically. Theoretically, determining whether shared preferences or prior knowledge is the main source of effective substantive representation contributes to discussions about the mechanisms behind why women politicians might be better equipped to represent women constituents. On a practical level, determining whether women politicians are better than men at predicting women’s policy preferences can inform strategies about how to improve women’s political representation and whether the main focus ought to be on electing more women or electing representatives — men or women — who share women’s policy preferences. Of course, we recognize that shared knowledge, and preferences do not lead automatically to action. The vast literature on women in public office shows the myriad constraints on elected women who might want to pursue women-friendly policies. Despite such obstacles, it is worth exploring whether a foundational element of substantive representation — namely, knowledge of constituents’ policy preferences — is shaped by gender and whether sharing a gender identity is necessary for substantive representation.

Our findings suggest that elected politicians are, in the aggregate, well aware of gender gaps in policy preferences, even when issues are not explicitly gendered. Contrary to expectations from previous research, we find that women do not perform better than elected men when asked to predict the policy preferences of constituents who are women — in fact, we find that both men *and* women politicians have more accurate predictions of women’s policy preferences. We conclude by reflecting on the possible factors contributing to our findings, with a particular focus on projection and gender-based stereotypes.

Political Representation, Knowledge, and Gender

Political scientists have long been interested in the quality of democratic representation. Gender scholars have noted the “poverty” of women’s political representation (Celis and Childs 2020). Women are descriptively under-represented in nearly all the world’s legislatures, and the question of whether numerical under-representation undermines women’s substantive representation (promoting women’s policy interests) has been a central focus of research on gender and politics (see O’Brien and Piscopo 2018). Normative theorists of representation argue that the shared experiences among those with similar ascriptive characteristics like race, gender, or socioeconomic status produce

valuable knowledge for politicians, making them better representatives of historically under-represented groups (Mansbridge 1999, 2003; Phillips 1995).

Politicians' *knowledge* of their constituents' preferences is one important pathway through which descriptive presence may translate into substantive representation. Since Miller and Stokes's (1963) foundational research, many normative and empirical studies of representation have explored politicians' knowledge of their constituents' preferences as a key mechanism for substantive representation (Dovi 2007; Hedlund and Friesema 1972; Mansbridge 2003). Unfortunately, however, research on politicians' knowledge of constituents' preferences has not been encouraging; recent studies have found that politicians regularly misperceive public opinion by 20 percentage points or more (Broockman and Skovron 2018; Kalla and Porter 2019; Walgrave et al. 2023). While elected representatives express a strong *interest* in public opinion (Walgrave et al. 2022), politicians in many countries appear to systematically overestimate citizens' conservatism (Broockman and Skovron 2018, Pilet et al. 2023) and systematically misperceive public preferences even among salient subgroups in the population (Sevenans et al. 2021; Varone and Helfer 2021).

More specific empirical scholarship linking women's descriptive and substantive representation has produced somewhat mixed findings, largely because scholars operationalize substantive representation differently (Escobar-Lemmon and Taylor Robinson 2014; Franceschet and Piscopo 2008). Most studies look exclusively at women in office, although focusing on different stages of the policy process. Some scholars ask whether elected men and women have different attitudes and policy priorities (Schwindt-Bayer 2012), while others look at policy outcomes to see if women's greater presence in office is associated with policy outcomes that benefit women (Atchison and Downs 2009; Bratton and Ray 2002). Several scholars find gender gaps in policy preferences between elected men and women, with women politicians more likely to support women's rights policies, but also more resources for welfare, education, and health and less public spending on defense (Barnes 2016, Poggione 2004; Swers 1998).

When it comes to policy outcomes, however, the empirical evidence is less conclusive about the link between descriptive and substantive representation, largely because other factors — like party, seniority, and parliamentary culture — matter more than gender (Beckwith 2002; Franceschet 2011). Yet some studies do find an association between larger numbers of women in parliament and positive policy outcomes for women (Bratton and Ray 2002; Kittilson 2008). Many such studies focus on policies directly related to women's rights, such as reproduction, maternity leave, sexual harassment, and workplace equality (Atchison 2015; Atchison and Down 2009; Bird 2005; Childs and Withey 2004). Other studies go beyond women's rights policies, finding that women's greater presence in office is associated with greater public spending on health care and less on militaries (Caprioli 2000; Clayton and Zetterberg 2018; Koch and Fulton 2011).

An emerging area of research moves beyond a focus on elected women to ask whether the policy preferences of elected women align with those of women in the population and whether women's preferences are under-represented at the elite level. Examining the United Kingdom, Campbell, Childs, and Lovenduski

show that, as expected, there is more alignment among women voters and women officeholders on issues relating to gender equality and traditional gender roles (2010, 194). Clayton et al. (2019) examine the degree of congruence of mass-elite policy preferences in Africa, finding important gender differences among legislators when it comes to prioritizing women's rights policies and poverty amelioration (2019, 93). The authors conclude that women are indeed better represented by politicians who are women.

Findings from a study of European democracies, however, complicate any straightforward conclusion that elected women are necessarily better representatives for women. Examining congruence in policy preferences between women in the mass public and elected representatives on policies that go beyond traditional feminist issues, Dingler et al. (2019) find that electing larger proportions of women MPs is not related to better substantive representation for women voters. Their study shows that women's preferences are better represented than men's — that is, more congruent with politicians' preferences. Most important, they show that such outcomes are not driven by women's descriptive representation but by gender gaps in voting. Congruence is greater where women's turnout at the polls is higher than men's (Dingler et al. 2019, 313). Reher's study takes the analysis even further by looking at policy outcomes rather than politicians' policy preferences. She finds that while men and women agree on many issues — including gender equality issues — policy outcomes are more likely to represent men's preferences on those areas where men and women disagree (2018, 623–24). Like Dingler et al. (2019), Reher also finds that women's parliamentary representation is not associated with better representation (understood as policy congruence).

Once again, more general research on politicians' knowledge of constituents' preferences is relevant to this discussion, because this literature has consistently found that politicians are much better at predicting their constituents' policy preferences when they themselves share those preferences (Clausen et al. 1983; Holmberg 1999; Norris and Lovenduski 2004). In a study of politicians in Belgium, Canada, Germany, and Switzerland, Varone and Helfer (2021) find that politicians from parties that “own” a policy issue tend to more accurately perceive support for that issue among their party's supporters, which may reflect a form of in-group knowledge. Similarly, Miguel Pereira (2021) finds strong evidence of “social projection” in Swedish and Swiss politicians' perception of public opinion, meaning that politicians tend to assume that a majority of constituents share their own view on an issue. Hertel-Fernandez et al. (2019) find that the same is true among Congressional staffers in the United States. Using data from Canadian local politicians, Lucas et al. (2022) generalize this finding to suggest that politicians' overall performance in *knowing* their constituents' preferences is closely linked with their performance in *sharing* those preferences; across nine policy issues, politicians who agree with their constituents more accurately predict their constituents' attitudes as well.

Taken together, the findings from these strands of research point in different directions. On the one hand, shared preferences create a foundation for greater knowledge, thereby opening a pathway for substantive representation (Druckman et al. 2023). On the other hand, we have evidence that politicians'

perceptions are biased toward the views of more politically active or privileged members of society, and that misperception is especially acute when privileged citizens (e.g., wealthy, highly educated) hold views that differ from their less privileged compatriots (Pereira 2021; Sevenans et al. 2022). Since politicians themselves are more likely to be drawn from the elite, there are reasons to be skeptical that elected women necessarily have shared experiences with and thus greater knowledge about women in their constituencies, although the findings on policy preference alignment by Dingler et al. (2019) indicate that mass-elite differences may not drive shared preferences, at least among women.

Another reason for skepticism is that some studies find that politicians' sex has no effect on knowledge about their constituents' policy preferences. Although most studies of politicians' perceptual accuracy do not directly explore gender and representation, some make passing mention of gender in their analyses. Broockman and Skovron (2018) find that candidates' perceptual accuracy differs dramatically by party and modestly by other factors, such as district competitiveness and incumbent status, but that a candidate's gender is unrelated to their knowledge of public opinion. Sevenans et al. (2022) find the same; while politicians in Belgium, Canada, and Israel appear to be more responsive to men's policy priorities, this bias is present regardless of a politician's gender. In other words, women do not appear to be more accurate than men in their understanding of women's policy preferences, and indeed appear to share the same representational biases as their male colleagues.

The competing findings about whether women's policy interests are more likely to be shared and thus represented by women politicians indicate that more research is needed, and, more specifically, research is needed to better understand the mechanisms of substantive representation.

Data and Methods

Motivated by past research on the link between descriptive and substantive representation and politicians' perceptual accuracy, we designed a study that would enable us to explore if elected women are better than elected men at predicting the policy preferences of women constituents, even on policy issues that are not explicitly gendered or widely framed as "women's issues." To test this possibility, we designed and preregistered a study of Canadian municipal politicians' knowledge of the policy preferences of men and women, as well as older and younger residents, among their local constituents.¹

Research Design

In the first stage of our study, we conducted a survey of 3,750 Canadians in the fall of 2021 containing questions on municipal policy attitudes across a number of policy domains. Survey recruitment was carried out by Abacus Data from an existing online panel between September 30, 2021, and October 12, 2021, with sample quotas for province, language, gender, and age. Our issue position questions were adapted from past research on municipal policy attitudes in

Canada and the United States and were deliberately constructed as policy trade-offs to avoid acquiescence bias and “cheap talk” responses and more accurately measure policy preferences (Bucchianeri et al. 2021; Einstein and Glick 2018).

Having collected the survey data, we simplified all responses into a binary agree/disagree scale. We then selected four policy issues, intentionally choosing issues that were not framed as “women’s issues” or explicitly gendered but which nevertheless had substantively meaningful and statistically significant gender gaps in issue support. The gender gaps on these four issues are consistent with those found in previous studies of gender gaps in Europe and North America, with women more supportive of compassion issues (like social protection, higher wages, and supports for the poor) as well as policies that address climate change (Bush and Clayton 2023; Caughey et al. 2019; Iversen and Rosenbluth 2006; Shapiro and Mahajan 1986). The four issues we chose are listed in Table 1, along with overall means and mean values among men and women respondents.²

After selecting the issues, we then designed and preregistered our study of currently elected municipal politicians — the politicians who are most directly responsible for the issues that were included in the public opinion survey. We randomly assigned each politician a vignette describing a constituent who was either a man or a woman and either 35 or 65 years of age, and asked municipal politicians to predict how that constituent would respond to each of the four policy issue questions. We include age alongside gender in the survey vignette for two reasons. First, we felt it may be valuable to have a second demographic gap to which we could compare the gender results; as we will see below, comparing politicians’ performance on gender *and* age gaps helps to put their performance into perspective. Second, and more importantly, we added age to the vignette to distract our respondents somewhat from our main variable of interest (gender). Following the vignette, we asked each politician for their own

Table 1. Summary of survey questions in public opinion survey

Survey questions: General public	N	Agree (overall)	Agree (men)	Agree (women)
Municipalities should play a strong role in reducing the effects of climate change, even if it means sacrificing revenues and/or expending financial resources.	3,605	82%	78%	87%
Municipalities should require that all municipal contractors pay their employees a living wage, even if it means increased costs for the municipality.	3,560	85%	83%	87%
It is good for a neighborhood when it experiences rising property values, even if it means some current residents might have to move out.	3,467	45%	53%	36%
Municipalities should prioritize keeping taxes low, even if it means low-income residents have access to fewer social services.	3,556	56%	61%	51%

view on each of the four issues. We provide the full wording for all survey questions in the [Supplementary Material \(SM3\)](#).

There is, of course, significant diversity among women, and additional characteristics for the hypothetical constituent could have been specified in the vignette — such as race, income, or educational attainment. Our decision to include only gender and age, however, was intentional. By inviting politicians to imagine a 35- or 65-year-old woman or man in their municipality, they are left to think about a constituent with these features *in their community*. This “imagined” constituent will be different from one municipality to the next. By specifying the constituent’s age and gender, we allow our elite respondents to fill in additional detail and intersecting identities based on the demographics of their own community. A politician in a suburb outside Toronto might imagine a highly educated South Asian woman, while a politician in a small rural community in Nova Scotia might imagine a low-income white woman. Our approach allows us to account for the considerable diversity in the municipalities that are included in our survey (as we explain below, we develop a multilevel model that predicts *municipality-specific* policy preferences among men and women) without creating hypothetical constituents who are implausible for some respondents (that is, constituents whose specific characteristics are rare, or even nonexistent, in a politician’s municipality).

Our elite survey data are taken from the Canadian Municipal Barometer (CMB), an annual survey of mayors and councilors in every municipality in Canada above 9,000 population. In Canada, municipal governments are responsible for a wide range of policy tasks, including transportation and transit, parks and recreation, local land use planning and regulation, policing and public safety, and public health. Municipal politicians are elected every four years; in most provinces, these elections are formally nonpartisan (i.e., no party labels on the ballot), though the provincial or federal partisanship of some high-profile candidates may be well known to voters. We follow many studies in advanced democracies in leveraging data from local politicians to inform our broader understanding of political representation (e.g. Butler et al. 2017; Lee et al. 2021; Sheffer 2019).

Our questions were included in the 2022 annual survey, which was fielded from January 3 to February 28, 2022. The response rate for the 2022 survey was 23% (867 responses), a very strong response rate that is comparable to other high-quality surveys of North American political elites. In the [supplementary material](#), we show that our sample of elected politicians is broadly representative of population size, province, and regional distributions among the larger population of municipal politicians in Canada. Compared to the population as a whole, our sample includes slightly more women than expected (41% of the sample, compared with 35% of the population), but these additional women are helpful for the purposes of our analysis.

In summary, our preregistered research design involved (1) collecting data from a nationally representative survey of Canadians on municipal policy attitudes that would enable us to estimate gender gaps in Canadians’ issue attitudes across a number of policy domains; (2) asking politicians to predict the attitudes of men and women constituents; and then (3) assessing if

politicians' gender is related to their performance in the prediction task. Our pre-analysis plan, which covered steps (2) and (3) of this design, was published at an online repository prior to the completion of the politician survey. We include the full pre-analysis plan in our [supplementary material](#).

Outcome Variables and Correlates

We are interested in politicians' knowledge of their constituents' preferences and how that knowledge varies by both politicians' and constituents' gender. Our main outcome variable of interest is therefore a binary measure of each politician's success in predicting their constituent's agreement or disagreement with each policy issue statement. To calculate this variable, the first step is to estimate the probability that men, women, 35-year-olds, and 65-year-olds (the four demographic groups in the survey vignette) support each of the four policy issues. We do so using our public opinion data. Because policy attitudes vary substantially across regions and even municipalities in Canada (Lucas and Armstrong 2021), these estimates need to incorporate not only the age and gender of survey respondents, but also differences in baseline levels of support across municipalities — that is, the model needs to account for the fact that overall support for municipal action on climate change will be different in Vancouver than in rural Alberta. For this reason, we fit a multilevel model of citizens' preferences for each issue, containing respondents' age and gender along with varying intercepts by municipality and region. This model allows us to measure the age and gender gaps that are central to our analysis while also incorporating information about municipal and regional variation in policy preferences. Incorporating this additional information makes for a fairer test of politicians' knowledge of their constituents' preferences.³

Using this multilevel logit model, we then calculate the predicted probability of agreement on each issue for each of the four demographic subgroups in every municipality for which we have data from local politicians. This allows us to calculate a perceptual accuracy score for each politician, scoring politicians correct (1) if their prediction aligns with the predicted probability we have estimated, and incorrect (0) if their prediction does not align with the predicted probability. For example, if the predicted probability that a 35-year-old woman in Halifax agrees that taxes should be kept low is 65%, the politician would receive a score of one if they predicted agreement, and zero if they predicted disagreement. We preregistered this outcome measure in our pre-analysis plan, along with two more complex measures, both of which incorporate the *probability* of the citizens' responses into the politician's correctness score. In the [supplementary material](#), we describe these three measures in more detail and show that our results are substantively identical when using any of the three preregistered outcome measures.⁴ Overall, politicians' performance in predicting their constituent's attitudes varied substantially across issues, ranging from very good (climate change, 72% correct), to good (living wage and gentrification, 62% correct), to no better than chance (taxes and services, 49% correct).

Having calculated these scores, the remaining variables in our analysis are straightforward. We measure politicians' gender using a standard survey

question with an open-ended response option to allow for non-binary gender identities.⁵ Two respondents to the 2022 Canadian Municipal Barometer survey indicated a non-binary gender identity. For reasons both of statistical power and individual privacy, these non-binary representatives are excluded from our analysis. We thus employ a binary variable for gender, with men coded as (0) and women coded as (1) in all models.

Results

We begin by summarizing gender and age gaps in citizens’ policy preferences alongside politicians’ collective perceptions of those same gender and age gaps. In Figure 1, the gray coefficients summarize the marginal effects for the general public. Each gray coefficient captures the effect of a shift from men to women (in the left panel) or a shift from 35-year-olds to 65-year-olds (in the right panel) on the probability of agreement with each policy issue. Under “keep taxes low,” for example, we can see that the gray marginal effect for men versus women is negative, indicating that women are less likely to agree with the statement than men. Similarly, the negative marginal effect for the same policy question in the right-hand panel indicates that older respondents were less likely to agree with this statement than younger respondents. In other words, the gray marginal effects visualize gender gaps and age gaps in support for each policy issue from the public opinion survey. Positive marginal effects indicate that women (left panel) or older respondents (right panel) were more likely to agree with the statement than men or younger respondents, and negative marginal effects indicate that women or older respondents were less likely to agree with the statement than men or younger respondents.

There are substantively large and statistically significant differences between men and women in support for all four issues, as illustrated by the gray marginal effects in the left-hand panel. We see especially large differences on the questions about local taxes and gentrification. These gender gaps are consistently

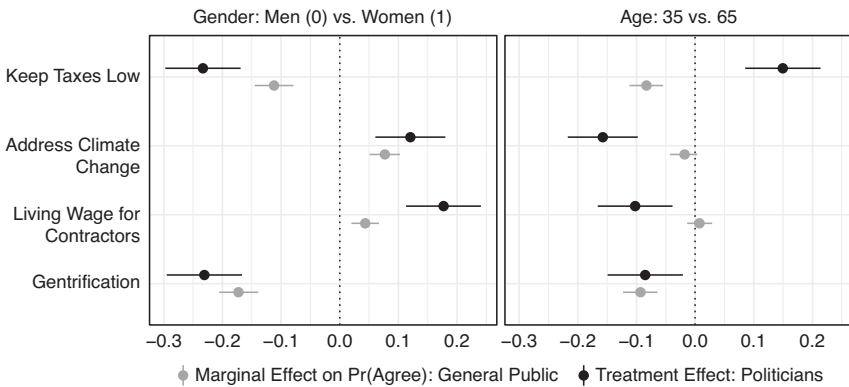


Figure 1. Estimates of policy issue agreement (public opinion survey) and predictions of constituent preferences (elite survey) by gender and age. Full tables available in [Supplementary Material \(SM3\)](#).

larger than the age gaps in the right-hand panel, which are statistically significant for just two of the four issues. Thus, in keeping with past research, we find meaningful differences between men and women's average support for these policy issues, with women tending to take a less conservative position on all issues: they are less supportive of tax reductions than men, more supportive of climate change initiatives, more supportive of living wages for contractors, and less supportive of gentrification.

Turning to politicians' knowledge of gender and age gaps, we see that politicians accurately predict gender gaps in support for these four policy issues but are less knowledgeable about the policy preferences of different age groups. Alongside the gray marginal effects in Figure 1, the black coefficients summarize effects from the elite survey. We can interpret each black coefficient as the change in politicians' prediction about a constituent's support for the issue when we randomly assign politicians a woman constituent rather than a man (left panel) or an older constituent rather than a younger one (right panel). For example, on the first issue ("keep taxes low"), the black coefficient for "men vs. women" is large, statistically significant, and negative, indicating that politicians are much less likely to predict that their constituent supports the statement when the constituent is a woman than when the constituent is a man. We can therefore interpret the black coefficients as capturing the expected change in politicians' predictions about their constituents' policy attitudes when we randomly vary the gender or age of those constituents. This quantity might be thought of as politicians' collective understanding of age and gender gaps in policy preferences.

Comparing the black and gray coefficients for each issue in the left-hand panel in Figure 1, we can see that politicians have a remarkably good sense of gender differences in support for the four policy issues among their constituents. Politicians' expectations shift in the correct direction on all four issues, reflecting a good overall sense of gender gaps in policy preferences. In the right panel, politicians are correct in their directional estimate on two of the four issues (climate change and gentrification), modestly incorrect on one issue (living wages), and entirely incorrect on the one question (keeping taxes low).⁶ Politicians thus perform better when asked about gender gaps than age gaps — an important finding, given that generational differences in policy attitudes are a salient area of discussion in contemporary politics. Most importantly for our purposes, however, the "collective wisdom" of elected politicians that is captured in the figure suggests that they are not only well aware that gender gaps in policy preferences exist among their constituents but are also aware of the direction of those gender gaps even when the content or focus of the issues is not explicitly gendered.

Individual-Level Correlates of Predictive Accuracy

In the aggregate, politicians have a good understanding of gender gaps in public policy preferences. But do politicians perform better at this perceptual task when asked about constituents who share their gender? If shared experiences produce shared knowledge, then we should expect more accuracy when

Table 2. Shared gender and predictive accuracy

	Original model			With projection		
	All pols.	Women	Men	All pols.	Women	Men
Shared gender	-0.01 (0.02)	0.09** (0.03)	-0.07** (0.02)	-0.02 (0.02)	0.04 (0.03)	-0.04+ (0.02)
Projection				0.37*** (0.02)	0.30*** (0.04)	0.39*** (0.03)
Num. obs.	2461	966	1495	2441	955	1486
Issue FEs	Yes	Yes	Yes	Yes	Yes	Yes

+ $p < 0.1$, * $p < 0.05$, ** $p < 0.01$, *** $p < 0.001$. Standard errors in parentheses.

representatives and constituents have the same gender. To answer this question, we now turn to our individual-level analysis. Table 2 summarizes the correlates of predictive accuracy among politics. The first column summarizes overall results among all politicians; the second and third columns then summarize the same relationship among women politicians (column 2) and men politicians (column 3). The remaining columns replicate the same model but add projection to the model — agreement between the politician and the constituent whose attitude is being predicted.

The results in Table 2 suggest that gender is related to politicians' perceptual accuracy, but not quite in the way we might have expected. In the first column, the relationship between shared gender and predictive accuracy is small and not statistically significant. However, this null finding hides important heterogeneity: the relationship is positive and statistically significant for women (column 2) and negative and statistically significant for men (column 3). These results indicate that both women and men politicians are more likely to predict their constituent's opinion when the constituent is a woman rather than a man. Put another way, all politicians in our sample — regardless of their gender — perform better when predicting women's policy preferences and worse when predicting men's preferences.

As we discussed earlier, several studies have identified politician-constituent alignment as an important ingredient in perceptual accuracy: these studies have found that politicians are much more likely to correctly predict their constituents' opinions when they *share* those opinions. Given this past finding, our pre-analysis plan included a final analysis to understand the role of projection from the politician's own view as a possible mechanism for the connection between gender and predictive accuracy. We summarize this analysis in the three additional columns in Table 2. The models are identical to the earlier columns, except that we now add projection as an additional predictor.

As expected, the relationship between projection and predictive accuracy is extremely strong and statistically significant: when politicians share the views of the constituent whose opinion they are asked to predict, they are some

37 percentage points more likely to correctly predict the constituent's opinion. Even more important, for our purposes, is the effect of the added variable on the "Shared Gender" coefficients. Among women politicians, the coefficient is now less than half the size of the coefficient in the original analysis and no longer statistically significant. This suggests that projection is crucially important for predictive accuracy among women politicians: a major reason that women politicians more accurately perceive women constituents' attitudes is because they are more likely to *agree* with those constituents. In the final column, the coefficient for shared gender has also shrunk considerably and is only marginally significant ($p < 0.1$), suggesting that projection plays an important role in men politicians' perceptual accuracy as well — specifically, the men politicians in our sample are more likely to agree with women in their municipalities than with men, which substantially improves their knowledge of women constituents' policy preferences.

Why would men politicians be more likely to agree with women constituents? We cannot fully explain this result here, but we note that it may originate in a slight leftward bias among Canadian municipal politicians, relative to their constituents. This leftward bias, combined with a gender gap in political ideology among constituents, would mean that men and women politicians are slightly more likely to agree with constituents who are women than with constituents who are men. We provide suggestive evidence to support this possibility in the online [supplementary material](#).⁷ However, the lingering (if marginal) statistical significance of the "shared gender" coefficient in column 6 suggests that other factors may also be involved in men's perceptual accuracy when asked about women constituents. We return to this issue in the next section.

Discussion and Conclusion

As a group, Canadian local politicians have a very good general understanding of gender gaps in policy preferences on important and salient local policy issues. When asked to predict their constituents' preferences, politicians understand not only that men and women may differ in their policy preferences, but also correctly estimate the *direction* of those differences even on issues that are unlikely to have been explicitly discussed in gendered terms in local policy discussions or media coverage.

At the level of individual politicians, we found that gender plays an important role in shaping politicians' perceptual accuracy. But contrary to expectations, it is the gender of the constituents rather than the politicians' gender that matters. Both women *and* men politicians perform better when asked to predict women's preferences than men's preferences. Our additional analysis illustrated the important role of shared policy preferences as a mechanism for this predictive accuracy: when politicians *share preferences* with their constituents on policy issues, they are also more accurate in their *perception* of their constituents' attitudes. In our analysis, women's improved performance in accurately perceiving constituents' preferences appears to be due to the likelihood that they share policy preferences with those constituents.

Projection, however, is not the only factor that accounts for politicians' ability to better predict women constituents' policy preferences. The results presented in the final column of [Table 2](#) suggest that the men politicians in our sample continue to perform better when predicting women constituents' preferences even after accounting for shared preferences. We consider this an important finding and one that warrants additional research to identify which other factors may be contributing to politicians' ability to correctly predict the policy preferences of women constituents as a group. We think the literature on gender stereotypes and gendered socialization would be ideal starting points in seeking a potential explanation. Women are socialized to be more communal and other-regarding while men are encouraged to be competitive and autonomous. While gendered socialization contributes to gender gaps in public opinion, it also creates perceptions and stereotypes about women and men's roles and behavior. Deeply ingrained beliefs that men are assertive, tough, and confident while women are caring, collaborative, and nurturing tend to create mental shortcuts that associate certain policy issues with either men or women (Huddy and Terkildsen 1993). Scholars have shown that such beliefs, understood as "gender role congruity," play a powerful role in public perceptions about who is qualified for specific types of public offices (Eagly and Karau 2002).

A second potential explanation worthy of further research is that men tend to be constructed as the norm or default category in politics, whereas women are presented as divergent from that norm. Media discussions at election time frequently frame women as a politically salient group with distinctive preferences from men on a range of issues, not just on "women's issues." Such discussions often draw on what we know about gender gaps in public opinion (Gidengil et al. 2003; Inglehart and Norris 2000; Lizotte 2020) and the framing of these discussions tends to draw attention to *women's* preferences as being different. Gender gaps in policy preferences, in turn, have electoral consequences, with women more likely to support left parties and men leaning toward conservative parties. Again, women's preferences are routinely discussed during elections. The alignment of gender stereotypes with certain policy positions and the salience of gender as a factor that shapes those preferences, particularly for women, may provide politicians with clearer cues about women's policy preferences, as a group, than about men's preferences.

In light of our findings about the connection between projection and perceptual accuracy, future research should seek to identify contexts in which women politicians share the preferences of women constituents — both in terms of the specific policy issues and in terms of the legislative and institutional contexts in which mass-elite policy congruence among women is likely to occur. Research has consistently found that the tendency for women politicians to mirror those of women voters is strongest on issues that are more clearly related to gender equality (Campbell, Childs and Lovenduski 2010; Clayton et al. 2019; Lovenduski and Norris 2003). Investigations of mass-elite policy congruence among women on a wider range of policy issues — including issues that are not explicitly gendered, like those explored here — would provide better insight into the conditions under which the presence of women in politics might be particularly important for the effective representation of women's interests. Research across

a range of institutional and legislative contexts, including partisan national legislators, would also be valuable. Additionally, research designs that explicitly incorporate variation among women along a range of intersectional dimensions would provide a clearer understanding of which women's preferences are better understood by politicians.

Our study serves as a valuable contribution to research on women's descriptive and substantive representation and the growing research on politicians' knowledge of their constituents' policy preferences. We find that politicians who share their constituents' policy preferences are better at accurately identifying those preferences. This provides clarity about the mechanism through which women politicians might be better equipped to represent women — namely, shared preferences. Whether those shared preferences develop from shared experiences does not really matter; it is the shared preferences that provide the link between descriptive and substantive representation. If constituents are better represented by those who share their policy preferences, and women politicians are more likely to have the same policy preferences as women constituents — as the literature discussed above suggests — then it follows that there is good reason to continue to expect that women's substantive representation will be improved by the presence of more women politicians.

Acknowledgments. We thank Laura Conrad for her research assistance; Jack Lucas acknowledges support from the Social Sciences Research Council of Canada for funding the research (Grant number 890-2018-0019).

Replication materials are available at University of Calgary's Data Repository, <https://doi.org/10.5683/SP3/QS87TG>

Supplementary material. The supplementary material for this article can be found at <http://doi.org/10.1017/S1743923X24000060>.

Competing interest. The authors have no conflicts of interest to disclose.

Notes

1. We include our pre-analysis plan in the [supplementary material](#) (beginning on p.10). We pre-registered the study on OSF Preregistrations on January 17, 2022, prior to accessing and analysing the data from the 2022 Canadian Municipal Barometer survey.
2. All mean estimates for the public opinion data are weighted using iterative proportional fitting (or “raking”) weights to match census distributions for gender, education, immigrant status, citizenship status, visible minority status, province of residence, and age category. Weights range from 0.22 to 4.4, with more than 95% of observations between 0.5 and 1.5.
3. See the online appendix (“Citizen Attitudes Model”) for more information about this model.
4. We also use these predicted probabilities to calculate each politician's agreement with the constituent's view. On this variable, one (1) captures cases when the politician's personal view aligns with the constituent, and zero (0) captures cases when they do not align.
5. Most individuals who use the open-ended response option fill in binary gender identities, such as “man,” “woman,” “homme,” and “femme”; we manually recoded these responses into the binary variable and included them in our analysis.
6. Why are they wrong on this issue? We expect that the answer may have to do with ideological heuristics; politicians may have assumed that older residents are more conservative than younger residents, and thus more supportive of low taxes. However, the question is about the trade-off

between lower taxes and decreased services, and older residents are in fact less supportive of this trade-off.

7. This additional analysis was not preregistered. In general, further research to explore the consequences of (and relationship between) municipal politicians' leftward tendencies and more general misperception of constituents' conservatism (Broockman and Skovron 2018, Pilet et al. 2023) may also help to clarify the circumstances in which both men and women are more successful in predicting womens' preferences.

References

- Atchison, Amy. 2015. "The Impact of Female Cabinet Ministers on a Female-Friendly Labour Environment." *Journal of Women, Politics & Policy* 36: 388–414.
- Atchison, Amy and Ian Down. 2009. "Women Cabinet Ministers and Female-Friendly Social Policy." *Poverty & Public Policy* 1 (2): 1–23.
- Barnes, Tiffany D. 2016. *Gendering Legislative Behavior*. New York: Cambridge University Press.
- Beckwith, Karen. 2002. "Numbers and Newness: The Descriptive and Substantive Representation of Women." *Canadian Journal of Political Science* 40 (1): 27–49.
- Bird, Karen. 2005. "Gendering Parliamentary Questions." *Political Studies* 7: 353–70.
- Bratton, Kathleen A., and Leonard P. Ray. 2002. "Descriptive Representation, Policy Outcomes, and Municipal Day-Care Coverage in Norway." *American Journal of Political Science* 46 (2): 428. <https://doi.org/10.2307/3088386>.
- Broockman, David E., and Christopher Skovron. 2018. "Bias in Perceptions of Public Opinion among Political Elites." *American Political Science Review* 112 (3): 542–63. <https://doi.org/10.1017/S0003055418000011>.
- Bucchianeri, Peter, Riley Carney, Ryan Enos, Amy Lakeman, and Gabrielle Malina. 2021. "What Explains Local Policy Cleavages? Examining the Policy Preferences of Public Officials at the Municipal Level." *Social Science Quarterly* 102 (6): 2572–760. <https://doi.org/10.1111/ssqu.13039>.
- Bush, Sarah Sunn, and Amanda Clayton. 2023. "Facing Change: Gender and Climate Change Attitudes Worldwide." *American Political Science Review* 117 (2): 591–608.
- Butler, Daniel M., Craig Volden, Adam M. Dynes, and Boris Shor. 2017. "Ideology, Learning, and Policy Diffusion: Experimental Evidence." *American Journal of Political Science* 61(1): 37–49.
- Campbell, Rosie, Sarah Childs, and Joni Lovenduski. 2010. "Do Women Need Women Representatives?" *British Journal of Political Science* 40 (1): 171–94. <https://doi.org/10.1017/S0007123409990408>.
- Caprioli, Mary. 2000. "Gendered Conflict." *Journal of Peace Research* 37 (1): 51–68.
- Caughey, Devin, Tom O'Grady, and Christopher Warshaw. 2019. "Policy Ideology in European Mass Publics." *American Political Science Review* 113 (3): 674–93.
- Clayton, Amanda, and Pär Zetterberg. 2018. "Quota Shocks: Electoral Gender Quotas and Government Spending Priorities Worldwide." *Journal of Politics* 80 (3): 916–32.
- Celis, Karen. 2007. "Substantive Representation of Women: The Representation of Women's Interests and the Impact of Descriptive Representation in the Belgian Parliament (1900–1979)." *Journal of Women, Politics and Policy* 28 (2): 85–114. https://doi.org/10.1300/J501v28n02_04.
- Celis, Karen, and Sarah Childs. 2020. *Feminist Democratic Representation*. Oxford: Oxford University Press.
- Childs, Sarah, and Julie Withey. 2004. "Women Representatives Acting for Women: Sex and the Signing of Early Day Motions in the 1997 British Parliament." *Political Studies* 52: 552–64.
- Clausen, Aage R., Soren Holmberg, and Lance deHaven-Smith. 1983. "Contextual Factors in the Accuracy of Leader Perceptions of Constituents' Views." *The Journal of Politics* 45 (2): 449–72. <https://doi.org/10.2307/2130134>.
- Clayton, Amanda, Cecilia Josefsson, Robert Mattes, and Shaheen Mozaffar. 2019. "In Whose Interest? Gender and Mass–Elite Priority Congruence in Sub-Saharan Africa." *Comparative Political Studies* 52 (1): 69–101. <https://doi.org/10.1177/0010414018758767>.
- Dingler, Sarah C., Corinna Kroeber, and Jessica Fortin-Rittberger. 2019. "Do Parliaments Underrepresent Women's Policy Preferences? Exploring Gender Equality in Policy Congruence in

- 21 European Democracies." *Journal of European Public Policy* 26 (2): 302–21. <https://doi.org/10.1080/13501763.2017.1423104>.
- Dovi, Suzanne. 2007. *The Good Representative*. Malden, MA: Blackwell Publishing.
- Eagly, Alice H., and Steven J. Karau. 2002. "Role Congruity Theory of Prejudice Toward Female Leaders." *Psychological Review* 109 (3): 573–98. <https://doi.org/10.1037//0033-295X.109.3.573>
- Einstein, Katherine Levine, and David M. Glick. 2018. "Mayors, Partisanship, and Redistribution: Evidence Directly from U.S. Mayors." *Urban Affairs Review* 54 (1): 74–106. <https://doi.org/10.1177/1078087416674829>.
- Erzeel, Silvia. 2012. "Women's Substantive Representation in the Belgian Chamber of Representatives: Testing the Added Value of a 'Claims-Making' Approach." *World Political Science* 8 (1): 28–47. <https://doi.org/10.1515/wpsr-2012-0009>.
- Erickson, Linda and Brenda O'Neill. 2002. "The Gender Gap and the Changing Woman Voter in Canada." *International Political Science Review* 23 (4): 373–392. <https://doi.org/10.1177/0192512102023004003>.
- Escobar-Lemmon, Maria C., and Michelle Taylor-Robinson, eds. 2014. *Representation: The Case of Women*. New York: Oxford University Press.
- Franceschet, Susan, and Jennifer M. Piscopo. 2008. "Gender Quotas and Women's Substantive Representation: Lessons from Argentina." *Politics & Gender* 4 (3): 393–425. <https://doi.org/10.1017/S1743923X08000342>.
- Franceschet, Susan. 2011. "Gendered Institutions and Women's Substantive Representation: Female Legislators in Argentina and Chile." In *Gender, Politics, and Institutions: Towards a Feminist Institutionalism*, eds. Mona Lena Krook and Fiona Mackay, 58–78. London: Palgrave Macmillan.
- Franceschet, Susan, Mona Lena Krook, and Jennifer M. Piscopo (eds). 2012. *The Impact of Gender Quotas*. New York: Oxford University Press.
- Gidengil, Elisabeth, André Blais, Richard Nadeau, and Neil Nevitte. 2003. "Women to the Left? Gender Differences in Political Beliefs and Policy Preferences." In *Women and Electoral Politics in Canada*, eds. Manon Tremblay and Linda Trimble, 140–59. Toronto: Oxford University Press.
- Gidengil, Elisabeth, Matthew Hennigar, André Blais and Neil Nevitte. 2005. "Explaining The Gender Gap in Support for the New Right: The Case of Canada." *Comparative Political Studies* 38 (10): 1171–1195.
- Hedlund, Ronald D., and H. Paul Friesema. 1972. "Representatives' Perceptions of Constituency Opinion." *The Journal of Politics* 34 (3): 730–52. <https://doi.org/10.2307/2129280>.
- Hertel-Fernandez, Alexander, Matto Mildenerberger, and Leah C. Stokes. 2019. "Legislative Staff and Representation in Congress." *American Political Science Review* 113 (1): 1–18. <https://doi.org/10.1017/S0003055418000606>.
- Holmberg, Sören. 1999. "Wishful Thinking Among European Parliamentarians." In *Political Representation and Legitimacy in the European Union*, edited by Hermann Schmitt and Jacques Thomassen, 1st ed., 235–52. Oxford University Press/Oxford. <https://doi.org/10.1093/0198296614.003.0011>.
- Huddy, Leonie, and Nayda Terkildsen. 1993. "The Consequences of Gender Stereotypes for Women Candidates at Different Levels and Types of Office." *Political Research Quarterly* 37 (1): 119–47. <https://doi.org/10.2307/2111526>
- Inglehart, Ronald, and Pippa Norris. 2000. "The Developmental Theory of the Gender Gap: Women's and Men's Voting Behaviour in Global Perspective." *International Political Science Review* 21 (4): 441–63.
- Iversen, Torben, and Frances Rosenbluth. 2006. "The Political Economy of Gender: Explaining Cross-National Variation in the Gender Division of Labor and the Gender Voting Gap." *American Journal of Political Science* 50 (1): 1–19.
- Kalla, Joshua, and Ethan Porter. 2019. "Correcting Bias in Perceptions of Public Opinion among American Elected Officials: Results from Two Field Experiments." *British Journal of Political Science* 51 (4): 1792–1800. <https://doi.org/10.31219/OSF.IO/C2SP6>.
- Kathlene, Lyn. 1995. "Alternative Views of Crime: Legislative Policymaking in Gendered Terms." *Journal of Politics* 57 (3): 696–723.
- Kittilson, Miki Caul. 2008. "Representing Women: The Adoption of Family Leave in Comparative Perspective." *Journal of Politics* 70 (2): 323–34. <https://doi.org/10.1017/S002238160808033X>.

- Koch, Michael T., and Sarah A. Fulton. 2011. "In the Defense of Women: Gender, Officeholding, and National Security Policy in Established Democracies." *Journal of Politics* 73 (1): 1–16.
- Lee, Nathan, Brendan Nyhan, Jason Reifler, and D. J. Flynn. 2021. "More Accurate, but No Less Polarized: Comparing the Factual Beliefs of Government Officials and the Public." *British Journal of Political Science* 51 (3): 1315–22.
- Lizotte, Mary-Kate. 2020. *Gender Differences in Public Opinion: Values and Political Consequences*. Philadelphia: Temple University Press.
- Lucas, Jack. 2024 *Ideology in Canadian Municipal Politics*. Toronto: University of Toronto Press.
- Lucas, Jack, and David A. Armstrong. 2021. "Policy Ideology and Local Ideological Representation in Canada." *Canadian Journal of Political Science* 54 (4): 959–76. <https://doi.org/10.1017/S0008423921000652>.
- Lucas, Jack, Peter Loewen, and Lior Sheffer. 2022. "Pathways to Substantive Representation: Congruence and Knowledge in Politicians' Perceptions of Public Opinion." Unpublished Manuscript
- Lovenduski, Joni, and Pippa Norris. 2003. "Westminster Women: The Politics of Presence." *Political Studies* 51 (1): 84–102. <https://doi.org/10.1111/1467-9248.00414>.
- Mansbridge, Jane. 1999. "Should Blacks Represent Blacks and Women Represent Women? A Contingent 'Yes.'" *Journal of Politics* 61 (3): 628–57. <https://doi.org/10.2307/2647821>.
- Mansbridge, Jane. 2003. "Rethinking Representation." *American Political Science Review* 97 (4): 515–28. <https://doi.org/10.1093/screen/27.5.16>.
- Miller, Warren E., and Donald E. Stokes. 1963. "Constituency Influence in Congress." *American Political Science Review* 57 (1): 45–56.
- Norris, Pippa and Joni Lovenduski. 2004. "Why Parties Fail to Learn: Electoral Defeat, Selective Perception and British Party Politics." *Party Politics* 10 (1): 85–104. <https://doi.org/10.1177/1354068804039122>
- O'Brien, Diana, and Jennifer M. Piscopo. 2018. "The Impact of Women in Parliament." In *The Palgrave Handbook of Women's Political Rights*, eds. Susan Franceschet, Mona Lena Krook, and Netina Tan, 53–72. London: Palgrave Macmillan.
- Pereira, Miguel M. 2021. "Understanding and Reducing Biases in Elite Beliefs about the Electorate." *American Political Science Review* 115 (4): 1308–24. <https://doi.org/10.1017/s000305542100037x>.
- Phillips, Anne. 1995. *The Politics of Presence*. New York: Clarendon Press.
- Pilet, Jean-Benoit et al. 2023. "Do Politicians Outside the United States Also Think Voters Are More Conservative than They Really Are?" *American Political Science Review*: 1–9. <https://doi.org/10.1017/S0003055423000527>.
- Poggione, Sarah. 2004. "Exploring Gender Differences in State Legislators' Policy Preferences." *Political Research Quarterly* 57 (2): 305–14.
- Reher, Stephanie. 2018. "Gender and Opinion-Policy Congruence in Europe." *European Political Science Review* 10 (4): 613–35.
- Shapiro, Robert Y., and Harpreet Mahajan. 1986. "Gender Differences in Policy Preferences: A Summary of Trends from the 1960s to the 1980s." *The Public Opinion Quarterly* 50 (1): 42–61.
- Schwindt-Bayer, Leslie A., and William Mishler. 2005. "An Integrated Model of Women's Representation." *Journal of Politics* 67 (2): 407–28. <https://doi.org/10.1111/j.1468-2508.2005.00323.x>.
- Schwindt-Bayer, Leslie A. 2010. *Political Power and Women's Representation in Latin America*. Oxford: Oxford University Press.
- Schwindt-Bayer, Leslie A. 2012. *Political Power and Women's Representation in Latin America*. New York: Oxford University Press.
- Sevenans, Julie, Karolin Soontjens, and Stefaan Walgrave. 2022. "Inequality in the Public Priority Perceptions of Elected Representatives." *West European Politics* 45 (5): 1057–80.
- Sheffer, Lior. 2019. "Political Accountability, Legislator Gender, and the Status Quo Bias." *Politics & Gender* 17 (3): 365–401.
- Swers, Michele L. 1998. "Are Women More Likely to Vote for Women's Issue Bills than Their Male Colleagues?" *Legislative Studies Quarterly* 23 (3): 435–48. <https://doi.org/10.2307/440362>.
- Tremblay, Manon. 1998. "Do Female MPs Substantively Represent Women? A Study of Legislative Behavior in Canada's 35th Parliament." *Canadian Journal of Political Science* 31 (3): 435–65.

- Varone, Frédéric, and Luzia Helfer. 2022. "Understanding MPs' perceptions of party voters' opinion in Western democracies." *West European Politics* 45 (5): 1033–56. <https://doi.org/10.1080/01402382.2021.1940647>.
- Walgrave, Stefaan, Karolin Soontjens, and Julie Sevenans. 2022. *Politicians' Reading of Public Opinion and Its Biases*. Oxford, United Kingdom; New York, NY: Oxford University Press.
- Walgrave, Stefaan, Arno Jansen, Julie Sevenans, Karolin Soontjens, Jean-Benoit Pilet, Nathalie Brack, Frederic Varone, et al. 2023. "Inaccurate Politicians. Elected Representatives' Estimations of Public Opinion in Five Countries." *Journal of Politics* 85 (1): 209–22. <https://doi.org/10.1086/722042>
- Wängnerud, Lena. 2000. "Testing the Politics of Presence: Women's Representation in the Swedish Rikstag." *Scandinavian Political Studies* 23 (1): 67–91.
- Wiener, Elizabeth. 2022. "Which Women, Exactly? Examining Gender Gaps in Legislator Responsiveness to Women's Issue Advocacy through an Intersectional Lens." *Journal of Women, Politics, and Policy* 43 (1): 82–94.

Susan Franceschet is Professor of Political Science at the University of Calgary: sfrances@ucalgary.ca

Jack Lucas is Professor of Political Science at the University of Calgary: jack.lucas@ucalgary.ca

Erica Rayment is Assistant Professor of Political Science at the University of Calgary: erica.rayment@ucalgary.ca

Cite this article: Franceschet, Susan, Jack Lucas, and Erica Rayment. 2024. "Do Women Politicians Know More about Women's Policy Preferences? Evidence from Canada." *Politics & Gender* 1–19. <https://doi.org/10.1017/S1743923X24000060>