

The Journal of Laryngology and Otology

EDITED BY
WALTER HOWARTH

ASSISTANT EDITOR
G. H. BATEMAN

Contents

SURGICAL TREATMENT IN ATRAUMATIC FACIAL PALSIES	KARSTEN KETTEL ✓
FUNDAMENTALS AND TASKS OF PLASTIC SURGERY IN OPERATION FOR RESTORATION OF HEARING	H. WULLSTEIN ✓
THE PROBLEM OF THE MASTOID SEGMENT AFTER TYMPANOPLASTY	PHILIP H. BEALES ✓
THE PROBLEM OF THE MASTOID SEGMENT AFTER TYMPANOPLASTY	WILFRED HYNES ✓
MODERN MASKING TECHNIQUES AND THEIR APPLICATION TO THE DIAGNOSIS OF FUNCTIONAL DEAF- NESS	J. D. HOOD
NEWER TOPICAL ANTIBIOTICS IN OTITIS EXTERNA	ROBERT AKROYD
CLINICAL RECORDS—	
A CASE OF VESTIBULAR FAILURE AFTER STREP- TOMYCIN	R. R. A. COLES
A FURTHER CASE OF CASEOUS RHINITIS	ALEX R. HARPER ✓
BILATERAL HAEMOTYMPANUM FOLLOWING SEP- TUM OPERATION	RALPH D. STRIDE ✓
ELEVEN YEARS OF EXTERNAL OTITIS SECONDARY TO A MATCHSTICK	RALPH D. STRIDE ✓
CLINICAL NOTE—	
X-RAY DIAGNOSIS OF CHOLESTEATOMA	B. HARDCASTLE ✓
OBITUARY: MR. H. S. BARWELL	
GENERAL NOTES	

London

Headley Brothers Ltd

109 Kingsway WC2

Annual Subscription £4/4/0 net, U.S.A. \$13

Monthly, 10/- net post free

The Journal of Laryngology and Otology

(FOUNDED in 1887 by MORELL MACKENZIE and NORRIS WOLFENDEN)

EDITED BY
WALTER HOWARTH

ASSISTANT EDITOR
G. H. BATEMAN

1. Original Articles are accepted on the condition that they have not been published elsewhere.

2. Manuscripts should be typewritten, on one side only of the paper, and well spaced. Captions to illustrations should be typed on a separate sheet and sent at the same time as original photographs, etc.

The Harvard system of recording references should be used, e.g. GREEN, C., and BROWN, D. (1951) *J. Laryng.*, 65, 33. Abbreviations of Journals should follow the style recommended in *World Medical Periodicals*, published by World Health Organization 1952.

It is most important that authors should verify *personally* the accuracy of every reference before submitting a paper for publication.

3. Galley proofs and engraver's proofs of illustrations are sent to the author. Corrections, which should be kept to a minimum, must be clearly marked, and no extra matter added. Proofs should be returned within 5 days.

4. Illustration blocks are provided free up to the limit of £10 per article; beyond this authors are expected to pay half the cost. Coloured illustrations will be charged in full to authors.

Blocks will normally be held by the Printers for three years after which they will be destroyed. Any author who has borne a part of the cost of his blocks is entitled to have these returned to him, but a request for this must be sent within three years of the appearance of the article, to HEADLEY BROTHERS LTD., 109 Kingsway London, WC2.

5. Orders for reprints should be sent when returning galley proofs, and for this purpose special forms are supplied.

6. Authors of original communications on Oto-Laryngology in other journals are invited to send a copy, or two reprints, to the *Journal of Laryngology*. If they are willing, at the same time, to submit their own abstract (in English, French, Italian, or German) it will be welcomed.

7. Editorial communications may be addressed to THE EDITOR, *Journal of Laryngology*, c/o HEADLEY BROTHERS LTD., 109 Kingsway, London, WC2.

8. The annual subscription is four guineas sterling (U.S.A. \$13) post free, and is payable in advance.


9. Single copies will be on sale at 10s. od. each; copies of parts up to Vol. LXIII may be purchased at 4s. each.

10. All subscriptions, advertising and business communications should be sent to the publishers, HEADLEY BROTHERS LTD., 109 KINGSWAY LONDON, WC2.

United States of America

Orders for this *Journal* may be sent through local bookseller, or to STECHERT-HAFNER, INC., 31-35 East 10th Street, New York, or direct to the publishers, HEADLEY BROTHERS LTD., 109 KINGSWAY LONDON, WC2, England.

**When a
hearing
aid is
advised . .**



**. . you may confidently
recommend your patients
to S. C. INGRAM**

- ★ They can try the different makes of hearing aids
- ★ They get impartial advice on all makes of hearing aids
- ★ Their personal needs are given individual and continued attention
- ★ A full report on each fitting recommended is sent to the patient's ear specialist
- ★ They can compare at one consultation the different makes one with another

S. C. INGRAM Independent Hearing Aid Consultant
On the approved List of the National Institute for the Deaf
2 SHEPHERD STREET, SHEPHERD MARKET, LONDON, W.1
Hyde Park 9042

Please mention *The Journal of Laryngology and Otology* when replying to advertisements

EAR WAX

Removed this easy way

The removal of wax from the external auditory meatus has, in the past, normally entailed attendance by the patient for diagnosis and for the prescription of a suitable loosening agent, and a second attendance a few days later for syringing.

Now, by the use of Cerumol Ear Drops, wax can be removed in most cases at one visit. A few drops of Cerumol can be instilled into the ear and, while another patient is being attended to, the soft cerumen dissolves and the harder wax disimpacts. The wax can then be removed by gentle syringing or with cotton wool. The wax may even be found to run out of the ear on its own accord, in which case patients themselves may instil

Cerumol at home, obviating further attendances. Cerumol is anti-bacterial, non-irritating and harmless to the lining of the external auditory meatus or the tympanic membrane.

Cerumol is included in Category No. 4 of the M.O.H. classified list and may be prescribed on N.H.S. Form E.C.¹⁰



CERUMOL
REGD TRADE MARK

EAR DROPS

for the easier removal of wax

If you wish to test for yourself and have not received recently a 10. c.c. vial please write or telephone direct to:


LABORATORIES FOR APPLIED BIOLOGY LTD.,
91, AMHURST PARK, LONDON, N.16 Tel.: STA 2252

*PACKS For Surgery Use :
10 c.c. vial — separate
dropper included
(Basic N.H.S. price 2/8)
for Hospital Use: 2 oz.
and 10 oz. bottles.*

Please mention *The Journal of Laryngology and Otology* when replying to advertisements

In schools for the DEAF— multitone Telesonic INDUCTION LOOP SYSTEM brings new advantages

- 1 Can be installed in adjoining classrooms without risk of 'spill over'.
- 2 Combines good hearing with complete freedom of movement. Unaffected by distance between pupil and teacher.
- 3 Clear speech at high amplification.
- 4 Any number of pupils may use the same installation.
- 5 The child can use the instrument as a normal hearing aid outside school.



The Kindergarten Class at the London Residential School for Jewish Deaf Children where all classrooms have been installed with the Multitone Telesonic Induction Loop System

Write for further details to:

multitone

ELECTRIC COMPANY LTD., 12-20 UNDERWOOD STREET, LONDON, N. I.

CRC M22

Please mention *The Journal of Laryngology and Otology* when replying to advertisements

POST-TONSILLECTOMY COMFORT

Immediate pain relief—Speedier Convalescence

The pain of traumatized tissues following tonsillectomy, demands its own relief—and points the need for analgesia that quickly reaches the irritated area.

ASPERGUM provides 'salivary analgesia' through the simple act of chewing—it brings pain-relieving acetylsalicylic acid into *intimate* and *prolonged* contact with the tonsillar

region, seldom reached even intermittently by gargling. The rhythmic stimulation of muscular action also aids in relieving local spasticity & stiffness: more rapid tissue repair is promoted. Each pleasantly flavoured chewing gum tablet provides $3\frac{1}{2}$ grains acetylsalicylic acid, permitting frequent use. Particularly suitable for children.

Aspergum

 (Category 3)

**for more than two decades a dependable
and welcome aid to patient-comfort**

Ethically promoted in packages of 16 tablets and moisture proof bottles of 36 and 250

WHITE LABORATORIES LTD., 428, SOUTHCROFT ROAD, LONDON, S.W.16

THE LARYNGOSCOPE

A Monthly Journal
devoted to the disease of
EAR, NOSE AND THROAT

*Official organ for the American Laryngological
Rhinological and Otological Society*

Price \$14.00 per year

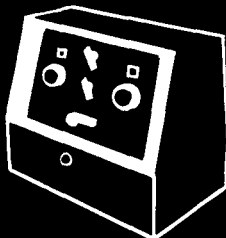
Canada \$13.00 per year

MAX A. GOLDSTEIN, M.D.
FOUNDER

THEODORE E. WALSH, M.D.
EDITOR

640 SOUTH KINGSHIGHWAY
SAINT LOUIS 10, MO.

Please mention *The Journal of Laryngology and Otology* when replying to advertisements



F W N

**MODEL 81
AUDIOMETER**

For the first time it is now possible, with a compact and simple audiometer, to obtain accurate and reliable air and bone conduction measurements—even in cases of severe unilateral deafness.

This exclusive-featured audiometer is Amplivox Model 81, the outcome of many years' research and experience in the field of audiometry. In its development, considerable emphasis has been placed on simplicity of operation and long-term stability.

- * Filtered White Noise masking excludes all unwanted frequencies except the critical band around the pure tone frequency in use. This permits high masking intensities to be used without discomfort and fatigue to the subject under test.

Only Amplivox Model 81 Audiometer has these features:

- * Threshold calibration to British or American Standards.
- * Filtered White Noise masking tone to 5% band width above and below frequency being tested.
- * Insert-type earphone for masking increases inter-aural attenuation to 90dB.
- * Indicator light signals when controls are wrongly set for a particular test—also monitors speech level.

All enquiries to:

AMPLIVOX LIMITED

Medical Acoustic Division,
80 New Bond Street, London, W.1.
Telephone: HYD 9888

Please mention *The Journal of Laryngology and Otology* when replying to advertisements

The Journal of Laryngology and Otology

CONTENTS

	PAGE
SURGICAL TREATMENT IN ATRAUMATIC FACIAL PALSIES. Karsten Kettel (Hillerød, Denmark)	491
FUNDAMENTALS AND TASKS OF PLASTIC SURGERY IN OPERATION FOR RESTORATION OF HEARING. Professor H. Wullstein (Würzburg, Germany)	515
THE PROBLEM OF THE MASTOID SEGMENT AFTER TYMPANOPLASTY. Philip H. Beales (Doncaster)	527
THE PROBLEM OF THE MASTOID SEGMENT AFTER TYMPANOPLASTY. Wilfred Hynes (Sheffield)	532
MODERN MASKING TECHNIQUES AND THEIR APPLICATION TO THE DIAGNOSIS OF FUNCTIONAL DEAFNESS. J. D. Hood (London)	536
NEWER TOPICAL ANTIBIOTICS IN OTITIS EXTERNA. Robert Akroyd (Oxford)	544
CLINICAL RECORDS—	
A Case of Vestibular Failure after Streptomycin. R. R. A. Coles, Surgeon Lieutenant, R.N.	555
A Further Case of Caseous Rhinitis. Alex R. Harper (Glasgow)	560
Bilateral Haemotympanum following Septum Operation. Ralph D. Stride (Edinburgh)	562
Eleven Years of External Otitis Secondary to a Matchstick. Ralph D. Stride (Edinburgh)	563
CLINICAL NOTE—	
X-ray Diagnosis of Cholesteatoma. B. Hardcastle (York)	564
OBITUARY: Mr. H. S. Barwell	569
GENERAL NOTES	570

For Advertisement space in this Journal apply to:
HEADLEY BROTHERS Ltd, 109 Kingsway London WC 2