



# Evomatic® 8000

**- completely integrated system  
for evoked potential testing**

- ★ Galvanically isolated patient unit
- ★ One preamplifier for each electrode
- ★ Fully computerized operation
- ★ Powerful signal averaging and data processing
- ★ 60 user-defined programs stored on one disc
- ★ Color display combined with finger-touch operation
- ★ 1000 points per channel with 12-bit resolution
- ★ Multi-functioning stimulators for auditory, visual and somatosensory evoked
- ★ Storage of full patient journal including curves, patient data and text
- ★ Eight color plotter printouts
- ★ Built-in IEEE-488 interface
- ★ Expandable from 1 to 8 channels
- ★ Designed for ease of operation



## NEUROMUSCULAR FELLOWSHIP

At least 1 year, beginning in July 1986. Comprehensive experience in clinical, electrophysiological, morphological and animal research aspects of neuromuscular disease at University and Victoria Hospitals. Salary through grant support based on research project.

Send Curriculum Vitae and three references to:

Dr. T.E. Feasby,  
Department of Clinical Neurological Sciences,  
The University of Western Ontario,  
University Hospital,  
P.O. Box 5339, Stn. A.,  
London, Ontario, Canada  
N6A 5A5

## Behavioural Neurology Fellowship

Available January 1, 1986

One year comprehensive clinical training program in Behavioural Neurology on 20 bed Neurobehavioural Unit at Baycrest Centre For Geriatric Care. Research opportunities available.

Reply with CV to:

Dr. Morris Freedman  
Mount Sinai Hospital  
Suite 433  
600 University Avenue  
Toronto, Ontario  
Canada M5G 1X5

## Neuropathologist

A senior faculty position is available in the Department of Pathology (Division of Neuropathology) at the Toronto Western Hospital, a major teaching hospital of the University of Toronto. This is a second Neuropathology position, newly created, to allow development of a strong research program in Neuropathology. A milieu for interactive research is provided by a large group of basic and clinical neuroscientists, now established at the hospital. The position calls for an individual with well-developed leadership skills and a commitment to academic neuropathology.

The level of academic appointment and salary are dependent upon qualification and experience. In accordance with Canadian immigration requirements, preference will be given to Canadian citizens and landed immigrants. Application should include a curriculum vitae, a summary of research interests, and the names of four references.

They should be submitted to:


Mr. C. Hunt  
President  
Toronto Western Hospital  
399 Bathurst Street  
Toronto, Ontario  
M5G 2S8

### ADVERTISER'S INDEX

- Abbot Laboratories (Epival) — xix, xx  
Ciba/Geigy  
Lioresol — x, xv  
Tegretol — obc, ix  
Dantec Electronics Ltd.  
Evomatic 8000 — xvi  
Neuromatic 2000 — viii  
Dr. Morris Freedman, M.D. (Classified) — xvii  
Nicolet Instrument Canada Inc. — xi  
Parke-Davis Canada Inc. (Dilantin) — ibc, xii  
Sunnybrook Hospital (Classified) — xii  
Sandoz Canada Inc.  
Cafegot — xiv  
Fiorinal — vii  
Parlodel — ifc, ii, iii, iv  
Toronto Western Hospital (Classified) — xvii  
University Hospital (Classified) — xvii  
Unimed Pharmaceutical (Serc) — vi  
University of Calgary (Classified) — xvi  
Wild Lietz (M600) Series — xiii

**Enteric-coated**  
**Epival**<sup>®</sup>  
divalproex sodium

**Now indicated for generalized seizures  
with tonic-clonic manifestations**



Epival, an anticonvulsant recognized in the treatment of absence, has now been approved for primary generalized seizures with tonic-clonic manifestations. This broad spectrum of indications means that Epival can be used solely or adjunctively to help more of your epileptic patients with multiple seizure types which include either absence or tonic-clonic seizures.

Epival is available in enteric-coated tablets that help reduce the risk of poor compliance caused by gastric irritation.<sup>1</sup> Three strengths are available, including a 125-mg tablet that is small enough for children to swallow easily.

in absence or tonic-clonic seizures

**Epival**  
divalproex sodium

**a better life for more epileptic patients**

1. Wilder BJ et al.  
Clin Pharmacol Ther  
1983, (34):450:504.

 PHARMACEUTICAL PRODUCTS DIVISION  
ABBOTT LABORATORIES, LIMITED  
MONTREAL, CANADA

PAAB

MEMBER  
PMAC

\*T M

**ACTION:** Epival (divalproex sodium) has anticonvulsant properties, and is chemically related to valproic acid. Although its mechanism of action has not yet been established, it has been suggested that its activity is related to increased brain levels of gamma-aminobutyric acid (GABA). The effect of the neuronal membrane is unknown. Epival dissociates into valproic acid in the gastrointestinal tract.

Peak serum levels of valproic acid occur in 3 to 4 hours. The serum half-life ( $t_{1/2}$ ) of valproic acid is typically in the range of 6 to 16 hours. Half-lives in the lower part of the above range are usually found in patients taking other anti-epileptic drugs. A slight delay in absorption occurs when the drug is administered with meals but this does not affect the total absorption. Valproic acid is rapidly distributed throughout the body and the drug is strongly bound (90%) to human plasma proteins. Increases in dose may result in decreases in the extent of protein binding and variable changes in valproic acid clearance and elimination. The therapeutic plasma concentration range is believed to be from 50 to 100  $\mu\text{g/mL}$ . Occasional patients may be controlled with serum levels lower or higher than this range. A good correlation has not been established between daily dose, serum level and therapeutic effect.

Elimination of valproic acid and its metabolites occurs principally in the urine, with minor amounts in the feces and expired air. Very little unmetabolized parent drug is excreted in the urine. The principal metabolite formed in the liver is the glucuronide conjugate. See "Metabolism" subsection regarding statement on other metabolites in the urine.

See **WARNINGS** section regarding statement on fatal hepatic dysfunction.

**INDICATIONS AND CLINICAL USE:** Epival (divalproex sodium) is indicated for use as sole or adjunctive therapy in the treatment of simple or complex absence seizures, including petit mal and is useful in primary generalized seizures with tonic-clonic manifestations. Divalproex sodium may also be used adjunctively in patients with multiple seizure types which include either absence or tonic-clonic seizures.

In accordance with the International Classification of Seizures, simple absence is defined as a very brief clouding of the sensorium or loss of consciousness (lasting usually 2-15 seconds) accompanied by certain generalized epileptic discharges without other detectable clinical signs. Complex absence is the term used when other signs are also present.

**CONTRAINDICATIONS:** Epival (divalproex sodium) should not be administered to patients with hepatic disease or significant dysfunction; it is contraindicated in patients with known hypersensitivity to the drug.

**WARNINGS:** Hepatic failure resulting in fatalities has occurred in patients receiving valproic acid. These incidences usually have occurred during the first 6 months of treatment with valproic acid. Serious or fatal hepatotoxicity may be preceded by non-specific symptoms such as loss of seizure control, malaise, weakness, lethargy, anorexia, and vomiting. Patients and parents should be instructed to report such symptoms. Because of the non-specific nature of some of the early signs, hepatotoxicity should be suspected in patients who become unwell, other than through obvious cause, while taking Epival (divalproex sodium).

Liver function tests should be performed prior to therapy and at frequent intervals thereafter especially during the first 6 months. However, physicians should not rely totally on serum biochemistry since these tests may not be abnormal in all instances, but should also consider the results of careful interim medical history and physical examination. Caution should be observed when administering Epival to patients with a prior history of hepatic disease. Patients with various unusual congenital disorders, those with severe seizure disorders accompanied by mental retardation, and those with organic brain disease may be at particular risk.

In high-risk patients it might also be useful to monitor serum fibrinogen and albumin for decrease in concentrations and serum ammonia for increases in concentration. If changes occur, divalproex sodium should be discontinued. Dosage should be titrated to and maintained at the lowest dose consistent with optimal seizure control.

The drug should be discontinued immediately in the presence of significant hepatic dysfunction, suspected or apparent. In some cases, hepatic dysfunction has progressed in spite of discontinuation of drug. The frequency of adverse effects particularly elevated liver enzymes may increase with increasing dose. Therefore, the benefit gained by improved seizure control by increasing the dosage must be weighed against the increased incidence of adverse effects sometimes seen at higher dosages.

**Use in Pregnancy:** According to recent reports in the medical literature, valproic acid may produce teratogenicity in the offspring of human females receiving the drug during pregnancy. The incidence of neural tube defects in the fetus may be increased in mothers receiving valproic acid during the first trimester of pregnancy. Based upon a single report, it was estimated that the risk of valproic acid exposed women having children with spina bilida is approximately 1.2%. This risk is similar to that which applies to non-epileptic women who have had children with neural tube defects (anencephaly and spina bilida). Animal studies have demonstrated valproic acid induced teratogenicity (See "Reproductive Studies" in section on TOXICOLOGY), and studies in human females have demonstrated placental transfer of the drug.

Multiple reports in the clinical literature indicate an association between the use of anti-epileptic drugs and an elevated incidence of birth defects in children born to epileptic women taking such medication during pregnancy. The incidence of

congenital malformations in the general population is regarded to be approximately 2% in children of treated epileptic women, this incidence may be increased 2 to 3-fold. The increase is largely due to specific defects, eg, congenital malformations of the heart, cleft lip and/or palate, and neural tube defects. Nevertheless, the great majority of mothers receiving anti-epileptic medications deliver normal infants.

Data are more extensive with respect to diphenylhydantoin and phenobarbital, but these drugs are also the most commonly prescribed anti-epileptics. Some reports indicate a possible similar association with the use of other anti-epileptic drugs including trimethadione, paramethadione, and valproic acid. However, the possibility also exists that other factors, eg, genetic predisposition or the epileptic condition itself may contribute to or may be mainly responsible for the higher incidence of birth defects.

Anti-epileptic drugs should not be discontinued in patients to whom the drug is administered to prevent major seizures, because of the strong possibility of precipitating status epilepticus with attendant hypoxia and risks to both the mother and the unborn child. With regard to drugs given for minor seizures, the risks of discontinuing medication prior to or during pregnancy should be weighed against the risk of congenital defects in the particular case and with the particular family history.

Epileptic women of child-bearing age should be encouraged to seek the counsel of their physician and should report the onset of pregnancy promptly to him. Where the necessity for continued use of anti-epileptic medication is in doubt, appropriate consultation is indicated.

**Nursing Mothers:** Valproic acid is excreted in breast milk. Concentrations in breast milk have been reported to be 1 to 10% of serum concentrations. As a general rule, nursing should not be undertaken while a patient is receiving Epival (divalproex sodium).

**Fertility:** Chronic toxicity studies in juvenile and adult rats and dogs demonstrated reduced spermatogenesis and testicular atrophy at doses of valproic acid greater than 200 mg/kg/day in rats and 90 mg/kg/day in dogs. Segment I fertility studies in rats have shown that doses up to 350 mg/kg/day for 60 days have no effect on fertility. The effect of Epival (divalproex sodium) and valproic acid on the development of the testes and on sperm production and fertility in humans is unknown.

**LONG-TERM TOXICITY STUDIES IN RATS AND MICE INDICATED A POTENTIAL CARCINOGENIC RISK** (See section on TOXICOLOGY).

**PRECAUTIONS:** Hepatic dysfunction. See **CONTRAINDICATIONS** and **WARNINGS**.

**General:** Because of reports of thrombocytopenia and inhibition of platelet aggregation, platelet counts and bleeding time determination are recommended before instituting therapy and at periodic intervals. It is recommended that patients receiving Epival (divalproex sodium) be monitored for platelet count prior to planned surgery. Clinical evidence of hemorrhage, bruising or a disorder of hemostasis/coagulation is an indication for reduction of Epival (divalproex sodium) dosage or withdrawal of therapy pending investigation. Hyperammonemia with or without lethargy or coma has been reported and may be present in the absence of abnormal liver function tests; if elevation occurs the divalproex sodium should be discontinued.

Because Epival (divalproex sodium) may interact with other anti-epileptic drugs, periodic serum level determinations of concurrently administered anti-epileptics are recommended during the early part of therapy. (See **DRUG INTERACTIONS**.) There have been reports of breakthrough seizures occurring with the combination of valproic acid and phenytoin.

Epival (divalproex sodium) is partially eliminated in the urine as a ketone-containing metabolite which may lead to a false interpretation of the urine ketone test.

There have been reports of altered thyroid function tests associated with valproic acid; the clinical significance of these is unknown.

**Driving and Hazardous Occupations:** Epival (divalproex sodium) may produce CNS depression, especially when combined with another CNS depressant, such as alcohol. Therefore, patients should be advised not to engage in hazardous occupations, such as driving a car or operating dangerous machinery, until it is known that they do not become drowsy from the drug.

**Drug Interactions:** Epival (divalproex sodium) may potentiate the CNS depressant action of alcohol.

There is evidence that valproic acid may cause an increase in serum phenobarbital levels by impairment of non-renal clearance. This phenomenon can result in severe CNS depression. The combination of valproic acid and phenobarbital has also been reported to produce CNS depression without significant elevations of barbiturate or valproic acid serum levels. Patients receiving concomitant barbiturate therapy should be closely monitored for neurological toxicity. Serum barbiturate drug levels should be obtained, if possible and the barbiturate dosage decreased, if indicated.

Primidone is metabolized into a barbiturate, and therefore, may also be involved in a similar or identical interaction.

There is conflicting evidence regarding the interaction of valproic acid with phenytoin (See **PRECAUTIONS - General**). It is not known if there is a change in unbound (free) phenytoin serum levels. The dosage of phenytoin should be adjusted as required by the clinical situation.

The concomitant use of valproic acid and clonazepam may produce absence status.

Caution is recommended when divalproex sodium is ad-

ministered with drugs affecting coagulation, eg, acetylsalicylic acid and warfarin (See **ADVERSE REACTIONS**).

**ADVERSE REACTIONS:** The most commonly reported adverse reactions are nausea, vomiting and indigestion. Since valproic acid has usually been used with other anti-epileptics it is not possible in most cases to determine whether the adverse reactions mentioned in this section are due to valproic acid alone or to the combination of drugs.

**Gastrointestinal:** Nausea, vomiting and indigestion are the most commonly reported side effects at the initiation of therapy. These effects are usually transient and rarely require therapy. Diarrhea, abdominal cramps and constipation have also been reported. Anorexia with some weight loss and increased appetite with some weight gain have also been seen.

**CNS Effects:** Sedative effects have been noted in patients receiving valproic acid alone but are found most often in patients on combination therapy. Sedation usually disappears upon reduction of other anti-epileptic medication. Ataxia, headache, nystagmus, diplopia, asterixis, "spots before the eyes", tremor, dysarthria, dizziness, and incoordination have rarely been noted. Rare cases of coma have been reported in patients receiving valproic acid alone or in conjunction with phenobarbital.

**Dermatologic:** Transient increases in hair loss have been observed. Skin rash and pelecchia have rarely been noted.

**Endocrine:** There have been reports of irregular menses and secondary amenorrhea in patients receiving valproic acid.

Abnormal thyroid function tests have been reported (See **PRECAUTIONS**).

**Psychiatric:** Emotional upset, depression, psychosis, aggression, hyperactivity and behavioural deterioration have been reported.

**Musculoskeletal:** Weakness has been reported.

**Hematopoietic:** Thrombocytopenia has been reported. Valproic acid inhibits the second phase of platelet aggregation (See **PRECAUTIONS**). This may be reflected in altered bleeding time, bruising, hematoma formation and frank hemorrhage have been reported. Relative lymphocytosis and hypobrominemia have been noted. Leukopenia and eosinophilia have also been reported. Anemia and bone marrow suppression have been reported.

**Hepatic:** Minor elevations of transaminases (eg, SGOT and SGPT) and LDH are frequent and appear to be dose related. Occasionally, laboratory tests also show increases in serum bilirubin and abnormal changes in other liver function tests. These results may reflect potentially serious hepatotoxicity (See **WARNINGS**).

**Metabolic:** Hyperammonemia (See **PRECAUTIONS**). Hyperglycinemia has been reported and associated with a fatal outcome in a patient with pre-existing non-ketotic hyperglycinemia.

**Pancreatic:** There have been reports of acute pancreatitis occurring in association with therapy with valproic acid.

**SYMPTOMS AND TREATMENT OF OVERDOSAGE:** In a reported case of overdosage with valproic acid after ingesting 36 g in combination with phenobarbital and phenytoin, the patient presented in deep coma. An EEG recorded diffuse slowing, compatible with the state of consciousness. The patient made an uneventful recovery.

Naloxone has been reported to reverse the CNS depressant effects of valproic acid overdosage.

Because naloxone could theoretically also reverse the anti-epileptic effects of Epival, it should be used with caution.

Since Epival tablets are enteric-coated, the benefit of gastric lavage or emesis will vary with the time since ingestion. General supportive measures should be applied with particular attention to the prevention of hypovolemia and the maintenance of adequate urinary output.

**DOSE AND ADMINISTRATION:** Epival (divalproex sodium) is administered orally. The recommended initial dosage is 15 mg/kg/day, increasing at one week intervals by 5 to 10 mg/kg/day until seizures are controlled or side effects preclude further increases.

The maximal recommended dosage is 60 mg/kg/day. When the total daily dose exceeds 125 mg, it should be given in a divided regimen (See Table).

The frequency of adverse effects (particularly elevated liver enzymes) may increase with increasing dose. Therefore, the benefit gained by improving seizure control must be weighed against the increased incidence of adverse effects.

**Table of Initial Doses by Weight (based on 15 mg/kg/day)**

Weight kg	lb	Total daily dose (mg)	Dosage (mg)		
			Dose 1	Dose 2	Dose 3
10-24.9	22-54.9	250	125	0	125
25-39.9	55-87.9	500	250	0	250
40-59.9	88-131.9	750	250	250	250
60-74.9	132-164.9	1,000	250	250	500
75-89.9	165-197.9	1,250	500	250	500

As the dosage of divalproex sodium is raised, blood levels of phenobarbital and/or phenytoin may be affected (See **PRECAUTIONS**).

Patients who experience GI irritation may benefit from administration of the drug with food or by a progressive increase of the dose from an initial low level. **The tablets should be swallowed without chewing.**

**AVAILABILITY:** Epival (divalproex sodium) enteric-coated tablets are available as salmon-pink colored tablets of 125 mg; peach-colored tablets of 250 mg; lavender-colored tablets of 500 mg. Supplied in bottles of 100 tablets.

# ANOTHER UNEVENTFUL DAY.



## DILANTIN

(phenytoin)

*Start with it. Stay with it.*

DILANTIN\* (phenytoin) is a drug of first choice for controlling generalized tonic clonic seizures.

No other antiepileptic is more widely prescribed.<sup>1</sup>

No other antiepileptic has been the subject of more extensive clinical studies<sup>2</sup>

And no other antiepileptic boasts a more simplified medication schedule.

The slow absorption of Dilantin Capsules allows a single daily dose for maintenance therapy in many adults, once the divided dose of three 100 mg capsules has adequately controlled seizures.

References: 1. CDTI 2. Goodman and Gilman, Sixth Edition.

### PARKE-DAVIS

Parke-Davis Canada Inc., Scarborough, Ontario



\*Reg. T.M. Parke, Davis & Company, Parke-Davis Canada Inc., auth. user





# New **Tegretol**<sup>®</sup> **Chewtabs**<sup>™</sup> (carbamazepine)

## 100mg and 200mg\*

- the only chewable carbamazepine
- easier titration for both children and adults
- increased convenience provided by an easily administered chewable formulation
- improved compliance arising from a pleasant tasting cherry-mint flavour

*Now indicated in children aged 6 years and over*



**Geigy**

Mississauga, Ontario  
L5N 2W5

<https://doi.org/10.1017/S0317167110047021> Published online by Cambridge University Press

PAAB  
CCPP

G-5088