

Does Public Diplomacy Sway Foreign Public Opinion? Identifying the Effect of High-Level Visits

BENJAMIN E. GOLDSMITH *The Australian National University*

YUSAKU HORIUCHI *Dartmouth College*

KELLY MATUSH *Florida State University*

Although many governments invest significant resources in public-diplomacy campaigns, there is little well-identified evidence of these efforts' effectiveness. We examine the effects of a major type of public diplomacy: high-level visits by national leaders to other countries. We combine a dataset of the international travels of 15 leaders from 9 countries over 11 years, with worldwide surveys administered in 38 host countries. By comparing 32,456 respondents interviewed just before or just after the first day of each visit, we show that visiting leaders can increase public approval among foreign citizens. The effects do not fade away immediately and are particularly large when public-diplomacy activities are reported by the news media. In most cases, military capability differentials between visiting and host countries do not appear to confer an advantage in the influence of public diplomacy. These findings suggest that public diplomacy has the potential to shape global affairs through soft power.

INTRODUCTION

Many governments invest significant resources to communicate with foreign citizens.¹ This type of government-sponsored communication, often called “public diplomacy,” represents a prominent component of states' overall foreign policy today. Their endeavors are intended to shape global affairs through improving the perceptions of their leaders, country, people, and core values and increasing support for specific policies. But can governments actually sway the opinion of foreign citizens with such diplomatic efforts?

The study of public diplomacy has bloomed into a substantial literature: an expanding number of academics, along with the high-level officials engaging in public diplomacy, see international public engagement as crucial to achieving a state's foreign policy goals (e.g., Hartig 2016; Mor 2006; Peterson 2002; Wilson 2008). However, other scholars dismiss diplomatic outreach to public audiences, claiming that it lacks credibility, delivers no tangible benefits, or is merely a performance


for the benefit of domestic audiences (Darnton 2020; Edelstein and Krebs 2005; Hoffman 2002). It is often portrayed as irrelevant to important outcomes in international relations (Cohen 2017).²

Despite these competing claims, there is surprisingly little well-identified evidence about the effectiveness of public diplomacy. In this article, we investigate a fundamental but inadequately scrutinized question about a central causal assumption: *whether public diplomacy can, indeed, shape foreign public opinion*. To bridge the divide between advocates and naysayers, and to understand the influence of strategic transnational communication in modern international relations, it is essential to determine whether public diplomacy actually sways foreign public opinion.

To answer this question, we emphasize the importance of expanding the scope of public diplomacy studies. The broader literature on “soft power” (Nye 2008), almost invariably taken as the appropriate framework for understanding public diplomacy, is U.S.-centric in its theoretical exposition. Empirical studies also tend to be based on single countries, most often the U.S., or at most a few cases (Ciftci and Tezcür 2016; Heng 2010; Köse, Özcan, and Karakoç 2016; Sun 2013). This focus on single-country studies and American soft power does not allow us to answer even basic theoretical questions about the general use of public diplomacy. For example, questions about U.S.-China soft-power competition (Gill and Huang 2006; Scott 2015; Shambaugh 2015; Wang 2008) or the influence of “South-South” public

Benjamin E. Goldsmith , Professor, School of Politics and International Relations, The Australian National University, ben.goldsmith@anu.edu.au.

Yusaku Horiuchi , Professor of Government and Mitsui Professor of Japanese Studies, Department of Government, Dartmouth College, yusaku.horiuchi@dartmouth.edu.

Kelly Matush , Assistant Professor, Department of Political Science, Florida State University, kmatush@fsu.edu.

Received: September 03, 2020; revised: February 10, 2021; accepted: April 26, 2021. First published online: June 07, 2021.

¹ See, for example, the U.S. Advisory Commission on Public Diplomacy's *Comprehensive Annual Reports on Public Diplomacy and International Broadcasting*, available at <https://www.state.gov/reports-u-s-advisory-commission-on-public-diplomacy/> (last accessed on February 6, 2021).

² Widely used international relations textbooks and encyclopedias give little attention or weight to public diplomacy. We find no mention of public diplomacy in *The Oxford Handbook of International Relations* (Reus-Smit and Snidal 2008). An authoritative U.S. foreign policy textbook, *The Politics of United States Foreign Policy*, only added a section on public diplomacy in the most recent edition (Rosati and Scott 2020).

diplomacy (Bry 2017) cannot be well-addressed empirically without a general understanding of the efficacy of public diplomacy across countries.

We use two extensive datasets to examine the effect of a major and ubiquitous tool of public diplomacy: high-level political leaders' visits to other countries (d'Hooghe 2015, 147; Wiseman 2019, 139). We first collected data on the visits of 15 leaders from nine countries to 38 host countries over 11 years. Next, we combined this dataset on leader visits with individual-level data from the Gallup World Poll (GWP), exploiting the fact that a considerable number of the surveys happened to be in progress at the same time as a high-level visit. This provides an opportunity to identify the causal effect of 86 high-level visits on the approval or disapproval of the visiting leader, by comparing 32,456 respondents interviewed either *just before* or *just after* the first day of a visit. As long as there is no systematic difference between these two groups other than when they were interviewed, we can estimate the effects without bias.

We find that on average high-level diplomatic visits increase public approval of the visiting leader's job performance by 2.3 percentage points—a substantively large effect, which is equal to 41% of the average annual change (in absolute terms) in foreign public approval. The effect is particularly large when the public-diplomacy activities are mentioned in the news media. Furthermore, the effect is not fleeting: the increase in approval persists for weeks. These findings are robust to various model specifications and sensitivity tests, for example removing cases in which the visiting leader made a major policy announcement.

Additional exploratory analyses suggest further theoretical insights. Most importantly, we find little evidence that visiting leaders' ability to shape foreign public opinion merely reflects their states' more traditional "hard power" (i.e., military) resources. It appears that states can generate soft-power capabilities independent of their hard-power assets, contributing to an ongoing debate over whether soft power is truly a distinct resource. We also find little evidence to suggest that public diplomacy success is contingent on the popularity of the host-country leadership, or that foreign visits significantly increase the host leader's popularity. This suggests that leaders conduct public diplomacy to pursue their own goals rather than simply to satisfy the incentives of their hosts.

Our findings speak to several important issues in international relations beyond public diplomacy. Transnational communication is seen as increasingly relevant to international power in the "global information age" (Simmons 2011). Establishing that leaders have the ability to shape public opinion abroad (and exploring the conditions under which this is possible) is a foundational step to understanding how and when states achieve their foreign policy goals in this context. More broadly, public support is relevant to a wide range of international goals. For example, public opinion contributes to a state's policy on international trade (Colantone and Stanig 2018), foreign aid (Milner and Tingley 2011), military coalitions (Goldsmith and

Horiuchi 2012), and military bases (Allen et al. 2020; Cooley 2012). As a result, cultivating foreign public goodwill may assist a state in shaping a partner state's ability to implement a desired policy across a wide range of policy realms.

In what follows, we first underscore high-level visits as an important type of public diplomacy and discuss the mechanisms underlying the visits' effects. Next, we specify our testable hypotheses about how the visits change public opinion and discuss methodological challenges for testing them. After we introduce our data and methods, we show the results of confirmatory analysis and of further exploratory analysis. Finally, we conclude and discuss avenues for future research.

PUBLIC DIPLOMACY AND PUBLIC OPINION

The soft-power framework posits that a country can affect outcomes in international relations through *attraction*, which is contrasted with more widely acknowledged tools for exercising power such as *coercion* or *inducements* (Nye 1990; 2004; 2008).³ Although Nye (2008) connects public diplomacy and soft power quite closely, there is an important theoretical distinction. Public diplomacy is best understood as a tool for creating soft-power *resources*, or "currencies" in Nye's nomenclature (Nye 2004). States can then mobilize these resources to support specific outcomes—to exercise soft power—when pursuing particular foreign policy goals aided by positive foreign opinion, such as building a military coalition or achieving a trade agreement.

To increase soft-power resources, many countries draw on a deep toolbox of public-diplomacy activities, including government-sponsored educational exchange programs, state broadcasting outlets, and cultural events. Head-of-government and head-of-state visits are among the most dramatic forms of public diplomacy, and as a result they can generate considerable media coverage and reach wide audiences. A growing number of studies investigate the relationship between leaders' travels and domestic and international politics by examining which issues they focus on while abroad (Gilmore and Rowling 2018), how their discourse in foreign countries differs from domestic speeches (Friedman, Kampf, and Balmas 2017), and how much attention their travels receive (Cohen 2016). The existing literature, however, does not convincingly address the central question of whether public diplomacy actually has its intended effects on foreign audiences (Golan and Yang 2013; Graham 2014; Hartig 2016; Scott 2015).

³ Nye's framework is often criticized as lacking rigor or falsifiability (Baldwin 2016). Some existing studies attempt to remedy this by focusing on causal mechanisms and identifiable outcomes (Goldsmith and Horiuchi 2012; Mattingly and Sundquist 2021; Sevin 2017; Sun 2013). Our article is a continuation of this collective effort.

High-Level Visits as Public Diplomacy

Leaders around the world devote significant amounts of their scarce and valuable time to international travel. Recent U.S. presidents spent up to one third of their time on international trips (Malis and Smith 2019), during which they engaged in extensive public outreach, directly addressing foreign audiences and attending public events in front of TV cameras. For example, when President Trump visited Japan in May 2019, he held a joint press conference with Prime Minister Shinzo Abe, enjoyed a traditional Japanese barbecue dinner, presented an award at a sumo tournament, and met Japan's new Emperor Naruhito.⁴

Although studies of public diplomacy disproportionately focus on the U.S., leaders of other countries also frequently deploy public-diplomacy campaigns. When Indian Prime Minister Modi traveled to France in April 2015, he held a joint press conference with French President Hollande, visited an Airbus facility, attended a reception at the Carrousel du Louvre, and joined Hollande to release a stamp commemorating 50 years of India-French cooperation.⁵ During his trip to Uzbekistan in October 2018, Russian President Putin held a joint press conference with Uzbek President Mirziyoyev, laid flowers at the Monument of Independence and Humanism, and joined Mirziyoyev to launch the site-selection project for the country's first nuclear power plant.⁶

Public diplomacy is unlikely to be the primary reason leaders travel internationally, as closed-door negotiations with host leaders affect security (Malis and Smith 2021; McManus 2018) and economic (Nitsch 2007) relationships and the timing and destinations of these trips are often driven by domestic factors (Lebovic and Saunders 2016; Ostrander and Rider 2018). Still, given the intense constraints on their time, the fact that visiting leaders often spend significant time on public outreach while abroad suggests they believe this type of public diplomacy brings substantial benefits.

There are multiple possible mechanisms underlying these expected benefits. While the primary goal of this study is not to test any particular mechanism, in the next two subsections, we discuss plausible causal pathways to help illustrate how public diplomacy during a high-level visit reaches targeted audiences, and why individuals in those audiences might change their opinions.

We expect that visiting leaders try to influence foreign public opinion through two processes. First, visiting leaders try to increase awareness of themselves and their country among citizens in the host country. Of the many possible tools of public diplomacy, high-level visits

are particularly well suited to gain the audience's attention due to the large amount of media coverage they tend to draw. Second, through conveying positive messages and images, often focused on the relationship with the host country and its leader, visiting leaders attempt to increase the likelihood that the audience will view them (and, by extension, their country) favorably. High-level visits help leaders achieve this by affording them the opportunity to display their shared goals and values with the foreign audience. For example, leaders often express their shared policy goals with national leaders during joint press conferences, and the cultural activities leaders participate in during their visits are likely meant to signal shared values (Sheafer et al. 2013).

Host Leader Incentives and Media Environments

Both of the pathways described above—increasing awareness and conveying positive messages—are contingent on (1) how the opportunities for public diplomacy are arranged and (2) how much and in what ways the media cover foreign leaders' visits. Therefore, to better understand the potentially positive effects of high-level visits on foreign public opinion, we should also consider two additional key actors that shape public diplomacy: host leaders and the domestic media.

Host leaders have the power to shape the effect of international public diplomacy because they play an important role in determining the occurrence, timing, and structure of a visit. Regardless of the relationship between the countries, it is highly unlikely that a visit occurs when either the visiting or host leader is opposed. However, neither the host nor the visitor typically has *full* control over the public diplomacy activities or messages associated with a high-level visit. Rather, arrangements are often the result of prior negotiation, striking a balance between the messaging goals of each country.⁷

In addition to controlling invitations to foreign leaders, hosts can influence public diplomacy efforts through their agenda-setting power over the topics that domestic media focus on. The effect of a high-level visit is essentially the effect that the visit has on the media system and, in turn, on citizens' consumption of the media coverage. In either market-driven or state-driven media environments, both visiting and host-country leaders try to arrange events and activities to promote specific images that are beneficial for their own country's objectives.⁸

⁴ "Trump in Japan: Sumo, barbecue and an imperial audience." *BBC*, May 25, 2019. <https://www.bbc.com/news/world-asia-48378930> (last accessed on February 6, 2021).

⁵ "PM Narendra Modi's visit to France: Day 1." Narendra Modi's homepage. April 11, 2015. <https://www.narendramodi.in/pm-narendramodis-visit-to-france-day-1-7410> (last accessed on February 6, 2021).

⁶ "State visit to Uzbekistan." President of Russia's homepage. October 19, 2018. <http://en.kremlin.ru/events/president/trips/58865> (last accessed on February 6, 2021).

⁷ See Footnote 13 below for previsit negotiations between China and the U.S. For additional examples, also see d'Hooghe (2015, 147) and Goldsmith and Horiuchi (2009, 864).

⁸ In market-driven environments, media are incentivized to focus on sensational, informative, and interesting stories that attract consumer attention and draw advertising dollars (Baum and Potter 2008; Hamilton 2004). Because both visiting and host-country leaders usually want to draw attention to achieve their own goals associated with the visit, they are likely to take this into account when organizing events. In state-driven media environments, the domestic leader often has strong leverage over the media, which are thus expected to give positive coverage of the events.

Host leaders usually have their own domestic incentives to produce publicly visible and positive visits, which may shore up their own domestic support (Malis and Smith 2021; McManus 2018).⁹ As invited guests of the administration in power, visiting leaders typically enjoy some level of endorsement from their host, increasing their legitimacy in the eyes of the foreign public. Therefore, in most cases, the host leader's ability to direct domestic attention assists the visiting leader in their public diplomacy goals.

Given the mutually agreed nature of the visit and the incentives of both leaders, the media coverage of high-level visits tends to convey positive messages and images about the visiting leader. For example, during Trump's 2019 visit to Japan, all of the national newspapers gave it front-page coverage. Major news media also frequently reported Trump's activities in their television and radio broadcasts, social media, websites, and even in video advertisements on trains. These Japanese news outlets tended to emphasize the positive relationship between the two nations in catchy headlines, such as "Japan-U.S. Honeymoon, Built with Golf."¹⁰ Unsurprisingly, some news media were more critical.¹¹ But even these critical articles often included photos and videos associated with Trump's actual activities, which conveyed positive nonverbal messages.¹²

In summary, our theory predicts that when public diplomacy visits occur, it is likely that the incentives of the visiting and host leaders are reasonably well aligned and news media are likely to provide some coverage of the visit. As a consequence, a visit raises awareness of the visiting leader among citizens of the host country and conveys positive messages about that leader to them.

However, this does not imply that the visiting leader lacks the ability to sometimes buck the host leader's preferences and convey public-diplomacy messages based on their own state's interests and goals. For example, high-level visits can also occur in the context of sharp international rivalry. Nevertheless, the public diplomacy activities may still insert the visitor's rival messaging goals into the host country's media (Wiseman 2019). Recent U.S. Presidents, for example,

have engaged in extensive previsit negotiations with China over whether joint news conferences would be held during visits to China and, if so, whether Chinese media would broadcast them live and in full.¹³ Chinese leader Hu Jintao carefully crafted his public-diplomacy messages to maximize their influence on local audiences in the U.S. based on regional economic factors (d'Hooghe 2015) and for citizens in different member-states on a tour of the European Union (d'Hooghe 2011). Even among friendly democracies, messaging goals can diverge significantly between the visiting and host leaders. For example, this is seen in Britain's (van Ham 2013) or Canada's efforts to affect U.S. environmental policies by going "over the head of the US government" to its constituents (Henrikson 2007, 76).

HYPOTHESES

The context discussed above helps us theorize the likely microfoundations of citizens' opinion shifts due to a visit. During high-level visits, we expect that media consumers are often exposed to a high volume of messages about the visiting leader, which increases awareness and reduces their ambivalence toward the leader. Additionally, the majority of these messages are often positive as a result of the carefully orchestrated, generally domestic-leader endorsed, public diplomacy events.

This pattern increases the number of "positive" cues that the public receives about foreign leaders. Since the public (rationally) operates with a low level of information about most foreign policy issues and forms its opinion largely based on elite cues (Popkin 1991; Zaller 1992), increasing the number of such positive messages about the leaders should, on average, positively shift the opinion of individuals.¹⁴ Furthermore, we argue that leaders' activities during their high-level visits

⁹ Because the nature of media coverage may be shaped by leaders' ability to control the agenda, one might argue that the positive effects of public diplomacy are conditional on the popularity of the host. Another explanation is that public diplomacy visits might be focused exclusively on satisfying the host leader incentives. We examine these possibilities in our exploratory analyses.

¹⁰ "Nichibei-mitsugetsu gorufu de kōchiku" (in Japanese). *Nikkei Shimbun*, May 27, 2019. "Reiwa-hatsu no kyūchū-bansankai, heika wa nichibei no 'kizuna' wo kyōchō" (in Japanese). *Yomiuri Shimbun*, May 28, 2019.

¹¹ For example, *Asahi Shimbun*, a left-leaning newspaper, published a highly critical article (in Japanese): "Toranpu rainichi de taibei tsūshōkōshō no haiboku ga mietekita" [The defeat of trade negotiations with the United States came into sight when Trump visited Japan]. Kazuhito Yamashita, *Asahi Shimbun*, May 27, 2019. <https://webbronza.asahi.com/business/articles/2019052700007.html> (last accessed on February 9, 2021).

¹² The photo in *Asahi Shimbun* cited in Footnote 10 was taken in a friendly atmosphere at a Tokyo "robotayaki" barbecue restaurant.

¹³ Bill Clinton, George W. Bush, and Barack Obama were able to secure live-broadcast conditions for only some of their joint news conferences with China's leaders, while other appearances were heavily censored or ignored by Chinese media. See "Weak on China." *The Washington Post*, November 22, 2005. <https://www.washingtonpost.com/archive/opinions/2005/11/22/weak-on-china/151c8117-38fb-470a-ab61-9298098ed508/> (last accessed on February 6, 2021); "U.S. and China Reach Agreement on Climate after Months of Talks." *The New York Times*, November 11, 2014. <https://www.nytimes.com/2014/11/12/world/asia/china-us-xi-obama-apec.html> (last accessed on February 6, 2021); "China Corrals White House Reporters, Spawns Some Tension as Obama Arrives in Hangzhou." *The Wall Street Journal*, September 4, 2016. <https://www.wsj.com/articles/china-corrals-white-house-reporters-spawns-some-tension-as-obama-arrives-in-hangzhou-1472919704> (last accessed on February 6, 2021).

¹⁴ An alternative approach to these processes of public opinion formation is through the lens of contact theory, which has been explored in the related context of foreign military bases in the recent literature (Allen et al. 2020). We view it as unlikely that the effect of a leader visit is driven by this mechanism because it is rare that the visits would satisfy prominent conditions considered necessary to reduce prejudice, such as direct, personal interaction directed at achieving common goals (Allport 1954, 281; also see Paluck 2019).

translate into soft-power resources for their country through improving their own image. Existing research suggests that public opinion of a specific foreign country's leader has a strong effect on perceptions of both that country and its citizens (Balmas 2018), as well as the approval of that country's policies (Dragojlovic 2013; Golan and Yang 2013). Therefore, the image of a political leader can be a powerful vehicle through which high-level visits are able to increase their country's soft power. Our first hypothesis is

Hypothesis 1 *High-level visits increase favorable perceptions of the visiting leader in the host country.*

There are two ways this effect could manifest. First, consistent with the first mechanism discussed above, it is possible that the visits could increase positive attitudes by increasing awareness and moving respondents from *indifference* toward a *positive* opinion. Respondents who have little or no knowledge of the visiting leader should be more likely to take a positive view when exposed to the public-diplomacy messages.¹⁵

Second, an increase in favorable perceptions may be driven by a *decrease* in unfavorable perceptions. If the public diplomacy campaign is successful in sufficiently increasing the number of positive signals that a respondent receives regarding a leader, they may update their views from a net-negative to a net-positive perception of the leader.

To test these two proposed mechanisms, we put forth the following hypotheses:

Hypothesis 2.1 *High-level visits decrease indifferent perceptions of the visiting leader in the host country.*

Hypothesis 2.2 *High-level visits decrease unfavorable perceptions of the visiting leader in the host country*

Hypotheses 2.1 and 2.2 are not necessarily competing. Rather, they can be complementary: both a decrease in unfavorable perceptions and a decrease in indifference may contribute to the increase in favorable perceptions expected by Hypothesis 1. However, it is also possible that only one is at play. For example, a visit could polarize public opinion, heightening both positive and negative perceptions while decreasing indifference. Alternatively, the main effect on favorability could be driven by shifts in attitudes among respondents who were previously indifferent, with little change in negative attitudes. If this were the case, it would provide evidence for public diplomacy being most effective by raising awareness among respondents with weak views of the visiting leader. Distinguishing between these outcomes affords insights into the mechanisms behind how public diplomacy functions.

¹⁵ Especially when it comes to foreign leaders, survey takers' choice of "Don't know" or "No response" is often due to a lack of information. Positive first impressions can have a large effect on opinion among respondents with low levels of prior information (Holbrook et al. 2001).

Methodological Challenges

In the scholarly literature, the ability of public diplomacy to increase public support among foreign citizens is assumed, but rarely measured. The paucity of empirical research may be in part due to methodological challenges associated with estimating the effects of public diplomacy—and international visits, in particular—on foreign public opinion. The timing and targets of public diplomacy efforts are strategically driven and therefore nonrandom, which makes it difficult to interpret any estimated effects as *causal*. We are aware of only one study that attempts to estimate the effects of high-level visits on foreign public opinion, but it does so by controlling for a range of observable variables (Goldsmith and Horiuchi 2009). Because leaders' strategic considerations are difficult to measure, observational studies that adopt this approach are subject to bias due to unmeasured confounding factors.

An alternative approach uses survey experiments, which offer better insights into the causal link between specific messages from foreign leaders and public opinion outcomes. Existing studies find that the effects of foreign leaders' messages are contingent on the content of the message, as well as feelings toward the leader, familiarity, and nationality (e.g., Agadjanian and Horiuchi 2020; Balmas 2018; Dragojlovic 2015). However, these findings are predicated on the assumption that leaders' public-diplomacy efforts reach foreign publics in a form that is similar to what respondents experience on the survey. In real-world settings, leaders compete with many other "noises" in their efforts to improve the images of their country and themselves, including other news events and messages from competing domestic elites. If these noises attenuate the effect of public diplomacy in real-world settings, survey experiments could overestimate the effects of policy messages from foreign leaders.

RESEARCH DESIGN

To address the above issues of internal or external validity, we leverage a natural experimental situation and estimate causal effects of high-level visits using individual-level opinion polls generated in the real-world environment at the time of high-level visits. We use a dataset of high-level foreign visits by the principal leaders of nine major states, collected explicitly for this study. We combine these data with the most extensive cross-national survey data available, the Gallup World Poll (GWP).

Public Opinion about the Visiting Country

We measure our outcome variable using GWP (version November 23, 2018). The raw data include annual surveys administered in more than 160 countries from 2005 to 2018.¹⁶ An important advantage of using this database is that the date of interview is recorded for

¹⁶ Gallup Analytics (<https://www.gallup.com/analytics/>, last accessed on February 6, 2021), which includes the Gallup World Poll.

each respondent. Therefore, with a set of reasonable assumptions, we can estimate the causal effect of a time-specific salient event on public attitudes by comparing respondents interviewed just before the event with those interviewed just after.

To estimate the influence of a high-level visit on public opinion, we use the following GWP question: “*Do you approve or disapprove of the job performance of the leadership of (the name of a country)?*” While respondents likely do not have much (or any) information about foreign leaders’ actual job performance, we assume that they use their overall favorability toward (or “image” of) the leader to answer this question. In the Supplementary Materials we provide further evidence of the close association of respondents’ assessments of a leader’s job performance and their general attitudes toward foreign leaders and the countries they represent.¹⁷

From 2008 to 2018, Gallup asked this question—with the same format—about the leadership of 32 countries. Questions about the leadership of some major countries, such as the United States, Russia, and China, were included in all of the GWP annual studies. Other countries, such as Japan, the United Kingdom, and India, were included in most years. Several countries (e.g., Brazil, Turkey, and Iran) were included in the survey only in some years and/or in specific regions. In this study, we use questions about the job performance of the leadership of nine major countries—Brazil, Canada, China, Germany, India, Japan, Russia, the U.K., and the U.S. We selected these nine countries primarily based on their standing as a diverse set of major countries in international affairs, but also on the availability of high-level visit data and practical constraints (e.g., language ability) on gathering detailed information about these visits.

High-Level Visit Data

For these nine countries, we collected, cleaned, and standardized numerous quantitative and qualitative data concerning high-level visits by political leaders.¹⁸ We focused on the most important and visible leader (or leaders) for each country. In most countries, this is the head of government. For China, since power is centered in the head of the Communist Party (i.e., the General Secretary, who usually also holds the ceremonial post of President), we collected visits by Xi Jinping, and his predecessor Hu Jintao. For Russia, we collected visits by both presidents (head of state) and prime ministers (head of government) because Vladimir Putin remained the *de facto* political leader when he stepped down from the presidency to become Prime Minister (from May 7, 2008 to May 7, 2012).

We identify the cases in which the leader of Country $a = \{1, 2, \dots, 9\}$ visited Country $b (\neq a)$ during the sampling period of a particular year’s GWP (in Country b) that included a question about the job

performance of the leadership of Country a . Therefore, for each of the nine countries, we focused our data collection efforts on the years in which Gallup included the question about the leadership of the corresponding country. For example, since the question about the job performance of the leadership of Brazil was included only in the 2008–2010 GWP studies, we did not collect information about the Brazilian presidents’ travels after 2010.¹⁹

We selected all GWP respondents in each host country interviewed within a window of 30 days before or after the first day of a high-level visit to that country.²⁰ We removed cases in which the total number of respondents interviewed before or after the visit is less than 10. We then carefully checked all the cases using the original sources (Section B of the Supplementary Materials) and other news articles and excluded the visits for which there was no *opportunity* for public diplomacy activities, such as stopping over for refueling with no high-level meeting, as well as those that involved only a multilateral meeting (e.g., the G20) with no bilateral meeting with the host leader.

There are 86 visits by 15 political leaders from nine countries to 38 foreign countries that met these initial screening criteria. Table 1 shows the number of valid visits for each leader in our sample. Section C in the Supplementary Materials includes tables listing all visits, their dates, and destinations.

It is important to acknowledge that our sample of high-level visits is not a representative set of such visits by all leaders around the world during the period of investigation. However, it is highly unlikely that our selection of valid cases is systematically correlated with strategic considerations underlying the high-level visits. More specifically, it is implausible that the location and timing of each visit is systematically associated with the GWP sampling period. For example, the U.S. President’s travel is predicted by domestic politics as well as the trade and security relationship with destination countries (Lebovic and Saunders 2016; Ostrander and Rider 2018). The timing of the next GWP survey in the host country should not be part of planning for high-level visits.

Identification Strategy

To estimate the effects, we focus on respondents who were interviewed just before or just after the first day of each visit. The unit of observation is each respondent i for each visit j . Our treatment variable is whether respondent i was interviewed *after* the first day of a high-level visit j ($X_{ij} = 1$) or *before* it ($X_{ij} = 0$). We exclude respondents who were interviewed *on* the first

¹⁷ See Section A of the Supplementary Materials.

¹⁸ Data sources, primarily official websites of the governments conducting the visits, are detailed in Section B of the Supplementary Materials.

¹⁹ For this reason, we do not claim that our high-level visit data are comprehensive, covering all visits by leaders of these nine countries from 2008 to 2018. But we have no reason to believe that our targeted data collection introduces systematic bias (in terms of internal validity) into our analysis.

²⁰ As we explain shortly, we select observations within a narrower bandwidth of five days for our main analysis. We use the 30-day bandwidth for one of our specification tests.

TABLE 1. High-Level Visits: The Number of Valid Cases by Visitors

Leaders	Home country	Number of visits
Luiz Inácio Lula da Silva	Brazil	4
Stephen Harper	Canada	2
Hu Jintao	China	5
Xi Jinping	China	9
Angela Merkel	Germany	15
Manmohan Singh	India	2
Yasuo Fukuda	Japan	1
Yukio Hatoyama	Japan	2
Shinzo Abe	Japan	4
Vladimir Putin	Russia	11
Dmitry Medvedev	Russia	10
David Cameron	U.K.	7
George W. Bush	U.S.	5
Barack Obama	U.S.	6
Donald Trump	U.S.	3

Note: See Section C of the Supplementary Materials for details.

day of a visit because we cannot determine their treatment status.

The variable of interest in the GWP survey is categorical (ordinal)—whether a respondent i approves of the job performance of the leadership of a visiting country around the time of a specific high-level visit j , disapproves of it, or chooses neither.²¹ The third category includes “Don’t know” and “Refused.” Both of these responses indicate unwillingness to choose a position either due to lack of knowledge or due to mixed and contradictory views.²² In this case, raising awareness, adding positive information, or both could lead to a change from this third category to another category (specifically, *Approve*).

Although this variable is ordinal, we do not run ordered probit (or logit) regression for our analysis because, as we discuss below, it is essential to include visit-specific fixed effects. We would face the well-known incidental parameter problem (Neyman and Scott 1948) if we added fixed effects to a nonlinear model, including an ordered probit model. We therefore transform this variable into three dichotomous outcome variables: (1) whether a respondent approves of the job performance of a visiting leader, (2) whether a respondent disapproves of it, and (3) whether a respondent neither approves nor disapproves.²³

²¹ Formally, $Y_{ijp} = 1$ if respondent i chooses category $p \in \{\text{Approve}, \text{Disapprove}, \text{Neither}\}$ for visit j , $Y_{ijp} = 0$ otherwise, and $\sum_p Y_{ijp} = 1$.

²² Since both categories represent indifferent perceptions for our theoretical discussion, we collapse them into one.

²³ A limitation is that the sum of the three predicted probabilities does not add up to one (see Footnote 1). As a robustness test, we also run an ordered probit regression (without the fixed effects). The results are substantively similar (see Section G of the Supplementary Materials).

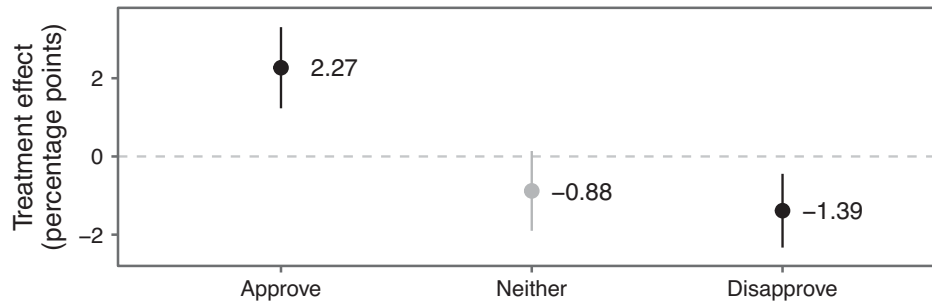
There is a deterministic relationship between the treatment variable and the number of days since the first day of a visit j for a respondent i (i.e., a running variable, Z_{ij}): if $Z_{ij} > 0$, then $X_{ij} = 1$. If $Z_{ij} < 0$, then $X_{ij} = 0$. However, we do not apply a standard regression discontinuity (RD) design because the running variable is categorical.²⁴ As we narrow the “bandwidth” to enhance the validity of our causal inference, specifically for a shorter period of k days before and after each visit, the running variable takes only $k \times 2$ distinct values. Without using a continuous variable, we are not able to satisfy the crucial assumption of continuity for RD estimation (de la Cuesta and Imai 2016).

Instead, for each of the outcome variables, we estimate the difference of means between the treatment group ($X_{ij} = 1$) and the control group ($X_{ij} = 0$) given a small value of k . Specifically, we estimate the average treatment effect by running an ordinary least squares (OLS) regression with the treatment variable (X_{ij}) and visit-specific fixed effects. It is critical to include the fixed effects in our model because we need to compare foreign public opinion before and after the first day of a *specific* high-level visit. For example, to estimate the effect of Barack Obama’s visit to Denmark in December 2009, we should take the difference in the outcome variable between Danish respondents interviewed just before and just after the first day of this visit. An advantage of our data and approach is the ability to pool these visit-specific effects across many visits and estimate the *overall* treatment effect.

The length of the bandwidth for the analysis poses a trade-off between causal inference and statistical power. As we decrease the bandwidth, respondents in the control and treatment groups become more similar in terms of the context in which they respond to the questionnaire, although we inevitably reduce the number of observations. The longer the bandwidth, the larger the number of observations but the more likely that information environments could be different for respondents in the control and treatment groups for reasons not associated with the visit. Considering these costs and benefits, we decided to use $k = 5$ days. This relatively narrow bandwidth errs on the side of ensuring the validity of our causal inference.²⁵ The number of observations within this bandwidth, 32,456, is still sufficiently large for statistical analysis.

²⁴ Although the running variable measures the timing of each respondent’s interview, importantly, the structure of our data is cross-sectional. Therefore, we also cannot apply a Regression Discontinuity in Time (RDiT) design (Hausman and Rapson 2018). We cannot measure any lagged outcome variable, sometimes recommended as a control in RDiT. Since our data structure is not a time series, our study is not based on an interrupted time-series design, either.

²⁵ Although we do not apply an RD design, for reference we estimated the optimal bandwidth (Imbens and Kalyanaraman 2012) using all 90,781 observations in our data (treating the running variable as continuous). It turns out to be 11.33 days. Thus, our bandwidth is more conservative than the bandwidth recommended based on a data-driven approach, which implies considerable validity for our causal inference.

FIGURE 1. OLS Regression Results

Note: Treatment effects using the respondents interviewed within five days before/after the first day of a high-level visit. Vertical bars are 95% confidence intervals. Estimates statistically significant at the 0.05 level are highlighted in black.

The key identification assumption is the lack of any systematic difference between respondents in the control group and those in the treatment group. This assumption holds as long as respondents interviewed before or after the first day of a visit can be considered as-if randomly assigned *within each visit*. There may be some (unexpected) systematic differences between the two groups for any given case. However, when we pool all 86 cases for analysis, it becomes decreasingly plausible that confounding variables systematically affect the differences in the outcome variable between the control and treatment groups.

We test this assumption by examining the balance of basic demographic questions included in the GWP studies.²⁶ Figure D.1 in the Supplementary Materials shows that for most variables, we find no statistically significant difference between the treatment and control groups. We later present the results of a robustness test, reestimating the effects with the imbalanced variables as controls. We also conduct a range of additional tests to further scrutinize the causal effects of high-level public diplomacy on mass opinion.

RESULTS

Our analysis shows a substantial increase in approval of the visiting leader: Figure 1 shows a 2.3 percentage point increase in approval, on average, across all the visits in our data (see Table E.1 in the Supplementary Materials for the corresponding regression table). This is clear support for Hypothesis 1. The results are robust to moderate changes in the size of the bandwidth (see Section F in the Supplementary Materials).

Figure 1 also shows a reduction in both indifferent responses and disapproval of the visiting leader: disapproval decreases by 1.4 percentage points and this change is statistically significant. The percentage of respondents selecting neither *Approve* nor *Disapprove* decreases by 0.9 points, but the effect is barely insignificant

at the 0.05 level. When we use slightly different bandwidths, however, the effect on the percentage of disapproval becomes barely insignificant, whereas the effect on the percentage of neither becomes significant, at the 0.05 level. These results support Hypotheses 2.1 and 2.2, respectively, but overall, empirical support is weaker than for Hypothesis 1.²⁷

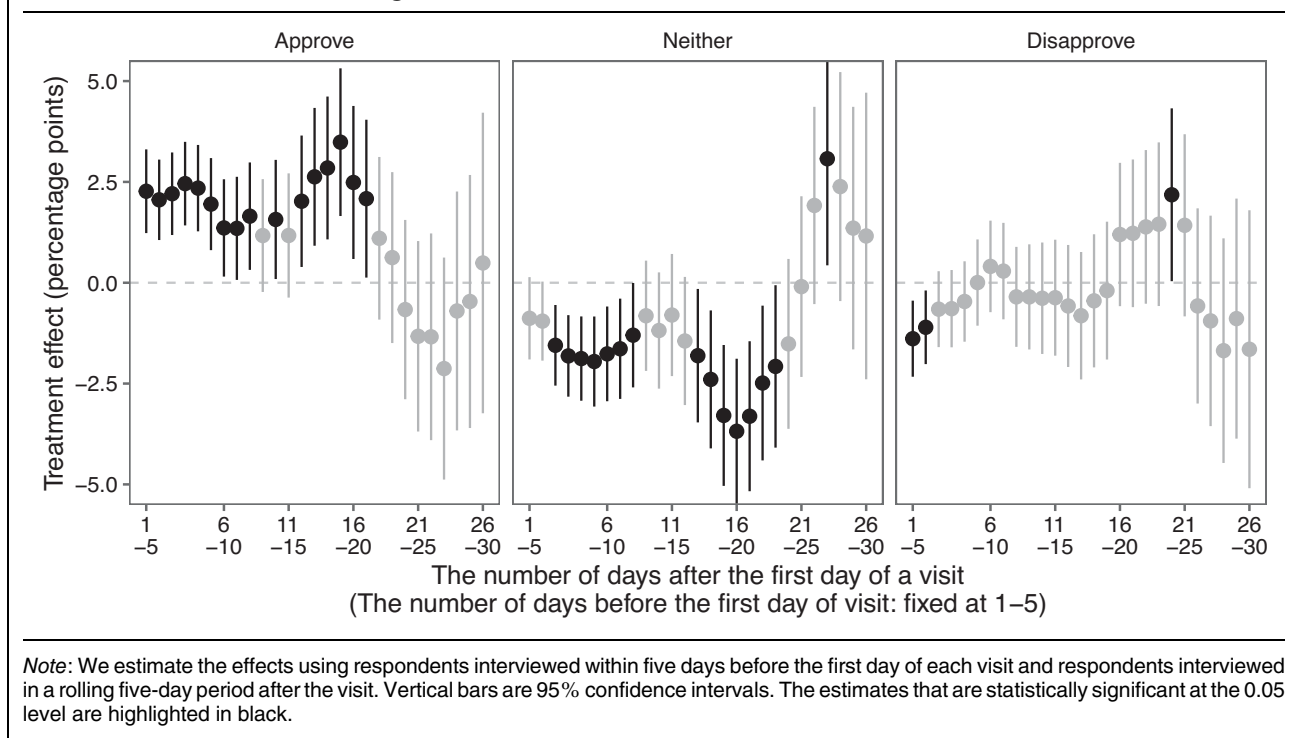
To assess the substantive magnitude of these effects, we create a benchmark measure of the average fluctuation in foreign public approval/disapproval of leaders. Section H in the Supplementary Analysis details the data and method used to estimate the average annual changes. This analysis shows that the overall average change in the percentage of approval is 5.52 (standard error: 0.46) and the overall average change in the percentage of disapproval is 4.80 (standard error: 0.59). Considering these estimates for annual changes, the estimated effect of a high-level visit is substantial: it is equivalent to 41% and 29% of the average annual change of the approval and disapproval percentage, respectively. It is notable that a single short visit can sway mass opinion to this extent.

In addition to being substantively large, these effects are not fleeting. To estimate their duration, we use a rolling average based on a 5-day bandwidth, gradually moving farther from the visit's start. We compare this with the fixed 5-day bandwidth control group immediately prior to the visit.²⁸ Figure 2 shows these results for the three response categories. Most notably, the increase in approval for the visiting leader is enduring: this effect appears to last up to about 20 days from the start of the visit. The reduction in ambivalent responses also lasts for roughly 20 days, while the reduction in disapproval is relatively short-lived. If our theoretical conjecture is correct—if indifferent views are more likely to be weakly held and based on low information—then the greater

²⁷ The results for ordered probit regression are presented in Section G of the Supplementary Materials.

²⁸ We are cautious about some limitations of this analysis given the cross-sectional structure of our data (see Footnote 24). Furthermore, the longer the time since the first day of a visit, the more likely it is that other events contaminate the effects of the visit itself. Future research should be based on a research design suitable for time-series analysis.

²⁶ Section D in the Supplementary Materials explains the procedure of testing the balance of 15 demographic attributes of respondents.

FIGURE 2. Results of Testing the Effect Duration

duration of the effect on these views suggests that any lasting influence of a high-level visit operates more through informing the uninformed than through persuading those who previously held a negative view of the visiting country or its leader.

The results presented thus far provide evidence that the overall average change in public opinion surrounding a high-level visit is positive, large, and persistent. However, these results may mask important heterogeneity in the treatment effects. Below, we examine some of this variation to establish the robustness of the claim that it is the public diplomacy *per se* that is creating the average treatment effects. We then turn to a series of exploratory analyses to examine possible extensions of our theory.

Robustness Tests

In order for a visiting leader to affect public opinion during a visit, we contend that they must succeed in attracting media coverage of their public outreach events. If this mechanism is correct, then visits should have an effect on public opinion only if the media cover them. In our primary results, we include visits regardless of whether we can confirm any media coverage of public diplomacy activity because we want to keep all cases in which a visiting leader at least had the *opportunity* to engage in public diplomacy²⁹ and because we are not fully certain about the local media coverage of

every single case. However, including cases where there was no media coverage of public diplomacy in our estimation could attenuate the effects, thereby introducing bias against finding support for our hypotheses. To understand whether this is the case, we divide all 86 visits into those with and without evidence of media coverage of public diplomacy such as tours of important sites, meetings with citizens, or televised press conferences.³⁰ We could not confirm media coverage of public outreach for 17 visits.

The right panel of Figure 3 shows that in cases with evidence of media coverage of public diplomacy, there is a large and significant increase in approval and significant decreases in other responses. In contrast, the left panel shows that there is no effect when there is no evidence of media coverage of public diplomacy. These results suggest that causal mechanisms involving visible public outreach and news media coverage—commonly assumed in the literature and discussed above—help explain the effects we find.

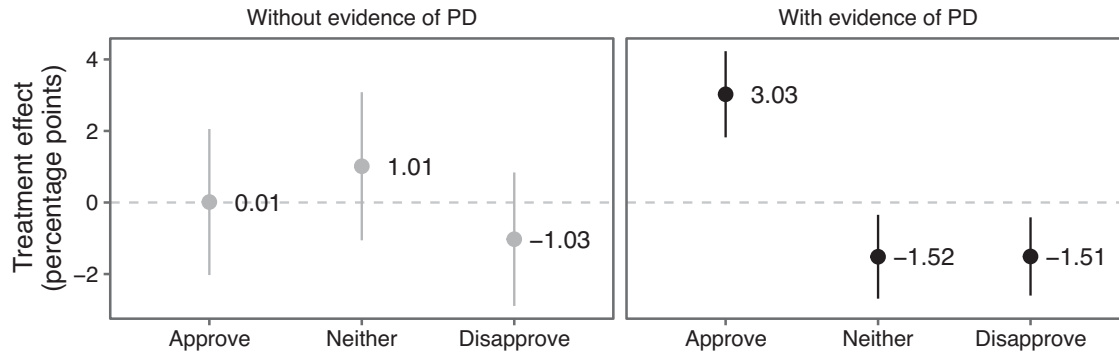
Figure 4 summarizes the results of additional robustness checks.³¹ We first run the regression model with additional controls: the four demographic variables found to be significantly different between the control and treatment groups (see the balance tests in Section D of the Supplementary Materials). The

²⁹ A minimum requirement to satisfy this condition is that the visiting leader and the host-country leader had a bilateral meeting.

³⁰ We used Factiva to search for articles related to each visit and read them carefully to identify any evidence of public diplomacy activities. We acknowledge the limitation of not scrutinizing the media coverage in local sources excluded from Factiva.

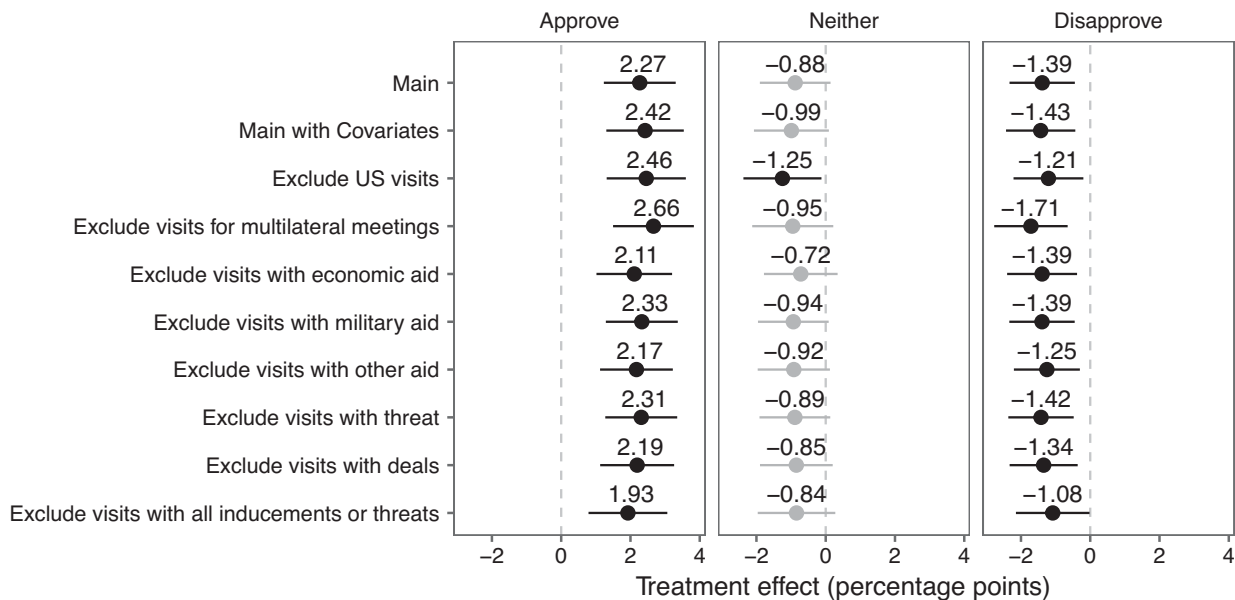
³¹ We also conduct “in-time” placebo tests, the results of which are presented in Section I of the Supplementary Materials.

FIGURE 3. OLS Regression Results by Media Coverage of Public Diplomacy Events



Note: Treatment effects using the respondents interviewed within five days before/after the first day of a high-level visit. Vertical bars are 95% confidence intervals. Estimates statistically significant at the 0.05 level are highlighted in black. “PD” refers to public diplomacy.

FIGURE 4. The Results of Robustness Tests



Note: The figure shows treatment effects using the respondents interviewed within five days before/after the first day of a high-level visit. Horizontal bars are 95% confidence intervals. The estimates that are statistically significant at the 0.05 level are highlighted in black.

second row of Figure 4 (*Main with Covariates*) suggests virtually no changes in the treatment effects after including these controls. This is unsurprising because we do not expect that these variables are systematically related to our estimation of the treatment effects.

The third row of Figure 4 shows the effects after excluding visits by U.S. presidents (*Exclude US visits*). Given the U.S.-centric nature of the literature, one may anticipate that public diplomacy campaigns are effective only when political leaders of the most powerful nation—the United States—visit foreign countries. But the treatment effects do not change substantially. As further tests, we also undertake sensitivity analysis by sequentially excluding the cases of visits by each of the other eight countries. The results, in Section J of the Supplementary

Materials, show that our findings are not sensitive to the exclusion of any one country’s high-level visits.

To examine whether the inclusion of visits with limited public diplomacy activities attenuates the treatment effects reported in Figure 1, we also estimate the effects after excluding 30 visits that had a multilateral meeting in addition to a bilateral meeting between the visiting and host leaders.³² The results are presented in

³² In our initial screening, we exclude a case if we do not confirm a bilateral meeting during the multilateral meeting/s because bilateral meetings provide an opportunity for at least minimal public diplomacy activity focused on the visiting country, such as a joint press conference with the host leader or news coverage of the meeting itself.

the fourth row of [Figure 4](#) (*Exclude visits for multilateral meetings*). The magnitude of the effects increases from the main results. This is unsurprising because press coverage of multilateral meetings would be diluted among many visiting foreign leaders.

In our estimation of the treatment effects, we assume that citizens of host countries are exposed to public diplomacy campaigns associated with the high-level visits. If there are other major announcements during the visits, the effects could be contaminated, thereby making it more difficult to interpret the effects of public diplomacy *per se*. To address this potential issue, we reestimate the treatment effects by excluding visits with announcements of military, economic or other types of foreign aid, visits with any sort of threat, or visits with business deals. The details of these inducements or threats are explained in Section K of the Supplemental Materials. The results are presented in the fifth to tenth rows of [Figure 4](#) (*Exclude visits with economic aid*, *Exclude visits with military aid*, *Exclude visits with other aid*, *Exclude visits with threat*, *Exclude visits with deals*, and *Exclude visits with all inducements or threats*). The treatment effects do not change substantially by excluding each type of visit, or all together, so we are confident that our findings are not driven by policy announcements, business deals, or threats that correspond with the visits.³³

Overall, our robustness tests show that some types of visits may increase or decrease the treatment effects. However, the effects on approval and disapproval remain statistically significant across all tests. The effects on indifferent responses remain negative and barely insignificant or become significant in the case of exclusion of US visits. We thus conclude that our findings, and in particular support for the positive influence of visits—Hypothesis 1—are highly robust to the selection or exclusion of visit cases based on a wide range of considerations. There is compelling evidence that the estimated average effects are attributable to public diplomacy activities.

EXPLORATORY ANALYSIS

Establishing this average treatment effect creates opportunities to greatly improve our understanding of the effects of public diplomacy campaigns. In this section, we undertake several further exploratory analyses. We focus on heterogeneous effects based on power differentials, leader popularity, and leader tenure. While we are not testing any well-elaborated hypotheses, we believe these analyses suggest important theoretical directions for public diplomacy and soft-power research, with broader implications for the study of international relations. For each of the conditional effects, we find that

³³ We also estimate the duration of the effects after excluding the cases of threat or inducement. Figure L.1 in Section L of the Supplementary Materials shows that the results are substantively similar to those in [Figure 2](#). The duration effects are not driven by the high-level visits accompanied by threat or inducement.

the main result of our analysis—that visiting leaders see an increase in approval—is robust.

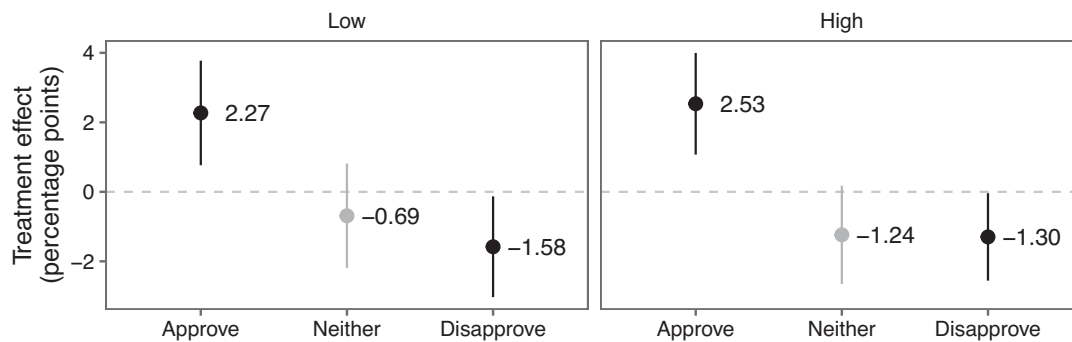
Hard Edge to Soft Power?

We first examine the relationship between hard-power resources and the effect of a high-level visit. Evidence that soft-power resources can be built *independent of* hard-power capabilities supports the contention that power in international relations can be “multifaceted” and “exerted more subtly and gradually” (Baldwin 2016; Kelley and Simmons 2019, 504). However, a high-level visit’s ability to increase soft-power resources might be *conditioned by* a visiting state’s hard power. This would be the case if citizens of a host country pay more attention to visiting leaders from powerful states—that is, if they view more powerful visitors as better able to bestow benefits, or cause hardship, through their policies. Similarly, host-country citizens may be more receptive to the powerful visitors’ images and messages due to a process of motivated reasoning (Little 2019). If they understand the potential for substantial inducements or threats from the visiting leader, they may see it as in their interest to take on a shared perspective with the visiting country. This greater attentiveness and openness may be enhanced by greater media attention to more powerful countries (Chang 1998).

In short, there may be a hard edge to soft power: even without mentioning explicit threats or inducements, powerful countries may hold advantages in gaining attention and changing public opinion through their public diplomacy campaigns. This possibility poses a fundamental challenge to the soft-power framework. If hard-power capabilities are crucial to building soft-power resources, this supports criticisms that soft power is essentially subordinate to military and economic capabilities (Cohen 2017). Empirically, if this contention is valid, then the effect of a visit would depend on how much more powerful the visiting leader’s country is relative to the host country.

Our analysis shows limited evidence for this. We use the Composite Index of National Capabilities (CINC, Version 5.0) from the Correlates of War project to assess the power ratio between the visiting and host countries (Singer 1988). We first split the sample into relatively equal groups, exploiting a natural break in our data: there are no cases with CINC ratios between 6 and 9. For the 45 visits with relatively low ratios (less than 6), the average is 2.9, indicating that the visiting country is on average about three times as powerful as the host. The most imbalanced dyad in this set is Germany visiting Belgium (5.97). For the 40 visits with relatively high ratios (greater than 9), the average is 47.6. The least imbalanced dyad in this group is the U.S. visiting the U.K. (9.08). [Figure 5](#) shows no difference between the treatment effects for these two groups with low and high power ratios.

However, when we compare cases of extreme imbalance, we do find some supporting evidence for treatment-effect heterogeneity. Specifically, focusing on the highest third of imbalanced cases, with an average ratio of 65.4, we find a substantially larger treatment effect

FIGURE 5. OLS Regression Results by the Power Ratio of the Visiting Country Relative to the Host Country

Note: The figure shows treatment effects using the respondents interviewed within five days before/after the first day of a high-level visit. Vertical bars are 95% confidence intervals. Estimates statistically significant at the 0.05 level are highlighted in black. To divide the cases into two groups, we use the Composite Index of National Capabilities (CINC) from the Correlates of War project. A ratio greater than 6 is defined as “high.”

compared with the lower two thirds (see Figure L.2 in Section L of the Supplementary Materials for full results). This includes 27 visits ranging from the U.S. visiting Egypt (14.29 ratio) to China visiting Rwanda (317.56 ratio). With a very high degree of imbalance, there does seem to be a hard edge to soft power, although we emphasize that this assessment of heterogeneous effects cannot firmly establish causation. Still, even visits in the lowest third of power imbalance result in significantly increased approval for visiting leaders. Our best theoretical interpretation from this evidence is that any advantage in public diplomacy due to hard-power capabilities would be limited to vastly more powerful visitors, with capabilities at least a dozen times greater than those of the host.

Soft Power and Foreign Coattails?

A second category of heterogeneous effects we explore relates to the role of host leaders. Specifically, we might be concerned that high-level visits are primarily directed at benefiting the host leader. To explore this, we examine the subset of cases where we think it is most likely that host leaders' incentives are driving the effects of the visits. In particular, we consider situations in which a domestically *unpopular* host-country leader might seek to leverage the *high popularity* of the visiting leader to advance their own domestic interests, such as bolstering their electoral support or promoting their policy agenda. For example, Barack Obama argued forcefully for the U.K. to remain in the European Union during his 2016 visit prior to the U.K.'s “Brexit” referendum. His host, Prime Minister David Cameron, opposed Brexit but had an approval rating below 40%, while Obama was very popular in the U.K.³⁴ If unpopu-

lar host-country leaders have these motivations, they could ride the coattails of the popular visitor by using the foreign leader's visit to gain media exposure, produce more favorable images and messages, and ultimately improve their own popularity.

We assess this possibility by identifying all visits in our dataset for which the previsit job-performance approval of the host is low while the previsit approval of the visiting leader is high.³⁵ Specifically, we separate all visits for which the previsit net approval for the host leader is negative (disapproval greater than approval) and the net approval for the visiting leader is positive (approval greater than disapproval). If less-popular hosts are seeking to capitalize on more-popular foreign leaders' visits, we expect the approval of the host leaders in these cases to increase in response to the visits. Parallel to our main analysis, we use respondents' answers to the question “Do you approve or disapprove of the job performance of the leadership of (the name of a country)?”

Figure 6 shows the results of this analysis. There is no evidence suggesting that high-level foreign visits translate into a boost in approval for the host leader (circle dots).³⁶ At most, there is an increase in indifferent responses about the host leader. We note that host leaders may still believe that they or their policies would see increased popularity by grabbing onto the coattails of a popular foreign visitor—but we find no evidence to support such a belief.

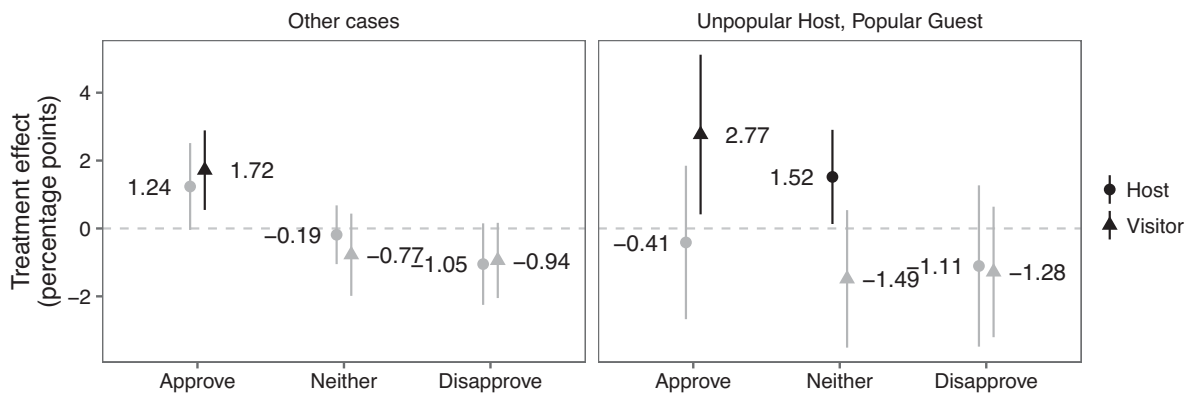
Dividing our sample in this way also allows us to explore whether the positive effect of public diplomacy for visiting leaders is conditional on the *ex ante*

³⁴ See “Obama Weighs into Brexit Debate during UK Visit.” *The Guardian*, April 20, 2016. <https://www.theguardian.com/politics/2016/apr/20/obama-weigh-into-brexit-debate-during-uk-visit> (last accessed on February 6, 2021).

³⁵ We use the percentages of approval and disapproval in the control group.

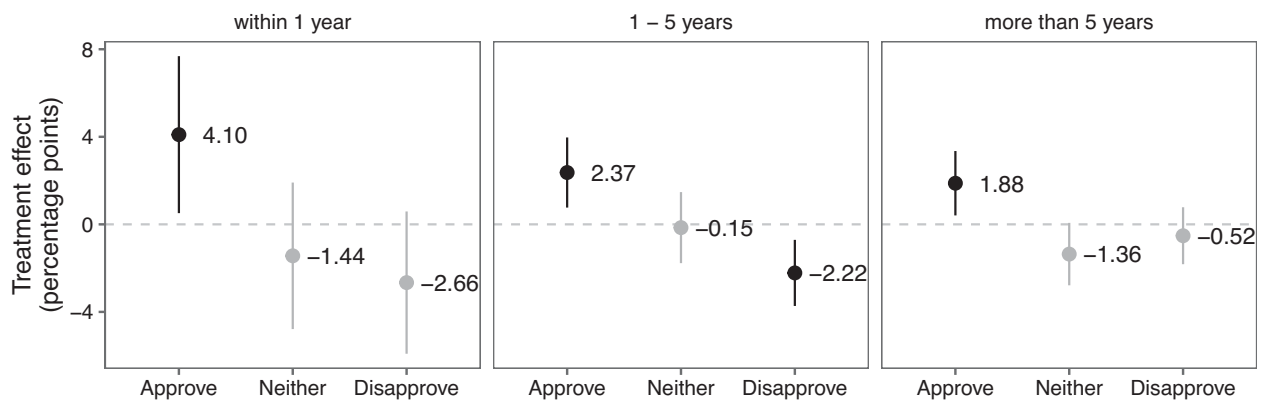
³⁶ Figure L.3 in Section L of the Supplementary Materials shows the average treatment effect pooling all cases. There is no significant change in approval for the host leader associated with a foreign visit. The point estimates are much smaller than the effects on approval for the visiting leader shown in Figure 1.

FIGURE 6. OLS Regression Results by the Job-Performance Approval of the Host-Country and Visiting-Country Leaders



Note: Treatment effects using respondents interviewed within five days before/after the first day of a high-level visit. Vertical bars are 95% confidence intervals. Estimates statistically significant at the 0.05 level are highlighted in black. To divide cases in two groups, we use the difference between the percentage of approval and the percentage of disapproval in the control group. We define a host-country leader or a visiting-country leader as popular if the difference in approval and disapproval is positive.

FIGURE 7. OLS Regression Results by the Number of Years since a Visiting Leader Assumed Office



Note: Treatment effects using the respondents interviewed within five days before/after the first day of a high-level visit. Vertical bars are 95% confidence intervals. Estimates statistically significant at the 0.05 level are highlighted in black.

popularity of the host leader. Yet we find that our main effects on visiting leaders' approval do not appear to be conditional on the host leader's approval: the visiting leader sees a significant increase in approval within both subsets (triangle dots). Perhaps unsurprisingly, the effect of a high-level visit by a popular foreign leader on their own approval is large. While the heterogeneous effects shown in Figure 6 should not be interpreted as causal, taken together these patterns suggest that the primary effect of public diplomacy we identified is not simply driven by the incentives of the host leader.

Soft-Power Honeymoon?

Finally, we consider whether visiting leaders' time in office conditions the effect of their visit. On one hand, leaders with who have established track records and

relatively high familiarity among global audiences may be more effective public diplomats. This would indicate that leaders' reputation and credibility are important in generating soft-power resources. On the other hand, if people start less informed and develop their opinion based simply on the number of messages they have received on a topic (Zaller 1992), their less-entrenched opinions may be more malleable in response to visits by relatively new foreign leaders.

Our results indicate that new leaders have a public-diplomacy advantage. Within the first year of their tenure, leaders appear to have roughly double the effect on host-country approval levels that they have after five or more years in office (Figure 7). This "honeymoon" effect may suggest that public diplomacy's influence relies to a considerable extent on low levels of information held by foreign citizens rather

than mainly being the product of hard-earned reputations for credibility developed by experienced leaders.

CONCLUSION

In this article, we establish a causal connection between the visits of leaders from nine major countries and mass opinion in 38 host countries. We demonstrate that there is a substantial positive shift in approval of the leadership of a visiting country after a high-level visit, relative to the comparable previsit period. We further present evidence that it is public-diplomacy activities in particular that drive the effects of visits on foreign public opinion. When we focus on visits without evidence of public diplomacy, the effects disappear, but when we remove visits with economic or security announcements, the effects remain. The effects of high-level visits are relatively long lasting and are not driven by just the U.S. cases.

These findings support the core and largely untested assumption behind most of the literature on public diplomacy: public diplomacy actually sways foreign public opinion. This is also the core assumption behind the argument that public diplomacy is an effective tool for increasing a country's soft-power resources. We see our contribution as providing a solid empirical foundation for moving the related literature in international relations forward, including debates about the nature of international power. Scholars and policy makers can better assess the substantive influence of high-level public diplomacy—a ubiquitous feature of modern international relations—on specific policy goals, if they are able to estimate the actual effects of public diplomacy activities on mass opinion in the targeted countries.

We explore further theoretical implications of our findings by showing that there is weak evidence of a hard edge to soft power. Only for extremely large power differentials is the effect of a high-level visit conditioned by the hard-power imbalance between a strong visitor and a weaker host. However, in most cases, hard-power imbalance does not appear to create any soft-power advantage. We also show that there is little evidence that unpopular host leaders can increase their own domestic support by leveraging a visitor's relative popularity or that visiting leaders are unable to conduct effective public diplomacy when their hosts are unpopular. Finally, it appears that newer leaders have a larger potential to increase foreign approval, suggesting that a well-established reputation is not central to this effect.

Many important questions remain to be addressed regarding the effects of high-level visits and other modes of public diplomacy. For example, future research should examine conditions under which high-level visits produce the largest changes in foreign public opinion. Which leaders or governments are most effective, which audiences are most receptive, and how do these factors interact? Our exploratory analyses are a first step in this direction, but there is much work remaining to better understand effect heterogeneity, which should in turn lead to more precise theory of the nature and consequences of public diplomacy. Additionally, establishing

a baseline effect of high-levels visits (a high profile, but impermanent form of public diplomacy) allows for an examination of whether (or when) other types of public diplomacy, such as government-sponsored events or cultural/educational exchange programs directed at promoting mutual understanding, affect foreign public opinion in comparable ways.

Finally, our results provide a potential avenue through which to better understand how public opinion forms on a range of important policy issues. The effects of foreign public opinion on international outcomes is closely tied to the *ability* to influence that opinion, which we demonstrate in this article. Our findings should energize further investigation into the nature of foreign public opinion formation and its downstream effects on policy outcomes, such as building military coalitions (Goldsmith and Horiuchi 2012) or ratifying international treaties. Overall, this study provides strong, causally identified evidence challenging the perspective that public diplomacy can be easily dismissed as a mere performance. High-level visits have a significant, positive influence on foreign public opinion, and a variety of countries have access to this tool.

SUPPLEMENTARY MATERIALS

To view supplementary material for this article, please visit <http://dx.doi.org/10.1017/S0003055421000393>.

DATA AVAILABILITY STATEMENT

Research documentation and/or data that support the findings of this study are openly available in the American Political Science Review Dataverse: <https://doi.org/10.7910/DVN/15GBXD>.

ACKNOWLEDGMENTS

Earlier versions of this paper were presented in a seminar at the Tokyo Foundation for Policy Research (Tokyo, Japan) on November 14, 2019, the Asian Online Political Science Seminar (AOPSSS) on May 6, 2020, a virtual ISA panel on May 19, 2020, and Yale Conference on Japanese Soft Power in East Asia on March 25, 2021. We thank Alexander Agadjanian, Charles Crabtree, Christina Davis, Naima Green-Riley, Dotan Haim, Hans Hassell, Ingrid d'Hooghe, Josh Kertzer, Risa Kitagawa, Tetsuro Kobayashi, Yoshiharu Kobayashi, Jenny Lind, Tyler Jost, Matt Malis, Mark Souva, Atsushi Tago, and other participants of the seminars for useful comments and information. We also thank Kayla Chivers, Stephanie Gill, Vanna Har, and Anna Williams for research assistance.

FUNDING STATEMENT

Goldsmith gratefully acknowledges support under an Australian Research Council Future Fellowship (FT140100763).

CONFLICT OF INTEREST

The authors declare no ethical issues or conflicts of interest in this research.

ETHICAL STANDARDS

The authors affirm this research did not involve human subjects.

REFERENCES

- Agadjanian, Alexander, and Yusaku Horiuchi. 2020. "Has Trump Damaged the U.S. Image Abroad? Decomposing the Effects of Policy Messages on Foreign Public Opinion." *Political Behavior* 42 (2): 581–602.
- Allen, Michael A., Michael E. Flynn, Carla Martinez Machain, and Andrew Stravers. 2020. "Outside the Wire: US Military Deployments and Public Opinion in Host States." *American Political Science Review* 114 (2): 326–41.
- Allport, Gordon Willard. 1954. *The Nature of Prejudice*. Cambridge, MA: Addison Wesley.
- Baldwin, David A. 2016. *Power and International Relations: A Conceptual Approach*. Princeton, NJ: Princeton University Press.
- Balmas, Meital. 2018. "Tell Me Who Is Your Leader, and I Will Tell You Who You Are: Foreign Leaders' Perceived Personality and Public Attitudes toward Their Countries and Citizenry." *American Journal of Political Science* 62 (2): 499–514.
- Baum, Matthew A., and Philip B. K. Potter. 2008. "The Relationships Between Mass Media, Public Opinion, and Foreign Policy: Toward a Theoretical Synthesis." *Annual Review of Political Science* 11: 39–65.
- Bry, Sandra H. 2017. "Brazil's Soft-power Strategy: The Political Aspirations of South–South Development Cooperation." *Foreign Policy Analysis* 13 (2): 297–316.
- Chang, Tsan-Kuo. 1998. "All Countries Not Created Equal to Be News: World System and International Communication." *Communication Research* 25 (5): 528–63.
- Ciftci, Sabri, and Güneş Murat Tezcür. 2016. "Soft Power, Religion, and Anti-Americanism in the Middle East." *Foreign Policy Analysis* 12 (3): 374–94.
- Cohen, Eliot. 2017. *The Big Stick: The Limits of Soft Power and the Necessity of Military Force*. New York: Basic Books.
- Cohen, Jeffrey E. 2016. "Presidential Attention Focusing in the Global Arena: The Impact of International Travel on Foreign Publics." *Presidential Studies Quarterly* 46 (1): 30–47.
- Colantone, Italo, and Piero Stanig. 2018. "The Trade Origins of Economic Nationalism: Import Competition and Voting Behavior in Western Europe." *American Journal of Political Science* 62 (4): 936–53.
- Cooley, Alexander. 2012. *Base Politics: Democratic Change and the U.S. Military Overseas*. Ithaca, NY: Cornell University Press.
- Darnton, Christopher. 2020. "Public Diplomacy and International Conflict Resolution: A Cautionary Case from Cold War South America." *Foreign Policy Analysis* 16 (1): 1–20.
- de la Cuesta, Brandon, and Kosuke Imai. 2016. "Misunderstandings about the Regression Discontinuity Design in the Study of Close Elections." *Annual Review of Political Science* 19: 375–96.
- d'Hooghe, Ingrid. 2011. "The Limits of China's Soft Power in Europe: Beijing's Public Diplomacy Puzzle." In *Public Diplomacy and Soft Power in East Asia*, eds. Sook Jong Lee and Jan Melissen, 163–90. New York: Palgrave Macmillan.
- d'Hooghe, Ingrid. 2015. *China's Public Diplomacy*. Leiden, NL: Brill Nijhoff.
- Dragojlovic, Nick. 2013. "Leaders without Borders: Familiarity as a Moderator of Transnational Source Cue Effects." *Political Communication* 30 (2): 297–16.
- Dragojlovic, Nick. 2015. "Listening to Outsiders: The Impact of Messenger Nationality on Transnational Persuasion in the United States." *International Studies Quarterly* 59 (1): 73–85.
- Edelstein, David M., and Ronald R. Krebs. 2005. "Washington's Troubling Obsession with Public Diplomacy." *Survival* 47 (1): 89–104.
- Friedman, Elie, Zohar Kampf, and Meital Balmas. 2017. "Exploring Message Targeting at Home and Abroad: The Role of Political and Media Considerations in the Rhetorical Dynamics of Conflict Resolution." *International Journal of Communication* 11: 1597–617.
- Gill, Bates, and Yanzhong Huang. 2006. "Sources and Limits of Chinese 'Soft Power.'" *Survival* 48 (2): 17–36.
- Gilmore, Jason, and Charles M. Rowling. 2018. "Lighting the Beacon: Presidential Discourse, American Exceptionalism, and Public Diplomacy in Global Contexts." *Presidential Studies Quarterly* 48 (2): 271–91.
- Golan, Guy J., and Sung-Un Yang. 2013. "Diplomat in Chief? Assessing the Influence of Presidential Evaluations on Public Diplomacy Outcomes among Foreign Publics." *American Behavioral Scientist* 57 (9): 1277–92.
- Goldsmith, Benjamin E., and Yusaku Horiuchi. 2009. "Spinning the Globe? U.S. Public Diplomacy and Foreign Public Opinion." *The Journal of Politics* 71 (3): 863–75.
- Goldsmith, Benjamin E., and Yusaku Horiuchi. 2012. "In Search of Soft Power: Does Foreign Public Opinion Matter for US Foreign Policy?" *World Politics* 64 (3): 555–85.
- Goldsmith, Benjamin E., Yusaku Horiuchi, and Kelly Matush. 2021. "Replication Data for: Does Public Diplomacy Sway Foreign Public Opinion? Identifying the Effect of High-Level Visits." Harvard Dataverse. Dataset. <https://doi.org/10.7910/DVN/15GBXD>.
- Graham, Sarah Ellen. 2014. "Emotion and Public Diplomacy: Dispositions in International Communications, Dialogue, and Persuasion." *International Studies Review* 16 (4): 522–39.
- Hamilton, James. 2004. *All the News That's Fit to Sell: How the Market Transforms Information Into News*. Princeton, NJ: Princeton University Press.
- Hartig, Falk. 2016. "How China Understands Public Diplomacy: The Importance of National Image for National Interests." *International Studies Review* 18 (4): 655–80.
- Hausman, Catherine, and David S. Rapson. 2018. "Regression Discontinuity in Time: Considerations for Empirical Applications." *Annual Review of Resource Economics* 10: 533–52.
- Heng, Yee-Kuang. 2010. "Mirror, Mirror on the Wall, Who is the Softest of Them All? Evaluating Japanese and Chinese Strategies in the 'Soft' Power Competition Era." *International Relations of the Asia-Pacific* 10 (2): 275–304.
- Henrikson, Alan K. 2007. "Niche Diplomacy in the World Public Arena: the Global 'Corners' of Canada and Norway." In *The New Public Diplomacy: Soft Power and International Relations*, ed. Jan Melissen, 67–87. New York: Palgrave Macmillan.
- Hoffman, David. 2002. "Beyond Public Diplomacy." *Foreign Affairs* 81 (2): 83–95.
- Holbrook, Allyson L., Jon A. Krosnick, Penny S. Visser, Wendi L. Gardner, and John T. Cacioppo. 2001. "Attitudes toward Presidential Candidates and Political Parties: Initial Optimism, Inertial First Impressions, and a Focus on Flaws." *American Journal of Political Science* 45 (4): 930–50.
- Imbens, Guido, and Karthik Kalyanaraman. 2012. "Optimal Bandwidth Choice for the Regression Discontinuity Estimator." *The Review of Economic Studies* 79 (3): 933–59.
- Kelley, Judith G., and Beth A. Simmons. 2019. "Introduction: The Power of Global Performance Indicators." *International Organization* 73 (3): 491–510.
- Köse, Talha, Mesut Özcan, and Ekrem Karakoç. 2016. "A Comparative Analysis of Soft Power in the MENA Region: The Impact of Ethnic, Sectarian, and Religious Identity on Soft Power in Iraq and Egypt." *Foreign Policy Analysis* 12 (3): 354–73.
- Lebovic, James H., and Elizabeth N. Saunders. 2016. "The Diplomatic Core: The Determinants of High-level US Diplomatic Visits, 1946–2010." *International Studies Quarterly* 60 (1): 107–23.
- Little, Andrew T. 2019. "The Distortion of Related Beliefs." *American Journal of Political Science* 63 (3): 675–89.
- Malis, Matt, and Alastair Smith. 2019. "A Global Game of Diplomacy." *Journal of Theoretical Politics* 31 (4): 480–506.
- Malis, Matt, and Alastair Smith. 2021. "State Visits and Leader Survival." *American Journal of Political Science* 65 (1): 241–56.

- Mattingly, Daniel C., and James Sundquist. 2021. "Public Diplomacy and Its Limits." Working Paper. http://daniel-mattingly.com/s/China_Public_Diplomacy_v3.pdf.
- McManus, Roseanne W. 2018. "Making It Personal: The Role of Leader-specific Signals in Extended Deterrence." *The Journal of Politics* 80 (3): 982–95.
- Milner, Helen V., and Dustin H. Tingley. 2011. "Who Supports Global Economic Engagement? The Sources of Preferences in American Foreign Economic Policy." *International Organization* 65 (1): 37–68.
- Mor, Ben D. 2006. "Public Diplomacy in Grand Strategy." *Foreign Policy Analysis* 2 (2): 157–76.
- Neyman, J., and Elizabeth L. Scott. 1948. "Consistent Estimates Based on Partially Consistent Observations." *Econometrica* 16 (1): 1–32.
- Nitsch, Volker. 2007. "State Visits and International Trade." *World Economy* 30 (12): 1797–816.
- Nye, Joseph S. 1990. *Bound to Lead: The Changing Nature of American Power*. New York: Basic Books.
- Nye, Joseph S. 2004. *Soft Power: The Means to Success in World Politics*. New York: Public Affairs.
- Nye, Joseph S. 2008. "Public Diplomacy and Soft Power." *The Annals of the American Academy of Political and Social Science* 616 (1): 94–109.
- Ostrander, Ian, and Toby J. Rider. 2018. "Presidents Abroad: The Politics of Personal Diplomacy." *Political Research Quarterly* 72 (4): 835–48.
- Paluck, Elizabeth Levy, Seth A. Green, and Donald P. Green. 2019. "The Contact Hypothesis Re-evaluated." *Behavioural Public Policy* 3 (2): 129–58.
- Peterson, Peter G. 2002. "Public Diplomacy and the War on Terrorism." *Foreign Affairs* 81 (5): 74–94.
- Popkin, Samuel L. 1991. *The Reasoning Voter: Communication and Persuasion in Presidential Campaigns*. Chicago: University of Chicago Press.
- Reus-Smit, Christian, and Duncan Snidal, eds. 2008. *The Oxford Handbook of International Relations*. Oxford: Oxford University Press.
- Rosati, Jerel A., and James M. Scott. 2020. *The Politics of United States Foreign Policy*. Seventh ed. Thousand Oaks, CA: CQ Press.
- Scott, David. 2015. "China's Public Diplomacy Rhetoric, 1990–2012: Pragmatic Image-crafting." *Diplomacy & Statecraft* 26 (2): 249–65.
- Sevin, Efe. 2017. *Public Diplomacy and the Implementation of Foreign Policy in the US, Sweden and Turkey*. Cham, CH: Palgrave Macmillan.
- Shambaugh, David. 2015. "China's Soft-power Push: The Search for Respect." *Foreign Affairs* 94 (4): 99–107.
- Sheafer, Tamir, Pazit Ben-Nun Bloom, Shaul R. Shenhav, and Elad Segev. 2013. "The Conditional Nature of Value-based Proximity between Countries: Strategic Implications for Mediated Public Diplomacy." *American Behavioral Scientist* 57 (9): 1256–76.
- Simmons, Beth A. 2011. "International Studies in the Global Information Age." *International Studies Quarterly* 55 (3): 589–99.
- Singer, J. David. 1988. "Reconstructing the Correlates of War Dataset on Material Capabilities of States, 1816–1985." *International Interactions* 14 (2): 115–32.
- Sun, Jing. 2013. "Soft Power's Rise and Fall in East Asia." *Current History* 112: 217–23.
- van Ham, Peter. 2013. "Social Power in Public Diplomacy." In *Relational, Networked, and Collaborative Approaches to Public Diplomacy: The Connective Mindshift*, eds. R. S. Zaharna, Amelia Arsenault, and Ali Fisher, 17–28. New York: Routledge.
- Wang, Yiwei. 2008. "Public Diplomacy and the Rise of Chinese Soft Power." *The Annals of the American Academy of Political and Social Science* 616 (1): 257–73.
- Wilson, Ernest J., III. 2008. "Hard Power, Soft Power, Smart Power." *The Annals of the American Academy of Political and Social Science* 616 (1): 110–24.
- Wiseman, Geoffrey. 2019. "Public Diplomacy and Hostile Nations." In *Debating Public Diplomacy: Now and Next*, eds. Jan Melissen and Jian Wang, 134–53. Leiden, NL: Brill Nijhoff.
- Zaller, John R. 1992. *The Nature and Origins of Mass Opinion*. Cambridge: Cambridge University Press.