

Miscellaneous

resection of the nasal septum. Immediately after the operation, the other lung became infected, and the patient died three months later.


2. *In those predisposed to tuberculosis.*—The same abstention should be practised in the case of patients with the tubercular diathesis. It is impossible, however, to refuse to the children of tubercular parents the advantages of free air-passages, a normal nose and throat being the best prophylactic for tuberculosis.

GAVIN YOUNG.

TONGUE SPATULA.

B. SEYMOUR JONES, F.R.C.S., Hon. Surgeon, Ear and Throat Hospital, Birmingham.

The spatula illustrated has been designed to afford a better grip of the tongue than the usual pattern. It has been found extremely useful in steadying the tongue whilst cauterising lymphoid follicles on the pharyngeal



wall, for examining the beds of tonsils after dissection, and for operating for quinsy.

In addition to the inclined slats it has a plange at the edge to prevent lateral slipping.

The instrument is made by Messrs Philip Harris & Co., Edmund Street, Birmingham.

GENERAL NOTES

The Semon Lecture, University of London, was delivered on 12th July, in the Hall of the Royal Society of Medicine, 1 Wimpole Street, by Professor H. S. Birkett, C.B., M.D., Dean of the Faculty of Medicine, McGill University, Montreal. The subject of the Lecture was "The Development of Trans-Atlantic Rhino-Laryngology." We hope to publish an abstract of the Lecture in an early number of the *Journal*.

General Notes

Drs Halphen and Rouget were appointed "Oto-rhino-laryngologistes des Hôpitaux" at the recent Election in Paris.

* * *

Professor Dr Carl von Eicken has been called from Giessen to Berlin to succeed the late Professor Gustav Killian in the Chair of Laryngology. We understand that Professor von Eicken will be required to teach otology as well as rhinology and laryngology.

* * *

The *Internationales Centralblatt für Laryngologie, Rhinologie und Verwandte Wissenschaften*, which was founded in 1884 by the late Sir Felix Semon, has ceased publication under the above title and now appears as the *Centralblatt für Hals-Nasen und Ohren-Heilkunde*. Dr Georg Finder, who succeeded Sir Felix Semon in 1908 as editor, continues to act in the same capacity. The journal has become the organ of the German Society of Physicians for Diseases of the Throat, Nose, and Ear.

* * *

Another well-known journal, the *Archiv für Laryngologie und Rhinologie*, founded by Professor B. Fränkel, has changed its title and now appears as the *Zeitschrift für Hals-Nasen und Ohren-Heilkunde*. The new journal is a continuation of Fränkel's *Archiv* in combination with the *Zeitschrift für Ohrenheilkunde und für die Krankheiten der Luftwege*, founded by Knapp and Moos. The new *Zeitschrift* is edited by Professor von Eicken and Dr Georg Finder of Berlin, and by Professor K. Wittmaack of Jena.

* * *


In the 15th Annual Report of the King Edward VII. Sanatorium, Midhurst, recently published, Sir St Clair Thomson reports briefly on the Throat Department. Of 269 patients discharged during the year ending 30th June 1921, 263 were examined laryngoscopically. Of these, 217, *i.e.* 82 per cent., were found to have a normal larynx, and 46, or 17 per cent., showed evidence of disease. Tubercle bacilli were found in the sputum of all the cases suffering from laryngeal disease.

Following the Turban-Gerhardt classification, which indicates the clinical condition of the patients on admission to the Sanatorium, we find that 92 patients who were placed in Group I., where the lung disease is of slight severity and limited to small areas of one lobe on either side, had no evidence of laryngeal disease. Of 78 patients classified in Group II., where the lung disease is of slight severity but more extensive than in Group I., and affecting, at most, the whole of one lobe, or severe disease extending at most to the half of one lobe, 16, or 20 per cent., had a laryngeal affection. Of 94 patients in Group III., *i.e.* cases of greater severity than Group II., and all those with considerable cavities, 30, or 31 per cent., showed signs of laryngeal mischief.

Of the total 46 cases with tuberculosis of the larynx, 9 were cured and 14 were improved, while in 20 the disease remained stationary or became worse. Three died in the sanatorium.

Mayer & Phelps

CHIRON HOUSE
59-61 New Cavendish St.
London, W. 1

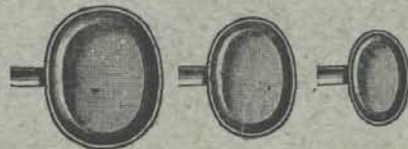


Chiron Examination Lamp (Regd.)

The Chiron Lamp has been approved by many leading Specialists, and we have no hesitation in recommending it as superior to any lamp yet produced. The Burner of the $\frac{1}{2}$ -Watt type, of special design, gives a brilliant illumination of about 200 candle-power.

Tonsil Paste Applicator

Devised by IRWIN MOORE, M.B., C.M. (Edin.), Surgeon to
the Throat Hospital, Golden Square



Vide "The Treatment of Enlarged or Diseased Tonsils in Cases where Surgical Procedures are Contra-indicated" (*Journal of Laryngology*, October 1919).