

# The Journal of Laryngology and Otology

EDITED BY  
WALTER HOWARTH

ASSISTANT EDITOR  
G. H. BATEMAN

## Contents

CLINICAL ASPECTS OF CONGENITAL ANOMALIES OF THE LARYNX, TRACHEA, BRONCHI AND OESOPHAGUS (SEMON LECTURE) . . . . .	PAUL H. HOLINGER ✓
OTOMYCOSIS: A NEGLECTED DISEASE . . . . .	A. E. W. GREGSON ✓ and C. J. LA TOUCHE
AN APPROACH TO THE PITUITARY VIÀ A NASAL OSTEOPLASTIC FLAP . . . . .	R. G. MACBETH ✓
CLINICAL RECORDS—	
INTRAMURAL OESOPHAGEAL FOREIGN BODY . . . . .	W. LEACH ✓
PERFORATING FOREIGN BODY OF PHARYNX . . . . .	V. T. HAMMOND ✓
HAEMANGIOMA OF THE SUBGLOTTIC SPACE IN AN INFANT AS A CAUSE OF STRIDOR . . . . .	GAY, I. and ELIAN, E. ✓
CLINICAL NOTE—	
SINUS TRANSILLUMINATION: AN ARCHAIC SURVIVAL	M. E. N. SMITH ✓
GENERAL NOTES	

London  
Headley Brothers  
109 Kingsway WC2

Annual Subscription £4/4/0 net, U.S.A. \$13

Monthly, 10/- net post free



# The Journal of Laryngology and Otology

(FOUNDED in 1887 by MORELL MACKENZIE and NORRIS WOLFENDEN)

EDITED BY

WALTER HOWARTH

ASSISTANT EDITOR

G. H. BATEMAN

1. Original articles which have not been published elsewhere are invited and should be sent to the Editor. They are considered for publication on the understanding that they are contributed to this *Journal* solely. Reproduction elsewhere, in whole or in part, is not permitted without the previous written consent of the Author and Editor and the customary acknowledgement must be made.

2. Manuscripts should be typewritten, on one side only of the paper, and well spaced. Captions to illustrations should be typed on a separate sheet and sent at the same time as original photographs, etc.

The Harvard system of recording references should be used, e.g. GREEN, C., and BROWN, D. (1951) *J. Laryng.*, 65, 33. Abbreviations of Journals should follow the style recommended in *World Medical Periodicals*, published by World Health Organization, 1952.

It is most important that authors should verify *personally* the accuracy of every reference before submitting a paper for publication.

3. Galley proofs and engraver's proofs of illustrations are sent to the author. Corrections, which should be kept to a minimum, must be clearly marked, and no extra matter added. Proofs should be returned within 5 days.

4. Illustration blocks are provided free up to the limit of £10 per article; beyond this authors are expected to pay half the cost. Coloured illustrations will be charged in full to authors.

Blocks will normally be held by the Printers for three years after which they will be destroyed. Any author who has borne a part of the cost of his blocks is entitled to have these returned to him, but a request for this must be sent within three years of the appearance of the article, to HEADLEY BROTHERS, 109 Kingsway, London, WC2.

5. Orders for reprints must be sent when returning galley proofs, and for this purpose special forms are supplied.

6. Authors of original communications on Oto-Laryngology in other journals are invited to send a copy, or two reprints, to the *Journal of Laryngology*. If they are willing, at the same time, to submit their own abstract (in English, French, Italian, or German) it will be welcomed.

7. Editorial communications may be addressed to THE EDITOR, *Journal of Laryngology*, c/o HEADLEY BROTHERS, 109 Kingsway, London, WC2.

8 The annual subscription is four guineas sterling (U.S.A. \$13) post free, and is payable in advance.

9. Single copies will be on sale at 10s. od. each; copies of parts up to Vol. LXIII which are available may be purchased at 7s. 6d. each.

10. All subscriptions, advertising and business communications should be sent to the publishers, HEADLEY BROTHERS, 109 KINGSWAY, LONDON, WC2.

#### *United States of America*

Orders for this *Journal* may be sent through local bookseller, or to STECHERT-HAFNER, INC., 31-33 East 10th Street, New York, or direct to the publishers, HEADLEY BROTHERS, 109 KINGSWAY, LONDON, WC2, England.

© *Journal of Laryngology and Otology*, 1960

# The Journal of Laryngology and Otology


	PAGE
CLINICAL ASPECTS OF CONGENITAL ANOMALIES OF THE LARYNX, TRACHEA, BRONCHI AND OESOPHAGUS (SEMON LECTURE). Paul H. Holinger (Chicago, Illinois, U.S.A.) . . . . .	1
OTOMYCOSIS: A NEGLECTED DISEASE. A. E. W. Gregson and C. J. La Touche (Leeds) . . . . .	45
AN APPROACH TO THE PITUITARY VIA A NASAL OSTEOPLASTIC FLAP. R. G. Macbeth (Oxford) . . . . .	70
CLINICAL RECORDS—	
Intramural Oesophageal Foreign Body. W. Leach (London)	78
Perforating Foreign Body of Pharynx. V. T. Hammond (London) . . . . .	84
Haemangioma of the Subglottic Space in an Infant as a Cause of Stridor. Gay, I. and Elian, E. (Jerusalem) . . . . .	89
CLINICAL NOTE—	
Sinus Transillumination: an Archaic Survival. M. E. N. Smith (Swansea) . . . . .	93
GENERAL NOTES . . . . .	95

## **DULL . . . or DEAF?**

Early ascertainment of deafness is now recognised as an essential item in school and clinical examinations of children; hearing loss is all too often confused with mental retardation.

The N.I.D. picture card test of hearing is a rapid and simple preliminary means of deciding whether full otological examination is needed. Can be used with the youngest infants.

Strongly bound and with full instructions 12/6d. per set, plus 1/6d. postage. (Or details will be sent free on request.)



**THE NATIONAL INSTITUTE  
FOR THE DEAF**  
(Patron: H.R.H. The Duke of Edinburgh, K.G.)  
105 Gower Street, London, W.C.1.  
Phone: EUSton 8033

For advertisement  
space in this Journal  
apply to:

**HEADLEY BROTHERS**  
109 Kingsway, London, WC2

Please mention *The Journal of Laryngology and Otology* when replying to advertisements



An open letter to every  
Otologist...



Dear Sir,

As you will probably agree, even though there may be many causes of deafness, the alleviation of it is an individual problem. This is something to which we at Philips have given our specialised attention.

Our wide, interchangeable range of unobtrusive receiving units and ear-pieces makes it possible to obtain the precise combination to match the exact needs of each patient. And in each combination tone and volume are fully adjustable to provide suitable correction for every kind of defective hearing in every listening situation. Even if a patient's hearing changes with time he can, with most models, tune his Philips Hearing Aid accordingly. This technical excellence of these Aids, which are, of course, on the Approved List of the National Institute for the Deaf, is the result of comprehensive - perhaps unique - research and manufacturing facilities and unrivalled experience in the accurate reproduction of sound.

It is an excellent idea to advise your patients who are hard of hearing to visit a Philips Audiometric Centre. There is a network of them throughout Britain, where patients can discuss their individual needs with a skilled audiometrician entirely free of charge.

Yours faithfully,

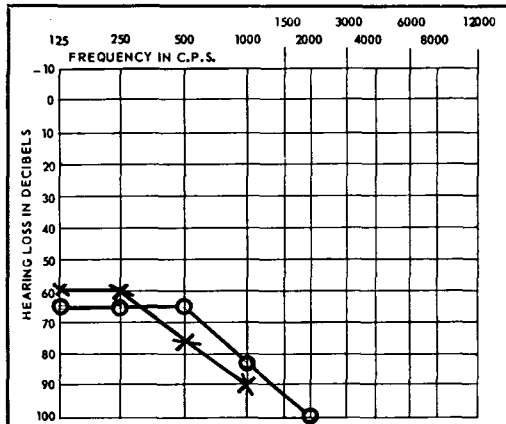
**PHILIPS ELECTRICAL LTD**  
Century House · Shaftesbury Avenue  
London · W.C.2

H13250

Please mention *The Journal of Laryngology and Otology* when replying to advertisements

**CASE 2.**

# Fitting HEARING AIDS in DIFFICULT CASES



**Case 2:** FILM COMPANY EMPLOYEE  
AGE: 18 YEARS

*History:* Deaf from birth. Lip reads very well.  
*Hearing aid fitting:* Amplivox Model A. No automatic volume compression. Wide range earphone. 3 volt battery. Full frequency range. Personal earmoulds for use in either ear.

*Remarks:* After one week only he was able to repeat several words without any visual assistance, and a short time afterwards the considerable progress made enabled him to obtain profitable employment in the film industry away from home.

In measuring the performance of a hearing aid, no yardstick is more indicative than the results achieved in 'difficult cases'. The above case history is only one of the many successes which Amplivox have had over the past quarter-century.

Contributing to this success are the care and thoroughness with which the Amplivox Hearing Advisory Service fit a hearing aid. Air and bone conduction pure tone audiograms, loudness tolerance levels and phonetically balanced word tests are the basis of testing. It is this extreme care in testing and fitting which, coupled with expert knowledge of the instrument characteristics, ensures optimum hearing in all cases.

Amplivox incorporate the world's finest hearing aids in their range, including head-borne and body-worn aids (many

incorporating AVC) from the Super 'A', for the profoundly deaf, to the latest all-behind-the-ear model, Secrette.

There are permanent Amplivox Hearing Advisory Centres in principal cities throughout the country, providing a reliable and thorough service for the hard-of-hearing.

For further information and descriptive literature please telephone the local Amplivox Centre or write to:

## AMPLIVOX LTD.

80 New Bond Street, London, W.1  
Tel: Hyde Park 9888

CENTRES AT: BIRMINGHAM, BOURNEMOUTH,  
BRISTOL, CARDIFF, EDINBURGH, GLASGOW,  
HULL, LEEDS, LEICESTER, LIVERPOOL,  
MANCHESTER, NEWCASTLE, DUBLIN

Please mention *The Journal of Laryngology and Otology* when replying to advertisements



*“Hearing Aid?  
I always send  
my patients  
to INGRAMS”*

“I know my patients get the best possible choice of aids with Ingrams. Ingrams don’t make aids—they are Independent Suppliers of all the best makes. This means the patient can compare one make against another, Ingrams can advise impartially about each make, and the patient gets the best possible fitting. Patients like it and I can rely on Ingrams.

Ingrams have at Shepherd Street one of the best equipped consulting rooms I’ve ever seen. Their Speech Audiometry equipment, for example, is outstanding. They also do domiciliary visits throughout the country—a lot of my patients like this, especially those outside London.”

**REFER YOUR PATIENTS TO . . .**

# INGRAMS

The Independent Hearing Aid Suppliers

**Largest selection of the Different  
Makes in the Country.**

*Member of the Society of Hearing  
Aid Audiologists*

2, Shepherd Street, Shepherd Market,  
London, W.1

HYDe Park 9041 and 9042

**Resident Representatives in all parts of the country.**

Please mention *The Journal of Laryngology and Otology* when replying to advertisements

# MULTITONE

a complete range of British  
hearing aids



**202 AUDIOMATIC**  
(Post-aural aid)



**101 SPECTACLES**  
(Monaural or Binaural)



**SELECTOR 10**



**MINUET**



**CLARAFON**  
(Telephone Amplifier)



**ADAPHONE**  
(T.V. and Radio Attachment)

Also



Induction Loop Aids; Group Aids and Auditory Trainers for schools

**MULTITONE ELECTRIC COMPANY LIMITED**  
25 DOVER STREET LONDON W.1.  
HYDe Park 9977

Branches and Agents throughout the World

Please mention *The Journal of Laryngology and Otology* when replying to advertisements



 A new penicillin has been prepared which is active against the usual penicillin-sensitive microorganisms and yet resists staphylococcal penicillinase. This is a major event in chemotherapy. From the information given in the *British Medical Journal* last week and in the three papers appearing in our present issue there is good reason to hope that the new BRL 1241 ('Celbenin', Beecham Research Laboratories) will be a means of controlling the staphylococcal infections which have plagued hospitals through- 

EDITORIAL (1960) LANCET, ii, 585

Seven papers reporting work on Celbenin appeared in the *British Medical Journal* of September 3rd, 1960, on pages 687, 690, 694, 700, 703, 706 and 708; three in the *Lancet* of September 10th, 1960, on pages 564, 568 and 569

**CELBENIN** is a product of British Research at  
**BEECHAM RESEARCH Laboratories Ltd. Brentford, England**



Please mention *The Journal of Laryngology and Otology* when replying to advertisements





The world's most fully developed  
**CLINICAL AUDIOMETER**  
**AMPLIVOX MODEL 82**

**FEATURES**

- \* Air and bone conduction with single zero
- \* Narrow band masking with insert earphone
- \* Loudness balance testing
- \* Automatic check of control settings
- \* Patients' signal
- \* Speech circuit
- \* British or American Standard calibration
- \* Maximum stability of performance
- \* Extreme simplicity of use


For further information and demonstration write to:

**AMPLIVOX LIMITED**

Medical Acoustic Division,

80 New Bond Street, London, W.1. Tel: Hyde Park 9888.

Please mention *The Journal of Laryngology and Otology* when replying to advertisements



# **SPANSULE ESKORNADÉ\***

**a new long-acting oral nasal decongestant**

One dose of 'Eskornade' produces immediate relief of nasal congestion, followed by an evenly maintained therapeutic effect over the next 10—12 hours. The three components of 'Eskornade' counteract nasal vasodilatation, hypersecretion and oedema safely and effectively, *with few and minor side effects*. Formula: each 'Eskornade Spansule' sustained-release capsule contains phenylpropanolamine hydrochloride 50 mg. isopropamide iodide 2.5 mg. and diphenylpyraline hydrochloride ('Histryl') 5 mg.

**SMITH KLINE & FRENCH LABORATORIES LTD**

Welwyn Garden City, Herts

*\*\*Eskornade', 'Spansule' and 'Histryl' are trade marks*

*Brit. Pat. Nos. 742007, 772921*

SED: PA131

---

Please mention *The Journal of Laryngology and Otology* when replying to advertisements