

Multiple herbicide resistance among kochia (*Bassia scoparia*) populations in the southcentral Great Plains

Research Article

Cite this article: Dhanda S, Kumar V, Manuchehri M, Bagavathiannan M, Dotray PA, Dille JA, Obour A, Yeager EA, Holman J (2025). Multiple herbicide resistance among kochia (*Bassia scoparia*) populations in the southcentral Great Plains. *Weed Sci.* **73**(e16), 1–10. doi: [10.1017/wsc.2024.88](https://doi.org/10.1017/wsc.2024.88)

Received: 7 August 2024

Revised: 24 September 2024

Accepted: 21 October 2024

Associate Editor:


Dean Riechers, University of Illinois

Keywords:

U.S. Great Plains; herbicide-resistant weed populations; integrated weed management; herbicide resistance management strategies

Corresponding author:

Vipan Kumar; Email: vk364@cornell.edu

Sachin Dhanda¹, Vipan Kumar² , Misha Manuchehri³, Muthukumar Bagavathiannan⁴, Peter A. Dotray⁵, J. Anita Dille⁶, Augustine Obour⁷, Elizabeth A. Yeager⁸ and Johnathan Holman⁹

¹Graduate Research Assistant, Kansas State University, Agricultural Research Center, Hays, KS, USA; ²Associate Professor, Cornell University, School of Integrative Plant Science, Soil and Crop Sciences Section, Ithaca, NY, USA; ³R&D Biology Project Lead, BASF Corporation, Durham, NC, USA; ⁴Professor, Texas A&M University, Department of Soil & Crop Sciences, College Station, TX, USA; ⁵Professor and Extension Weed Specialist, Texas Tech University and Texas A&M Agrilife Research and Extension Service, Lubbock, TX, USA; ⁶Professor, Kansas State University, Department of Agronomy, Manhattan, KS, USA; ⁷Professor, Kansas State University, Agricultural Research Center, Hays, KS, USA; ⁸Associate Professor, Kansas State University, Department of Agricultural Economics, Manhattan, KS, USA and ⁹Professor, Kansas State University, Southwest Research and Extension Center, Garden City, KS, USA

Abstract

Multiple herbicide-resistant (MHR) kochia [*Bassia scoparia* (L.) A.J. Scott] is a concern for farmers in the Great Plains. A total of 82 *B. scoparia* populations were collected from western Kansas (KS), western Oklahoma (OK), and the High Plains of Texas (TX) during fall of 2018 and 2019 (from the various locations), and their herbicide resistance status was evaluated. The main objectives were to (1) determine the distribution and frequency of resistance to atrazine, chlorsulfuron, dicamba, fluroxypyr, and glyphosate; and (2) characterize the resistance levels to glyphosate, dicamba, and/or fluroxypyr in selected *B. scoparia* populations. Results indicated that 33%, 100%, 48%, 30%, and 70% of the tested *B. scoparia* populations were potentially resistant ($\geq 20\%$ survival frequency) to atrazine, chlorsulfuron, dicamba, fluroxypyr, and glyphosate, respectively. A three-way premixture of dichlorprop/dicamba/2,4-D provided 100% control of all the tested populations. Dose-response studies further revealed that KS-9 and KS-14 *B. scoparia* populations were 5- to 10-fold resistant to dicamba, 3- to 6-fold resistant to fluroxypyr, and 4- to 5-fold resistant to glyphosate as compared with the susceptible (KS-SUS) population. Similarly, OK-10 and OK-11 populations were 10- to 13-fold resistant to dicamba and 3- to 4-fold resistant to fluroxypyr and glyphosate compared with the OK-SUS population. TX-1 and TX-13 *B. scoparia* populations were 2- to 4-fold resistant to dicamba, and TX-1 was 5-fold resistant to glyphosate compared with the TX-SUS population. These results confirm the first report of dicamba- and fluroxypyr-resistant *B. scoparia* from Oklahoma and glyphosate- and dicamba-resistant *B. scoparia* from Texas. These results imply that adopting effective integrated weed management strategies (chemical and nonchemical) is required to mitigate the further spread of MHR *B. scoparia* in the region.

Introduction

Kochia [*Bassia scoparia* (L.) A.J. Scott] is a problematic summer annual broadleaf weed across cropland and noncropland areas in the U.S. Great Plains (Kumar et al. 2019b). *Bassia scoparia* can emerge early in the spring and exhibits an extended emergence period from mid-February through mid-June (Dille et al. 2017; Kumar et al. 2018). Small *B. scoparia* seedlings have leaves densely covered in short, fine, white hairs (Friesen et al. 2009). These leaf hairs can reduce foliar absorption of herbicides by suspending droplets above the leaf cuticle, which can reduce the effectiveness of herbicides (Friesen et al. 2009). *Bassia scoparia* is highly invasive and tolerant to various abiotic stresses (heat, cold, drought, and salinity) (Christoffoleti et al. 1997; Friesen et al. 2009). Its flowers are inconspicuous (without petals) and protogynous (stigmas emerge before anther development), facilitating cross-pollination between plants. A single *B. scoparia* plant can produce >100,000 seeds dispersed over long distances by wind via a tumbling mechanism (Friesen et al. 2009; Kumar et al. 2019b).

Bassia scoparia is a highly competitive weed in agronomic crops because of its early emergence and stress tolerance. It can cause yield reductions in many field crops, including corn (*Zea mays* L.), grain sorghum [*Sorghum bicolor* (L.) Moench ssp. *bicolor*], soybean [*Glycine max* (L.) Merr.], sugar beet (*Beta vulgaris* L.), sunflower (*Helianthus annuus* L.), alfalfa (*Medicago sativa* L.), canola (*Brassica napus* L.), and spring cereals (Geddes and Sharpe 2022; Kumar and Jha 2015; Lewis and Gulden 2014; Wicks et al. 1994, 1997). The amount of yield loss depends on the

© The Author(s), 2024. Published by Cambridge University Press on behalf of Weed Science Society of America. This is an Open Access article, distributed under the terms of the Creative Commons Attribution licence (<https://creativecommons.org/licenses/by/4.0/>), which permits unrestricted re-use, distribution and reproduction, provided the original article is properly cited.



B. scoparia density. For instance, *B. scoparia* density of 184 plants m^{-2} caused a 95% yield reduction in grain sorghum (Wicks et al. 1994). Similarly, yield losses of 23% to 77% in soybean at 20 to 135 plants m^{-2} (Geddes and Sharpe 2022; Wicks et al. 1997), 60% in sugar beet at 268 plants m^{-2} (Kumar and Jha 2015), and 62% to 95% in sunflower at 34 to 905 plants m^{-2} (Lewis and Gulden 2014) have been reported.

Repeated use of herbicides with the same site of action (SOA) has resulted in the evolution of herbicide-resistant *B. scoparia* (Kumar et al. 2019b; Sharpe et al. 2023; Westra et al. 2019). Currently, *B. scoparia* populations have evolved resistance to five different SOAs globally, including inhibitors of acetolactate synthase (ALS) (Group 2), photosystem II (Group 5), 5-enolpyruvylshikimate-3-phosphate synthase (EPSPS) (Group 9), protoporphyrinogen oxidase (Group 14), and synthetic auxins (Group 4) (Heap 2024). Since the first discovery of glyphosate-resistant (GR) *B. scoparia* in western Kansas in 2007 (Godar et al. 2015; Wiersma et al. 2015), GR populations have been reported from 10 states in the United States and 4 provinces across the Canadian prairies (Beckie et al. 2013; Godar et al. 2015; Kumar et al. 2019b; Sharpe et al. 2023; Westra et al. 2019). Multiple herbicide resistance to ALS inhibitors, glyphosate, dicamba, or fluroxypyr has been reported from the northern and central Great Plains, including Kansas, Colorado, Montana, as well as the provinces of Alberta, Manitoba, and Saskatchewan in Canada (Beckie et al. 2019; Geddes et al. 2022b; Heap 2024; Kumar et al. 2015; Westra et al. 2019). Furthermore, a single *B. scoparia* population with multiple resistance to chlorsulfuron (Group 2), dicamba (Group 4), atrazine (Group 5), and glyphosate (Group 9) has previously been reported from Kansas (Heap 2024). The status of distribution and frequency of multiple herbicide-resistant (MHR) *B. scoparia* in the southcentral Great Plains (SGP), especially Oklahoma and Texas, is unknown. Therefore, the objectives of this study were to (1) determine the frequency and distribution of resistance to atrazine, chlorsulfuron, dicamba, fluroxypyr, and glyphosate among *B. scoparia* populations from Kansas, Oklahoma, and Texas; and (2) characterize the level of resistance to glyphosate, dicamba, and/or fluroxypyr in selected populations from Kansas, Oklahoma, and Texas.

Materials and Methods

Seed Source

Mature seeds from a total of 82 different *B. scoparia* populations were randomly collected during the fall of 2018 and 2019 from pasture, wheat (*Triticum aestivum* L.) stubble, fallow, corn, cotton (*Gossypium hirsutum* L.), and grain sorghum production fields in western Kansas ($n = 19$), western Oklahoma ($n = 13$), and the Texas High Plains ($n = 50$) (Supplementary Table 1). At each site, branches with seeds from *B. scoparia* were collected from 15 to 20 different plants and bulked. All the collection sites for these populations were georeferenced. Seeds were manually threshed from each population and cleaned with a combination of sieves and an air-column blower and stored in plastic bags at 4 C before greenhouse experiments were conducted.

Single-Dose Experiment

Experiments were conducted in a greenhouse at Kansas State University Agricultural Research Center (KSU-ARC) near Hays, KS, during the fall of 2021 and repeated in spring of 2022. Seeds from each *B. scoparia* population were separately sown (10 seeds per cell) in 50-cell plastic trays (54 by 28 by 10 cm) containing commercial potting mixture (Miracle-Gro® Moisture Control® Potting Mix, Miracle-Gro Lawn Products, Scottslawn Road,

Table 1. Selected putative multiple herbicide-resistant and susceptible (SUS) *Bassia scoparia* populations from Kansas (KS), Oklahoma (OK), and Texas (TX) for dose-response experiment.

| Population | Latitude °N | Longitude °W | Comments |
|------------|-------------|--------------|--------------------|
| KS-9 | 39.7570 | 101.6250 | Wheat stubble |
| KS-14 | 38.4300 | 101.7200 | Wheat stubble |
| KS-SUS | 38.8537 | 99.3256 | Sorghum stubble |
| OK-10 | 36.9518 | 100.8032 | Wheat stubble |
| OK-11 | 36.8646 | 101.0475 | Wheat stubble |
| OK-SUS | 36.7508 | 97.6039 | Wheat stubble |
| TX-1 | 35.2661 | 101.5936 | Cotton field |
| TX-13 | 34.9100 | 102.4100 | Sorghum field edge |
| TX-SUS | 35.2739 | 101.5567 | Sorghum field edge |

Marysville, OH). Greenhouse conditions were maintained at $25/23 \pm 3$ C day/night temperature and a 16/8-h (day/night) photoperiod supplemented with metal-halide lamps ($560 \mu\text{mol m}^{-2} \text{s}^{-1}$). *Bassia scoparia* seedlings (2- to 3-cm tall) from each population were transplanted in 50-cell plastic trays (54 by 28 by 10 cm) (1 seedling per cell) containing the same potting mixture described earlier. Seedlings were watered daily to maintain sufficient moisture for growth. Experiments were arranged in a completely randomized design with 50 replications of individual plants, with each tray with 50 seedlings from each population separately treated with either glyphosate (Roundup PowerMax®, Bayer Crop Science, St Louis, MO) at $1,260 \text{ g ae ha}^{-1}$ plus 20 g L^{-1} ammonium sulfate (AMS), chlorsulfuron (Glean® XP, FMC, Philadelphia, PA) at 26 g ai ha^{-1} with 0.25% v/v nonionic surfactant (NIS), atrazine (AAtrex® 4L, Syngenta Crop Protection, Greensboro, NC) at $1,120 \text{ g ai ha}^{-1}$ with 1% v/v crop oil concentrate, dicamba (Clarity®, BASF, Research Triangle Park, NC) at 560 g ae ha^{-1} with 0.25% v/v NIS, fluroxypyr (Starane® Ultra, Corteva Agriscience, Indianapolis, IN) at 228 g ae ha^{-1} , and a premixture of dichlorprop/dicamba/2,4-D (Scorch® EXT, Nufarm, Alsip, IL) at $374/186/186 \text{ g ae ha}^{-1}$ with 0.25% v/v NIS. A tray of seedlings from each population was treated when plants were 6- to 9-cm tall. All herbicides were applied using a stationary cabinet spray chamber (Research Track Sprayer, DeVries, Hollandale, MN), equipped with an even flat-fan nozzle (TeeJet® 8001EXR, Spraying Systems, Wheaton, IL) calibrated to deliver 132 L ha^{-1} of spray solution at 241 kPa. At 28 d after treatment (DAT), the survival frequency (number of live seedlings/total number of seedlings treated) was determined for each population for each herbicide. A treated plant was considered dead if the plant showed chlorosis, necrosis, epinasty, stem curling/swelling, and no new regrowth at 28 DAT. We used categories previously described by Owen et al. (2007) and Westra et al. (2019) to classify tested *B. scoparia* populations as either susceptible (<2% survival), having low resistance (2% to 19% survival), or resistant ($\geq 20\%$ survival) to the respective herbicide applied.

Dose-Response Experiments

Based on the results from the single-dose experiment, two putative MHR *B. scoparia* populations (resistant to dicamba, fluroxypyr, and glyphosate) from Kansas (KS-9 and KS-14) and two from Oklahoma (OK-10 and OK-11) were selected for further characterization (Table 1). Seeds of the MHR *B. scoparia* populations (with the highest survival frequency to glyphosate and dicamba) from Texas showed poor seed germination; thus, TX-1 (resistant to dicamba and glyphosate) and TX-13 (resistant to glyphosate only) populations

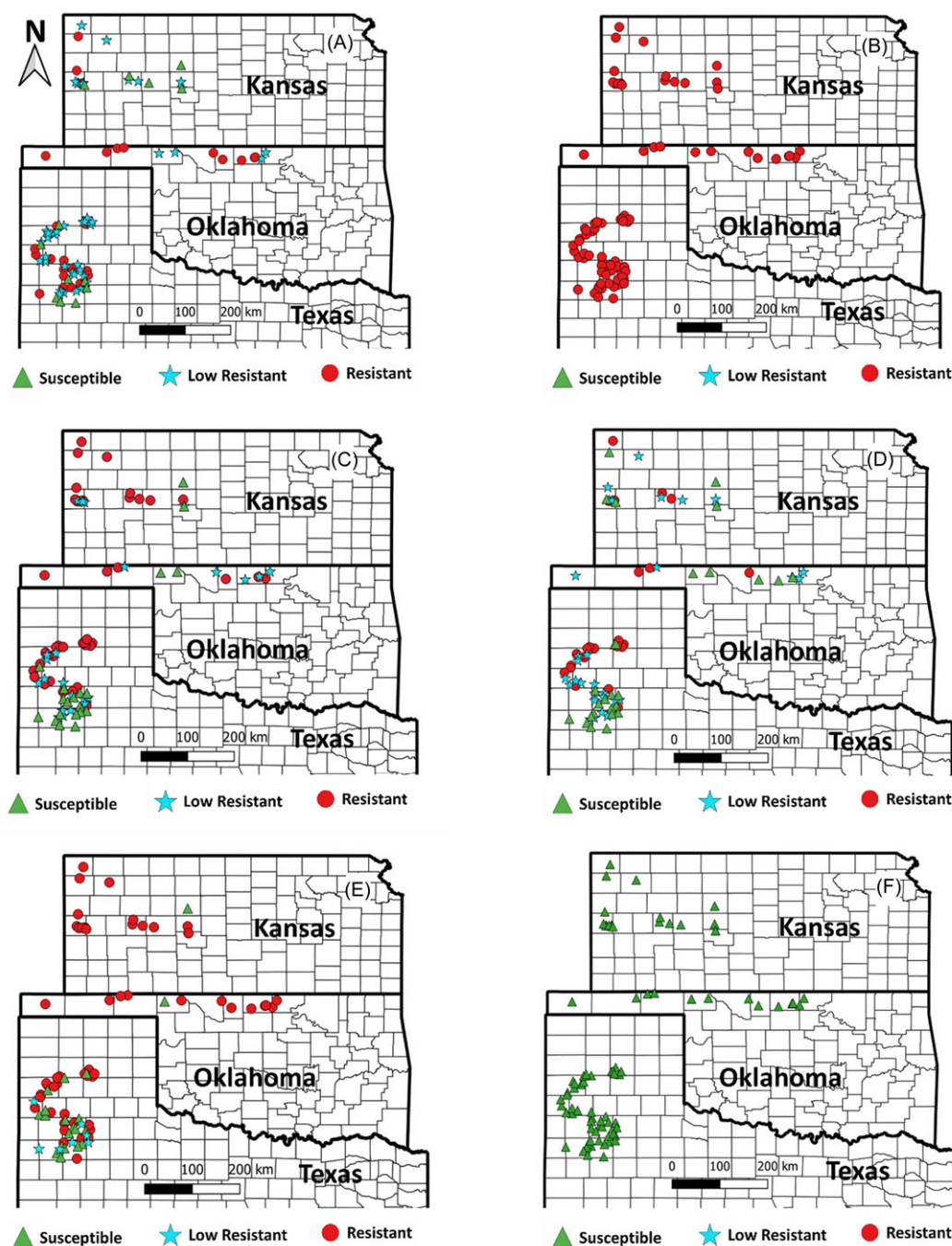


Figure 1. Distribution of *Bassia scoparia* populations resistant to atrazine (A), chlorsulfuron (B), dicamba (C), fluroxypyr (D), glyphosate (E), and dichlorprop/dicamba/2,4-D (F) in western Kansas, western Oklahoma, and Texas High Plains. Populations were classified in three categories based on survival %: <2% = susceptible, 2% to 19% = low resistant, and 20% to 100% = resistant.

were selected for dose–response assays. Similarly, SUS populations (susceptible to glyphosate, dicamba, and fluroxypyr) from Kansas (KS-SUS), Oklahoma (OK-SUS), and Texas (TX-SUS) were also selected (Supplementary Table 1). Greenhouse experiments were conducted as described earlier at KSU-ARC near Hays, KS, in the fall of 2023 and repeated in the spring of 2024. Field-collected seeds for MHR and SUS *B. scoparia* populations from each respective state were separately sown in 50-cell plastic trays (54 by 28 by 10 cm) containing the same potting mixture as described earlier. *Bassia scoparia* seedlings (2- to 3-cm tall) from each population were transplanted in 10 by 10 cm square plastic pots (1 seedling per pot)

containing the same potting mixture as described earlier. *Bassia scoparia* seedlings were watered daily to maintain optimum growth. Experiments were conducted in a randomized complete block design with 12 replications (1 plant per pot indicates one replication). Dicamba, fluroxypyr, and glyphosate dose–response experiments were conducted for Kansas and Oklahoma populations and only dicamba and glyphosate dose–response experiments were conducted for Texas populations. Dicamba doses were 0, 140, 280, 560 (field use rate in fallow), 1,120, 2,240, 4,480, 8,960, and 17,920 g ha⁻¹. The tested doses for fluroxypyr were 0, 57, 114, 228 (field use rate in wheat), 456, 912, 1,824, and 3,648 g ae ha⁻¹, and glyphosate doses were 0, 315, 630,

1,260 (field use rate in fallow), 2,520, 5,040, 10,080, and 20,160 g ha⁻¹. The NIS at 0.25% v/v with dicamba and AMS at 20 g L⁻¹ with glyphosate were used. All selected herbicide doses were applied to 6- to 9-cm-tall *B. scoparia* for each population using a stationary cabinet spray chamber as described earlier. Percent visual control ratings were recorded at 7, 14, and 28 DAT based on injury symptoms corresponding to each herbicide, such as chlorosis, epinasty (curling, twisting, and cupping), and necrosis of *B. scoparia* seedlings on a scale of 0% (no control) to 100% (complete control). At 28 DAT, each plant was clipped at the soil surface, placed in a paper bag, and dried at 65 C for 4 d to obtain shoot dry biomass. Dry biomass data from each replication were converted to percent reduction of biomass using Equation 1:

$$\text{Shoot dry biomass reduction (\%)} = \left[\frac{C - T}{C} \right] \times 100 \quad [1]$$

where *C* is the shoot dry biomass from the nontreated check treatment (average of 12 replications), and *T* is the shoot dry biomass from a treated pot.

Statistical Analyses

The collection sites for 82 *B. scoparia* populations were mapped using QGIS (v. 3.22, Open Source Geospatial Foundation Project, <http://qgis.org>) to visualize the spatial distribution of resistance for each herbicide and state. Data from dose–response experiments for percent visual control and reduction in shoot dry biomass were subjected to ANOVA using the PROC MIXED procedure in SAS 9.3 (SAS Institute, Cary, NC). The fixed effects were experimental run, herbicide dose, populations, and their interactions. Replications and all interactions involving replication were considered random effects. The data followed all the ANOVA assumptions as tested by PROC UNIVARIATE in SAS. The experimental run-by-herbicide interaction for each population within the state was nonsignificant (*P*-value >0.05); therefore, data were pooled across experimental runs for each tested population within a state. Data on percent visual control and reduction of shoot dry biomass for each *B. scoparia* population were regressed over herbicide doses using a three-parameter log-logistic model in R software (Ritz et al. 2015).

$$Y = \{d / 1 + \exp[b(\log x - \log e)]\} \quad [2]$$

where *Y* is percent control or percent reduction in shoot dry biomass, *d* is maximum percent control or biomass reduction (upper asymptote, fixed to 100%), *b* is slope, *x* is herbicide dose, and *e* represents herbicide dose needed for 50% control or shoot dry biomass reduction (referred to as LD₅₀ or GR₅₀ values, respectively). All nonlinear regression parameters and LD₉₀ or GR₉₀ values (herbicide dose required for 90% *B. scoparia* control or shoot dry biomass reduction, respectively) were estimated using the DRC package in R software (Ritz et al. 2015). The resistance index for each MHR population was calculated by dividing the LD₅₀ or GR₅₀ value by the LD₅₀ or GR₅₀ value of the respective SUS *B. scoparia* population for that state.

Results and Discussion

Single-Dose Experiment

The resistance frequency for atrazine ranged from 0% to 100%, with 33% of *B. scoparia* populations classified as resistant, 51% as

Table 2. The number and percentage of a total of 82 *Bassia scoparia* populations categorized as susceptible, low-level resistant, and resistant to each tested herbicide.^a

| Herbicide | Susceptible | Low resistant | Resistant |
|---------------------------|-------------|---------------|-----------|
| | n (%) | | |
| Atrazine | 13 (16) | 42 (51) | 27 (33) |
| Chlorsulfuron | 0 (0) | 0 (0) | 82 (100) |
| Dicamba | 20 (24) | 23 (28) | 39 (48) |
| Dichlorprop/dicamba/2,4-D | 82 (100) | 0 (0) | 0 (0) |
| Fluroxypyr | 25 (30) | 32 (40) | 25 (30) |
| Glyphosate | 18 (22) | 7 (8) | 57 (70) |

^aPopulations were classified in three categories based on survival %; <2% = susceptible, 2% to 19% = low resistant, and 20% to 100% = resistant (Owen et al. 2007; Westra et al. 2019).

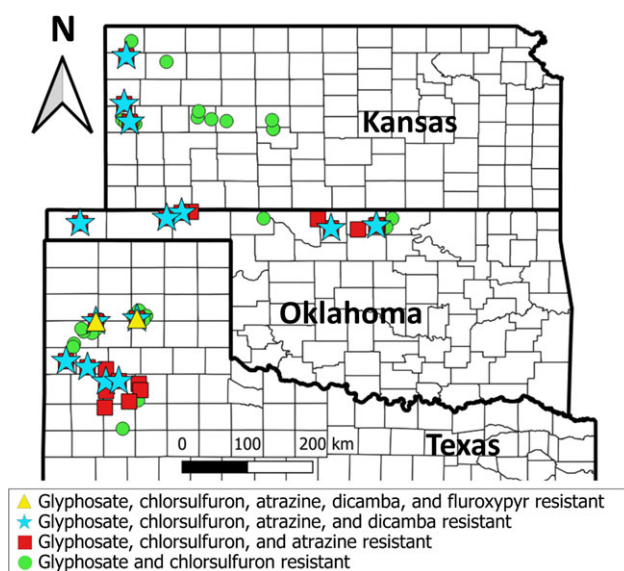


Figure 2. Distribution of multiple herbicide-resistant *Bassia scoparia* populations (out of 82 total) in western Kansas, western Oklahoma, and Texas High Plains.

low resistant, and 16% as susceptible (Figure 1; Table 2). All tested populations were classified as resistant to chlorsulfuron, with a survival frequency ranging from 30% to 100%. The proportion of dicamba resistance among tested *B. scoparia* populations was as follows: 48% classified as resistant, 28% classified as low resistant, and 24% susceptible, with a survival frequency ranging from 0% to 96% (Figure 1; Table 2). For fluroxypyr, 30% of the total tested populations were classified as resistant, 40% as low resistant, and 30% as susceptible, with survival frequency ranging from 0% to 100% (Figure 1; Table 2). Fluroxypyr resistance in *B. scoparia* populations has been reported in several states of the United States (Colorado, Kansas, Montana, North Dakota, and Nebraska) and in the provinces of Alberta and Saskatchewan in Canada (Geddes et al. 2021; Heap 2024; Howatt and Ciernia 2014; Kumar et al. 2019a; LeClere et al. 2018; Sharpe et al. 2023; Todd et al. 2024). Geddes et al. (2021) reported fluroxypyr resistance in 13% of tested populations from Alberta, Canada. Percent survival or resistance frequency to glyphosate in all tested *B. scoparia* populations ranged from 0% to 97%, with 70% of populations (57 out of 82 total) classified as resistant to glyphosate, 8% classified as low resistant, and 22% as susceptible based on the classification criteria described by Owen et al. (2007) and Westra et al. (2019) (Figure 1; Table 2). The premixture of dichlorprop/dicamba/2,4-D provided complete control of all populations. These results are consistent with those of

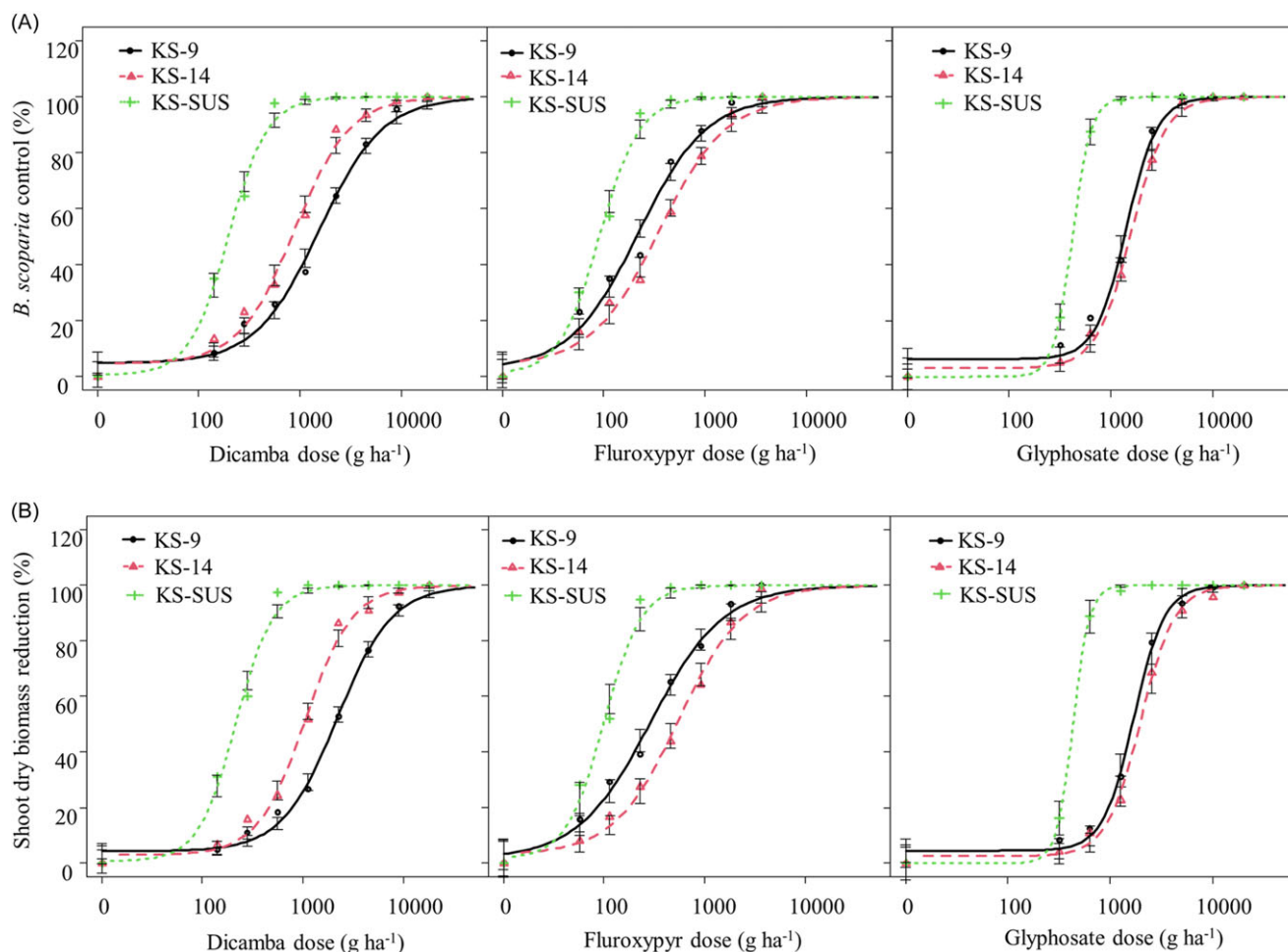


Figure 3. Percent control (A) and shoot dry biomass reduction (B) response of *Bassia scoparia* populations to various doses of dicamba, fluroxypyr, and glyphosate. KS-9 and KS-14 were multiple herbicide-resistant *B. scoparia* populations and KS-SUS was the susceptible population collected from western Kansas.

Dhanda et al. (2023), who previously reported effective control (84% to 90% control) of MHR *B. scoparia* with a dichlorprop-p/dicamba/2,4-D mixture.

Considering both resistant and low-resistant categories, 84% of the total tested populations were found to be resistant to atrazine, 100% to chlorsulfuron, 76% to dicamba, 70% to fluroxypyr, and 78% to glyphosate (Table 2). These results indicate a widespread distribution of resistance in *B. scoparia* populations to atrazine, chlorsulfuron, dicamba, fluroxypyr, and glyphosate in the SGP region. About 12% of the total tested populations were found to be three-way resistant ($\geq 20\%$ survival) to atrazine, chlorsulfuron, and glyphosate, while 15% of the populations were four-way resistant to atrazine, chlorsulfuron, dicamba, and glyphosate (Figure 2). Only two *B. scoparia* populations from Texas were found to be five-way resistant to atrazine, chlorsulfuron, dicamba, fluroxypyr, and glyphosate (Figure 2). Three- to four-way resistance to atrazine, chlorsulfuron, glyphosate, and/or dicamba/fluroxypyr in *B. scoparia* populations from Kansas has also been reported previously (Kumar et al. 2019b; Varanasi et al. 2015).

These results are consistent with Beckie et al. (2019), who reported ALS-inhibitor resistance in all the surveyed *B. scoparia* populations from Alberta, Canada. They also found that 50% of the tested populations were resistant to glyphosate, 18% were resistant to dicamba, and 10% were MHR to ALS inhibitors, dicamba, and glyphosate. Geddes et al. (2022b) documented that 41% of tested

B. scoparia populations from Alberta, Canada were resistant to both dicamba and fluroxypyr. Geddes et al. (2022a) also reported resistance to glyphosate, fluroxypyr, and dicamba in 78%, 44%, and 28% of the tested *B. scoparia* populations, respectively. Results from a field survey conducted in Montana from 2013 to 2016 indicated that 45 field sites had GR *B. scoparia*, 15 sites had dicamba-resistant *B. scoparia*, and 10 sites had both glyphosate- and dicamba-resistant *B. scoparia* (Kumar et al. 2019b). Westra et al. (2019) reported glyphosate and dicamba resistance in 39% to 60% and 28% to 45% of surveyed *B. scoparia* populations from Colorado, respectively. In that same study, multiple resistance to dicamba and glyphosate was also reported in 14% to 20% of surveyed *B. scoparia* populations (Westra et al. 2019). Results from the present study indicate an increasing rate of resistance in *B. scoparia*, as 15% of the populations were found to be four-way resistant to atrazine, chlorsulfuron, dicamba, and glyphosate.

Dose-Response Experiments

Kansas Populations

Based on the percent control, both MHR *B. scoparia* populations (KS-9 and KS-14) were 4- to 8-fold resistant to dicamba, 2- to 4-fold resistant to fluroxypyr, and 3- to 4-fold resistant to glyphosate compared with the SUS population (Figure 3; Table 3). Based on percent shoot dry biomass reduction, both MHR populations from

Table 3. Regression parameter estimates (Equation 1) for percent control of multiple herbicide-resistant (MHR) and susceptible (SUS) *Bassia scoparia* populations from western Kansas, western Oklahoma, and Texas High Plains to dicamba, fluroxypyr, and glyphosate under separate dose-response experiments, and calculated resistance index.^a

| Herbicide | Population | Parameter estimates | | | Resistance index ^b |
|------------|------------|---------------------|---------------------------|---------------------------|-------------------------------|
| | | <i>b</i> (± SE) | LD ₅₀ (95% CI) | LD ₉₀ (95% CI) | |
| Dicamba | KS-9 | -1.3 (0.1) | 1,533 (1,347-1,719) | 7,485 (6,103-8,868) | 7.9 |
| | KS-14 | -1.5 (0.1) | 874 (773-975) | 3,489 (2,886-4,093) | 4.5 |
| | KS SUS | -2.2 (0.2) | 195 (178-211) | 514 (446-582) | — |
| | OK-10 | -1.4 (0.1) | 1,176 (1,010-1,341) | 5,628 (4,324-6,931) | 7.6 |
| | OK-11 | -1.8 (0.1) | 1,867 (1,647-2,087) | 5,963 (4,680-7,245) | 12.0 |
| | OK-SUS | -2.7 (0.3) | 155 (141-168) | 341 (277-404) | — |
| | TX-1 | -1.9 (1.1) | 733 (668-797) | 2,272 (1,985-2,560) | 4.3 |
| | TX-13 | -1.8 (0.1) | 332 (305-359) | 1,064 (919-1,209) | 1.9 |
| | TX-SUS | -1.8 (0.1) | 172 (157-185) | 557 (474-640) | — |
| Fluroxypyr | KS-9 | -1.3 (0.1) | 218 (186-250) | 1,183 (942-1,423) | 2.4 |
| | KS-14 | -1.3 (0.1) | 348 (297-399) | 1,873 (1,480-2,266) | 3.8 |
| | KS-SUS | -2.2 (0.1) | 91 (82-100) | 247 (208-285) | — |
| | OK-10 | -1.4 (0.1) | 267 (225-307) | 1,168 (898-1,438) | 4.0 |
| | OK-11 | -1.4 (0.1) | 191 (160-222) | 900 (704-1,096) | 2.9 |
| | OK SUS | -2.5 (0.2) | 67 (60-73) | 157 (129-186) | — |
| | TX-SUS | -1.8 (0.1) | 172 (157-185) | 557 (474-640) | — |
| Glyphosate | KS-9 | -2.8 (0.3) | 1,414 (1,306-4,523) | 3,052 (2,618-3,486) | 3.4 |
| | KS-14 | -2.5 (0.2) | 1,573 (1,453-1,693) | 3,737 (3,244-4,231) | 3.8 |
| | KS-SUS | -4.6 (0.3) | 416 (391-441) | 665 (600-730) | — |
| | OK-10 | -2.0 (0.1) | 1,224 (1,099-1,349) | 3,659 (3,045-4,274) | 2.9 |
| | OK-11 | -2.0 (0.1) | 1,527 (1,375-1,678) | 4,527 (3,747-5,306) | 3.6 |
| | OK-SUS | -5.1 (0.5) | 424 (394-454) | 648 (579-718) | — |
| | TX-1 | -3.9 (0.5) | 756 (697-814) | 1,324 (1,106-1,541) | 4.6 |
| | TX SUS | -3.0 (0.5) | 163 (110-215) | 334 (264-404) | — |

^aAbbreviations: KS-9 and KS-14, MHR populations from Kansas; OK-10 and OK-11, MHR populations from Oklahoma; TX-1 and TX-13, MHR populations from Texas; CI, confidence interval; LD₅₀, effective dose (g ha⁻¹) required for 50% *B. scoparia* control.

^bResistance index is the ratio of LD₅₀ of the resistant population to LD₅₀ of the susceptible *B. scoparia* population from each respective state.

Table 4. Regression parameter estimates (Equation 1) for percent shoot dry biomass reduction of multiple herbicide-resistant (MHR) and susceptible (SUS) *Bassia scoparia* populations from western Kansas (KS), western Oklahoma (OK), and Texas High Plains (TX) to dicamba, fluroxypyr, and glyphosate under separate dose-response experiments and calculated resistance index.^a

| Herbicide | Population | Parameter estimates | | | Resistance index ^b |
|------------|------------|---------------------|---------------------------|---------------------------|-------------------------------|
| | | <i>b</i> (± SE) | GR ₅₀ (95% CI) | GR ₉₀ (95% CI) | |
| Dicamba | KS-9 | -1.5 (0.1) | 2,170 (1,972-2,368) | 8,677 (7,331-10,023) | 10.2 |
| | KS-14 | -1.8 (0.1) | 1,046 (958-1,135) | 3,436 (2,916-3,955) | 4.9 |
| | KS SUS | -2.3 (0.2) | 213 (196-229) | 544 (482-606) | — |
| | OK-10 | -1.2 (0.1) | 1,387 (1,167-1,608) | 7,527 (5,653-9,400) | 10.1 |
| | OK-11 | -12 (0.1) | 1,762 (1,473-2,051) | 9,629 (7,216-12,043) | 12.8 |
| | OK-SUS | -1.9 (0.2) | 138 (119-157) | 427 (327-525) | — |
| | TX-1 | -2.1 (0.1) | 921 (841-1,000) | 2,542 (2,186-2,899) | 4.3 |
| | TX-13 | -1.5 (0.1) | 432 (390-475) | 1,838 (1,523-2,115) | 2.0 |
| | TX-SUS | -2.0 (0.1) | 212 (194-229) | 604 (519-690) | — |
| Fluroxypyr | KS-9 | -1.2 (0.1) | 287 (232-343) | 1,787 (1,296-2,277) | 2.9 |
| | KS-14 | -1.2 (0.2) | 545 (449-641) | 2,757 (2,036-3,477) | 5.6 |
| | KS-SUS | -2.3 (0.2) | 98 (86-111) | 253 (207-299) | — |
| | OK-10 | -1.6 (0.1) | 303 (268-345) | 1,191 (910-1472) | 4.2 |
| | OK-11 | -1.7 (0.1) | 248 (212-285) | 891 (689-1,093) | 3.4 |
| | OK SUS | -2.4 (0.2) | 73 (66-80) | 179 (142-162) | — |
| | TX-SUS | -2.0 (0.1) | 212 (194-229) | 604 (519-690) | — |
| Glyphosate | KS-9 | -2.8 (0.2) | 1,685 (1,538-1,833) | 3,635 (2,948-4,323) | 3.9 |
| | KS-14 | -2.6 (0.2) | 1,969 (1,791-2,147) | 4,603 (3,696-5,509) | 4.6 |
| | KS-SUS | -5.3 (0.5) | 427 (393-461) | 646 (567-725) | — |
| | OK-10 | -1.7 (0.1) | 1,431 (1,196-1,667) | 4,934 (3,902-5,966) | 3.3 |
| | OK-11 | -1.9 (0.2) | 1,913 (1,622-2,204) | 6,045 (4,803-7,287) | 4.4 |
| | OK-SUS | -5.0 (0.3) | 435 (388-482) | 674 (594-754) | — |
| | TX-1 | -3.1 (0.1) | 822 (793-852) | 1,655 (1,363-1,947) | 5.4 |
| | TX SUS | -2.6 (0.1) | 151 (105-198) | 347 (264-430) | — |

^aAbbreviations: KS-9 and KS-14, MHR populations from Kansas; OK-10 and OK-11, MHR populations from Oklahoma; TX-1 and TX-13, MHR populations from Texas; CI, confidence interval; GR₅₀, effective dose (g ha⁻¹) required for 50% shoot dry biomass reduction.

^bResistance index is the ratio of GR₅₀ of the resistant population to GR₅₀ of the susceptible *B. scoparia* population from each respective state.

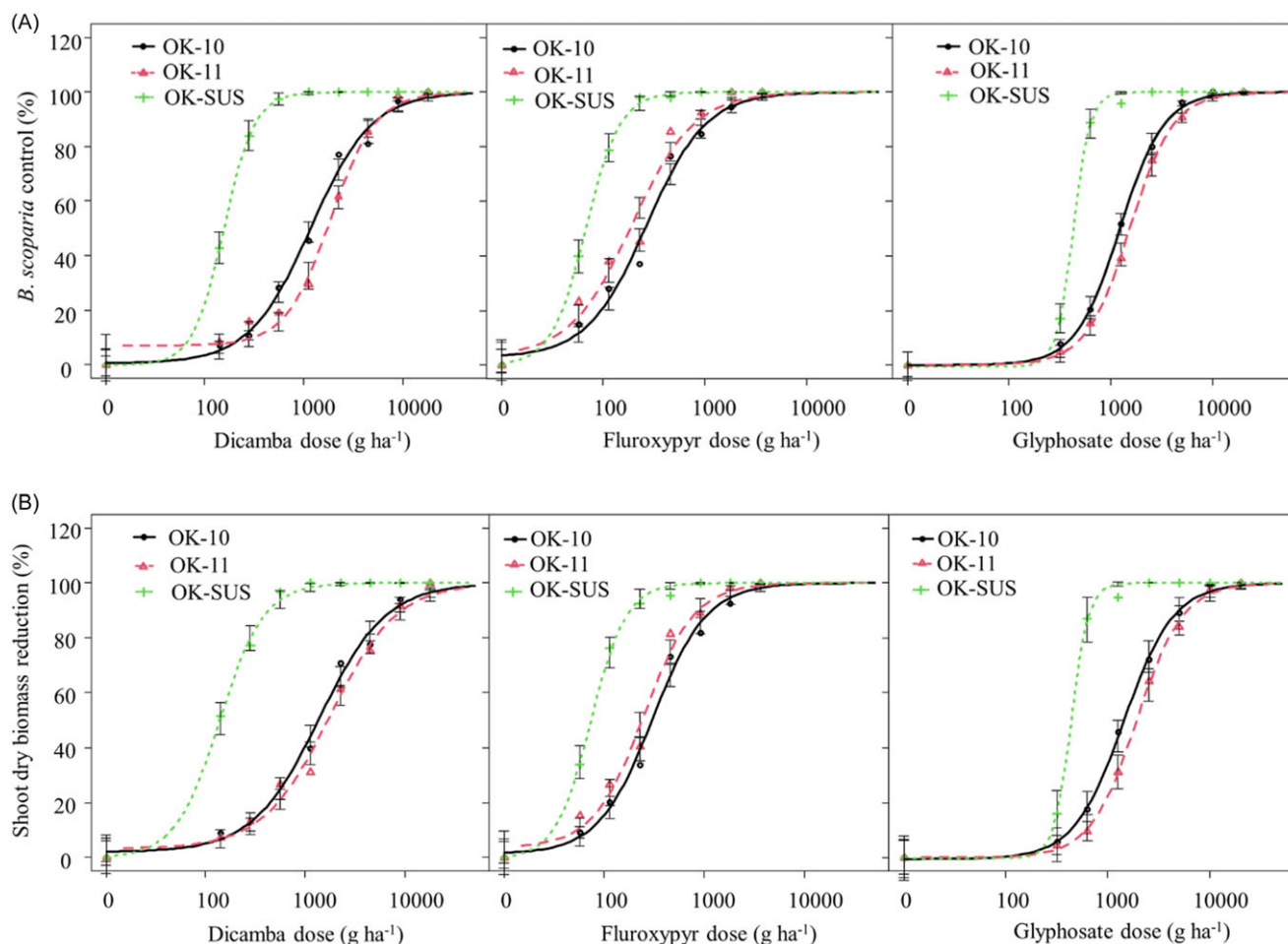


Figure 4. Percent control (A) and shoot dry biomass reduction (B) response of *Bassia scoparia* populations to various doses of dicamba, fluroxypyr, and glyphosate. OK-10 and OK-11 were multiple herbicide-resistant *B. scoparia* populations and OK-SUS was the susceptible population collected from western Oklahoma.

KS (KS-9 and KS-14) exhibited 5- to 10-fold resistance to dicamba, 3- to 6-fold resistance to fluroxypyr, and 4- to 5-fold resistance to glyphosate compared with the SUS population (Figure 3; Table 4). Dicamba at 7,485 g ha⁻¹ and 3,489 g ha⁻¹ was needed to achieve 90% control for the KS-9 and KS-14 populations, respectively, compared with only 514 g ha⁻¹ for the SUS population (Figure 3; Table 3). Similarly, about 5 to 7 times higher doses of fluroxypyr and 5 to 6 times higher doses of glyphosate were needed to obtain 90% control of both MHR populations compared with the SUS population. Consistent with percent control, dicamba at 8,677 g ha⁻¹ and 3,436 g ha⁻¹ was needed to achieve 90% shoot dry biomass reduction of KS-9 and KS-14 populations, respectively, compared with 544 g ha⁻¹ for the SUS population (Figure 3; Table 4). Fluroxypyr at 1,787 g ha⁻¹ for KS-9 and 2,757 g ha⁻¹ for KS-14 was needed to achieve 90% reduction in shoot dry biomass, compared with 253 g ha⁻¹ for the SUS population (Figure 3; Table 4). Similarly, glyphosate at 3,635 g ha⁻¹ for KS-9 and 4,603 g ha⁻¹ for KS-14 was needed to achieve 90% shoot dry biomass reduction compared with 646 g ha⁻¹ of glyphosate for the SUS population (Figure 3; Table 4). These results are consistent with those of Kumar et al. (2019a), who previously reported 3- to 15-fold resistance to dicamba and 3- to 9-fold resistance to fluroxypyr from Kansas. Similarly, Godar et al. (2015) also reported 4- to 11-fold resistance to glyphosate in *B. scoparia* populations from Kansas.

Oklahoma Populations

Based on percent control, the selected MHR populations (OK-10 and OK-11) exhibited 8- to 12-fold resistance to dicamba, 3- to 4-fold resistance to fluroxypyr, and 3- to 4-fold resistance to glyphosate compared with the SUS population (Figure 4; Table 3). Consistent with percent control, the MHR populations were found to be 10- to 13-fold resistant to dicamba, 3- to 4-fold resistant to fluroxypyr, and 3- to 4-fold resistant to glyphosate, based on shoot dry biomass reduction compared with the SUS population (Figure 4; Table 4). Dicamba at 5,628 g ha⁻¹ and 5,963 g ha⁻¹ was needed to achieve 90% control of OK-10 and OK-11 populations, respectively, compared with only 341 g ha⁻¹ for the SUS population (Figure 4; Table 3). Similarly, about 6- to 7-fold higher doses of fluroxypyr and glyphosate were needed to obtain 90% control of both MHR populations from OK compared with the SUS population. Consistent with percent control, 7,527 g ha⁻¹ and 9,629 g ha⁻¹ of dicamba were needed to achieve 90% shoot dry biomass reduction of OK-10 and OK-11, respectively, compared with 427 g ha⁻¹ for the SUS population (Figure 4; Table 4). Fluroxypyr at 1,191 g ha⁻¹ and 891 g ha⁻¹ was needed to achieve 90% shoot dry biomass reduction of OK-10 and OK-11, respectively, compared with 179 g ha⁻¹ for the SUS population. Similarly, 4,934 to 6,045 g ha⁻¹ of glyphosate were needed to achieve 90% shoot dry biomass reduction of both MHR population compared with 674 g ha⁻¹ for the SUS population (Figure 4;

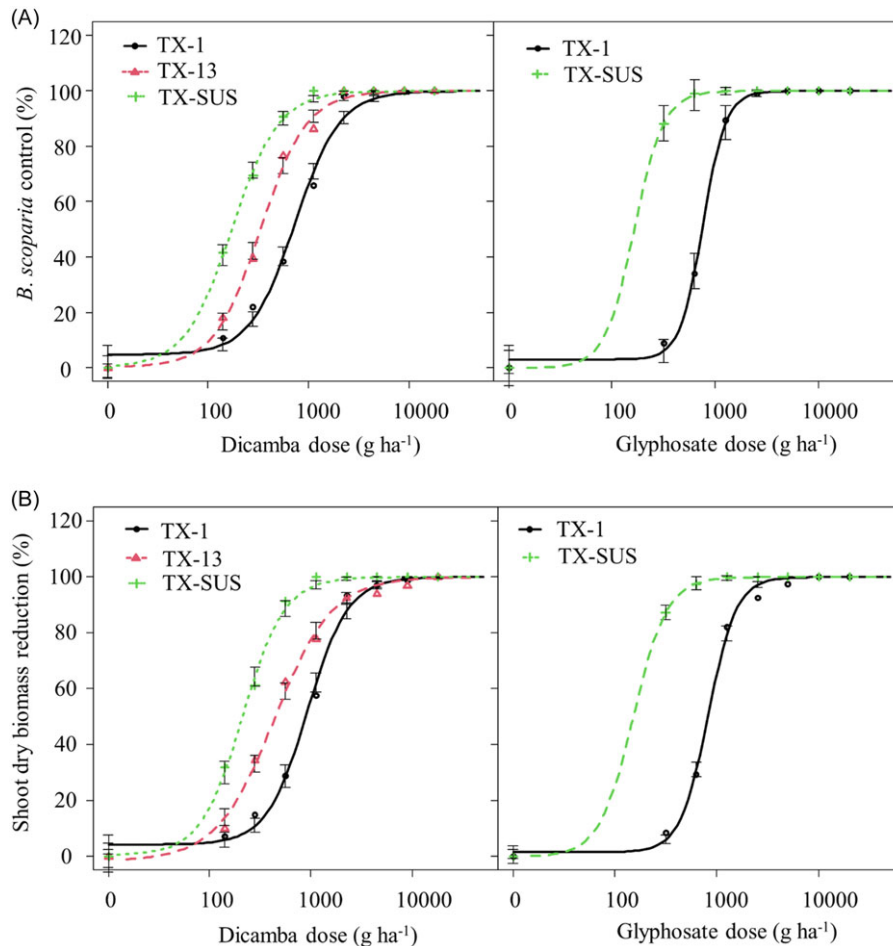


Figure 5. Percent control (A) and shoot dry biomass reduction (B) response of *Bassia scoparia* populations to various doses of dicamba and glyphosate. TX-1 and TX-13 were multiple herbicide-resistant *B. scoparia* populations and TX-SUS was the susceptible population collected from Texas High Plains.

Table 4). These results indicate a low-level resistance to glyphosate and fluroxypyr (up to 4-fold) and a moderate to high-level resistance to dicamba (up to 13-fold) among MHR populations from Oklahoma. To date, *B. scoparia* populations from Oklahoma have only been reported with resistance to ALS inhibitors (chlorsulfuron, metsulfuron-methyl, and sulfometuron-methyl) and to glyphosate (Heap 2024). To our knowledge, the current study revealed the first case of multiple resistance to glyphosate, dicamba, and fluroxypyr in *B. scoparia* populations from Oklahoma. Fallow-based cropping systems in western Oklahoma, such as winter wheat–fallow and winter wheat–summer crop–fallow are prevalent, and repeated applications of glyphosate and dicamba alone or in mixtures are commonly used for weed control in the fallow phase and at postharvest time (Manuchehri et al. 2019). This might have resulted in strong selection pressure and, ultimately, the evolution of herbicide resistance in *B. scoparia* populations. Previous studies have reported 3- to 13-fold glyphosate resistance in *B. scoparia* populations collected from Kansas, Colorado, North Dakota, and South Dakota (Godar et al. 2015; Wiersma et al. 2015). Jha et al. (2015) reported 1.5- to 6.8-fold resistance to dicamba and 1.6- to 4.0-fold resistance to fluroxypyr in *B. scoparia* populations from Montana.

Texas Populations

Based on the percent control and shoot dry biomass reduction, two MHR populations (TX-1 and TX-13) were found 2- to 4-fold

resistant to dicamba, and one population (TX-1) was 5-fold resistant to glyphosate compared with the SUS population (Figure 5; Tables 3 and 4). Dose–response studies further revealed that dicamba at 2,272 g ha⁻¹ for TX-1 and 1,064 g ha⁻¹ for TX-13 was required to achieve 90% control compared with 557 g ha⁻¹ of dicamba for the SUS population. Similarly, a 4-fold higher dose of glyphosate was needed to obtain 90% control of the MHR population from Texas compared with the SUS population (Table 3). Consistent with percent control, dicamba at 2,542 g ha⁻¹ for TX-1 and 1,838 g ha⁻¹ for TX-13 was needed to achieve 90% shoot dry biomass reduction compared with 604 g ha⁻¹ of dicamba for the SUS population (Table 4). For glyphosate, 1,655 g ha⁻¹ was required to achieve 90% shoot dry biomass reduction of the TX-1 population compared with the 347 g ha⁻¹ rate for the SUS population. These results revealed a low-level resistance to glyphosate and dicamba in selected MHR populations from Texas. Previous studies also reported GR *B. scoparia* from the Great Plains, including Colorado (Wiersma et al. 2015), Kansas (Godar et al. 2015), Montana (Kumar et al. 2014), Wyoming (Gaines et al. 2016), Nebraska (Rana and Jhala 2016), North Dakota (Heap 2024), Oklahoma (Heap 2024), and South Dakota (Heap 2024), as well as the Canadian provinces of Alberta, Manitoba, and Saskatchewan (Beckie et al. 2015; Hall et al. 2014; Heap 2024). LeClere et al. (2018) reported *B. scoparia* populations with multiple resistance to dicamba (8-fold) and fluroxypyr (13-fold) from western Nebraska. Westra et al. (2019)

reported multiple resistance to dicamba and glyphosate in 14% to 20% of surveyed *B. scoparia* populations from Colorado. Glyphosate resistance has been reported from 10 U.S. states, including Colorado, Idaho, Kansas, Montana, Nebraska, North Dakota, Oklahoma, Oregon, South Dakota, and Wyoming, whereas dicamba resistance has been reported from 6 U.S. states, including Colorado, Idaho, Kansas, Montana, Nebraska, and North Dakota (Heap 2024). To date, herbicide resistance in *B. scoparia* populations from Texas has only been reported for metsulfuron-methyl (Heap 2024). The present study confirms the first report of multiple resistance to glyphosate and dicamba in *B. scoparia* populations from the High Plains of Texas.

Results from this survey revealed widespread occurrence of multiple resistance to atrazine, chlorsulfuron, dicamba, and glyphosate among *B. scoparia* populations from the SGP region. Resistance to fluroxypyr was also evident among one-third of the tested populations. Evolution of GR and dicamba-resistant kochia across Kansas, Oklahoma, and Texas warrants significant challenge to dicamba-tolerant crops (cotton, soybeans, etc.). These results suggest that sole reliance on these herbicides for *B. scoparia* control should be avoided to prevent further evolution and spread of MHR *B. scoparia* in the region. This study also highlights the critical need for proactive stewardship and adoption of diversified weed control strategies to preserve the long-term effectiveness of these herbicides. Adoption of effective fall- or spring-applied preemergence herbicides with multiple modes of action in conjunction with integrated weed management approaches becomes critical to mitigate the further evolution and spread of multiple resistance among *B. scoparia* populations (Kumar et al. 2019a).

In the present study, some populations showed low levels of resistance (2- to 3-fold); therefore, it is important to further quantify and identify the underlying mechanism(s) of resistance. However, several previous studies have shown that higher EPSPS gene copy number conferred glyphosate resistance in *B. scoparia* populations (Gaines et al. 2016; Godar et al. 2015; Kumar et al. 2019a; Wiersma et al. 2015). Pettinga et al. (2018) reported that a greater synthesis of flavanols would compete with the intercellular transport of dicamba molecules, thus impairing dicamba translocation and resulting in dicamba resistance in *B. scoparia*. LeClere et al. (2018) reported a point mutation within a highly conserved region of an AUX/IAA protein that conferred cross-resistance to dicamba, 2,4-D, and fluroxypyr in *B. scoparia*. Future studies will investigate the underlying mechanism(s) of resistance and fitness penalty in these MHR *B. scoparia* populations from the SGP region. Declining effective postemergence herbicide options with the widespread evolution of MHR *B. scoparia* populations warrant the development of integrated weed management strategies that may include diversified competitive crop rotations, occasional or strategic tillage, fall- or spring-planted cover crops, use of effective preemergence herbicides, herbicide rotations, and multiple herbicide SOAs to delay the further evolution and spread of multiple herbicide resistance among *B. scoparia* populations in the SGP region.

Supplementary material. To view supplementary material for this article, please visit <https://doi.org/10.1017/wsc.2024.88>

Acknowledgments. The authors thank Rui Liu, Taylor Lambert, and Mathew Vredenburg for their assistance in conducting greenhouse studies.

Funding statement. The authors thank Nufarm US and Texas State Support Committee-Cotton Incorporated for providing partial financial support to conduct this work.

Competing interests. The authors declare no conflicts of interest.

References

- Beckie HJ, Blackshaw RE, Low R, Hall LM, Sauder CA, Martin S, Brandt RN, Shirriff SW (2013) Glyphosate- and Acetolactate Synthase Inhibitor-resistant kochia (*Kochia scoparia*) in western Canada. *Weed Sci* 61: 310–318
- Beckie HJ, Gulden RH, Shaikh N, Johnson EN, Willenborg CJ, Brenzil CA, Shirriff SW, Lozinski C, Ford G (2015) Glyphosate-resistant kochia (*Kochia scoparia* L. Schrad.) in Saskatchewan and Manitoba. *Can J Plant Sci* 95: 345–349
- Beckie HJ, Hall LM, Shirriff SW, Martin E, Leeson JY (2019) Triple-resistant kochia [*Kochia scoparia* (L.) Schrad.] in Alberta. *Can J Plant Sci* 99:281–285
- Christoffoleti PJ, Westra PB, Moore F (1997) Growth analysis of sulfonylurea-resistant and susceptible kochia (*Kochia scoparia*). *Weed Sci* 45:691–695
- Dhanda S, Kumar V, Geier PW, Currie RS, Dille JA, Obour A, Yeager EA, Holman J (2023) Synergistic interactions of 2,4-D, dichlorprop-p, dicamba, and halauxifen/ fluroxypyr for controlling multiple herbicide resistant kochia (*Bassia scoparia* L.). *Weed Technol* 37:394–401
- Dille JA, Stahlman PW, Du J, Geier PW, Riffel JD, Currie RS, Wilson RG, Sbatella GM, Westra P, Kniss AR, Moechnig MJ (2017) Kochia (*Kochia scoparia*) emergence profiles and seed persistence across the central Great Plains. *Weed Sci* 65:614–625
- Friesen LF, Beckie HJ, Warwick SI, Van Acker RC (2009) The biology of Canadian weeds. 138. *Kochia scoparia* (L.) Schrad. *Can J Plant Sci* 89:141–167
- Gaines TA, Barker AL, Patterson EL, Westra P, Westra EP, Wilson RG, Jha P, Kumar V, Kniss AR (2016) EPSPS gene copy number and whole-plant glyphosate resistance level in *Kochia scoparia*. *PLoS ONE* 11: e0168295
- Geddes CM, Ostendorf TE, Owen ML, Leeson JY, Sharpe SM, Shirriff SW, Beckie HJ (2021) Fluroxypyr-resistant kochia [*Bassia scoparia* (L.) AJ Scott] confirmed in Alberta. *Can J Plant Sci* 102:437–441
- Geddes CM, Owen ML, Ostendorf TE, Leeson JY, Sharpe SM, Shirriff SW, Beckie HJ (2022a) Herbicide diagnostics reveal multiple patterns of synthetic auxin resistance in kochia (*Bassia scoparia*). *Weed Technol* 36:28–37
- Geddes CM, Pittman MM, Hall LM, Topinka AK, Sharpe SM, Leeson JY, Beckie HJ (2022b) Increasing frequency of multiple herbicide-resistant kochia (*Bassia scoparia*) in Alberta. *Can J Plant Sci* 103:233–237
- Geddes CM, Sharpe SM (2022) Crop yield losses due to kochia (*Bassia scoparia*) interference. *Crop Prot* 157:105981
- Godar AS, Stahlman PW, Jugulam M, Dille JA (2015) Glyphosate-resistant kochia (*Kochia scoparia*) in Kansas: EPSPS gene copy number in relation to resistance levels. *Weed Sci* 63:587–595
- Hall LM, Beckie HJ, Low R, Shirriff SW, Blackshaw RE, Kimmel N, Neeser C (2014) Survey of glyphosate-resistant kochia (*Kochia scoparia* L. Schrad.) in Alberta. *Can J Plant Sci* 94:127–130
- Heap I (2024) The International Herbicide-Resistant Weed Database. <http://www.weedscience.org>. Accessed: April 1, 2024
- Howatt KA, Ciernia M (2014) Kochia samples from North Dakota with variable response to fluroxypyr. *Proc Western Soc Weed Sci* 67:79
- Jha P, Kumar V, Lim CA (2015) Variable response of kochia [*Kochia scoparia* (L.) Schrad.] to auxinic herbicides dicamba and fluroxypyr in Montana. *Can J Plant Sci* 95:965–972
- Kumar V, Currie RS, Jha P, Stahlman PW (2019a) First report of kochia (*Bassia scoparia*) with cross-resistance to dicamba and fluroxypyr in western Kansas. *Weed Technol* 33:335–341
- Kumar V, Jha P (2015) Influence of glyphosate timing on *Kochia scoparia* demographics in glyphosate-resistant sugar beet. *Crop Prot* 7:39–45
- Kumar V, Jha P, Dille JA, Stahlman PW (2018) Emergence dynamics of kochia (*Kochia scoparia*) populations from the U.S. Great Plains: a multi-site-year study. *Weed Sci* 66:25–35
- Kumar V, Jha P, Giacomini D, Westra EP, Westra P (2015) Molecular basis of evolved resistance to glyphosate and acetolactate synthase-inhibitor herbicides in kochia (*Kochia scoparia*) accessions from Montana. *Weed Sci* 63:758–769

- Kumar V, Jha P, Jugulam M, Yadav R, Stahlman PW (2019b) Herbicide-resistant kochia (*Bassia scoparia*) in North America: a review. *Weed Sci* 67:4–15
- Kumar V, Jha P, Reichard N (2014) Occurrence and characterization of kochia (*Kochia scoparia*) accessions with resistance to glyphosate in Montana. *Weed Technol* 28:122–130
- LeClere S, Wu C, Westra P, Sammons RD (2018) Cross-resistance to dicamba, 2,4-D, and fluroxypyr in *Kochia scoparia* is endowed by a mutation in an AUX/IAA gene. *Proc Natl Acad Sci USA* 115:E2911–E2920
- Lewis DW, Gulden RH (2014) Effect of kochia (*Kochia scoparia*) interference on sunflower (*Helianthus annuus*) yield. *Weed Sci* 62:158–165
- Manuchehri M, Sanders H, Bushong J (2019) Harvest Aid Weed Management in Wheat. Oklahoma Cooperative Extension Service PSS-2188. <https://extension.okstate.edu/fact-sheets/harvest-aid-weed-management-in-wheat.html>
- Owen MJ, Walsh MJ, Llewellyn RS, Powles SB (2007) Widespread occurrence of multiple herbicide resistance in Western Australian annual ryegrass (*Lolium rigidum*) populations. *Aust J Agric Res* 58:711–718
- Pettinga DJ, Ou J, Patterson EL, Jugulam M, Westra P, Gaines TA (2018) Increased chalcone synthase (CHS) expression is associated with dicamba resistance in *Kochia scoparia*. *Pest Manag Sci* 74:2306–2315
- Rana N, Jhala AJ (2016) Confirmation of glyphosate-and acetolactate synthase (ALS)-inhibitor-resistant kochia (*Kochia scoparia*) in Nebraska. *J Agric Sci* 8:54–62
- Ritz C, Baty F, Streibig JC, Gerhard D (2015) Dose-response analysis using R. *PLoS ONE* 10:e0146021
- Sharpe SM, Leeson JY, Geddes CM, Willenborg CJ, Beckie HJ (2023) Survey of glyphosate-and dicamba-resistant kochia (*Bassia scoparia*) in Saskatchewan. *Can J Plant Sci* 22:472–480
- Todd OE, Patterson EL, Westra EP, Nissen SJ, Araujo ALS, Kramer WB, Dayan FE, Gaines TA (2024) Enhanced metabolic detoxification is associated with fluroxypyr resistance in *Bassia scoparia*. *Plant Direct* 8:e560
- Varanasi VK, Godar AS, Currie RS, Dille AJ, Thompson CR, Stahlman PW, Jugulam M (2015) Field-evolved resistance to four modes of action of herbicides in a single kochia (*Kochia scoparia* L. Schrad.) population. *Pest Manag Sci* 71:1207–1212
- Westra EP, Nissen SJ, Getts TJ, Westra P, Gaines TA (2019) Survey reveals frequency of multiple resistance to glyphosate and dicamba in kochia (*Bassia scoparia*). *Weed Technol* 33:664–672
- Wicks GA, Martin AR, Haack AE, Mahnken GW (1994) Control of triazine-resistant kochia (*Kochia scoparia*) in sorghum (*Sorghum bicolor*). *Weed Technol* 8:748–753
- Wicks GA, Martin AR, Hanson GW (1997) Controlling kochia (*Kochia scoparia*) in soybean (*Glycine max*) with postemergence herbicides. *Weed Technol* 11:567–572
- Wiersma AT, Gaines TA, Preston C, Hamilton JP, Giacomini D, Buell CR, Leach JE, Westra P (2015) Gene amplification of 5-enol-pyruvylshikimate-3-phosphate synthase in glyphosate-resistant *Kochia scoparia*. *Planta* 241:463–474