

Research Article

Cite this article: Studer JA, Daly SR, McKilligan S, Seifert CM (2018). Evidence of problem exploration in creative designs. *Artificial Intelligence for Engineering Design, Analysis and Manufacturing* **32**, 415–430. <https://doi.org/10.1017/S0890060418000124>

Received: 9 May 2017

Revised: 18 April 2018

Accepted: 23 April 2018

Key words:

Design cognition; design creativity; innovation; problem exploration

Author for correspondence:

Colleen Seifert, E-mail: seifert@umich.edu

Evidence of problem exploration in creative designs

Jaryn A. Studer¹, Shanna R. Daly², Seda McKilligan³ and Colleen M. Seifert⁴

¹Department of Industrial Design, Iowa State University, Ames, Iowa 50011, USA; ²Department of Mechanical Engineering, University of Michigan, Ann Arbor, Michigan 48109, USA; ³Department of Industrial Design, Iowa State University, Ames, Iowa 50011, USA and ⁴Department of Psychology, University of Michigan, Ann Arbor, Michigan 48109, USA

Abstract

Design problems are often presented as structured briefs with detailed constraints and requirements, suggesting a fixed definition. However, past studies have identified the importance of exploring design problems for creative design outcomes. Previous protocol studies of designers has shown that problems can “co-evolve” with the development of solutions during the design process. But to date, little evidence has been provided about *how* designers systematically explore presented problems to create better solutions. In this study, we conducted a qualitative analysis of 252 design problems collected from publically available sources, including award-winning product designs and open-source design competitions. This database offers an independent sample of presented problems, designers’ alternative problem descriptions, and innovative solutions. We report the results of this large-scale qualitative analysis aimed at characterizing changes to problems during the design process. Inductive coding was used to identify content patterns in “discovered” problem descriptions, with qualitative codes reliably scored by two independent coders. A total of 32 distinct patterns of problem exploration were identified across designers and presented problems. Each pattern is described in the form of a generalized strategy to guide designers as they explore problem spaces. The exploration patterns identified in this study are the first empirical evidence of problem exploration in independent design problems. Further, the presence of exploration patterns in discovered problems is associated with the selection of the corresponding solution as a challenge finalist. These empirically identified strategies for problem exploration may be useful for computational tools supporting designers.

Introduction

Creative designs are rooted in the generation of new concepts, which are constructed and iterated upon throughout a design process (Brophy, 2001; Liu *et al.*, 2003; Ottosson, 2004). However, a comparison of engineering design process models (Howard *et al.*, 2008) suggests creativity in engineering design may begin even *before* ideas are generated: namely, in the analysis of the presented problem. Defining the problem is the first of the four stages common to engineering design process models, followed by generation, evaluation, and implementation. This linear sequence of steps mirrors models of human problem-solving in psychology (Simon, 1969, 1979; Newell and Simon, 1972), where the problem space is first defined (and fixed), and then a search for solutions occurs. Design researchers have generally focused their attention on the conceptual generation, implementation, and evaluation stages (Howard *et al.*, 2008); however, successful solutions are greatly affected by the way a design problem is defined. The objective of this research is to examine empirical evidence of how designers change the presented problem to devise novel solutions.

Presented problems often include requirements, such as needs, desired features, and context of use. However, accepting the presented problem as is may result in significant monetary losses, as well as ineffective solutions (Granger, 1964; Nadler, 1967; Kahn, 1969). Design problems are intentionally left open-ended, and are ill-defined (Simon, 1972, such that incomplete information is provided about the problem, and even less information is given about the solution. As a result, design problems require a great deal of construction and restructuring by the designer (Restrepo and Christiaans, 2004) in order to create opportunities for innovative solutions. Rather than accepting the presented problem, the designer must instead construct their own version of the problem – or even many versions framed in different ways – in order to identify potential solutions. Duncker (1945) first defined the process of finding a solution as a continual *restructuring* of the problem; over time, problem restructuring can lead to the discovery of the “essential” properties of the solution that will, in turn, help dictate an appropriate solution to the given problem.

The process of problem exploration has been linked to creative outcomes in empirical studies (Getzels, 1975; Dillon, 1982; Getzels and Smilansky, 1983). An early study of fine artists

(Csikszentmihalyi and Getzels, 1971) found that artists who explored alternative problem perspectives created works with greater originality and higher quality (as judged by experts), and even experienced greater professional recognition and income years later (Csikszentmihalyi and Getzels, 1988). “Discovery-oriented” behavior in designers is described as actively imposing one’s own perspective onto the problem in order to direct the search for a solution (Cross, 2004). Interest in exploring and redefining problems has also been shown to be the best predictor of children’s real-world creative activities (Okuda *et al.*, 1991). These studies support the claim that the problem exploration process – moving from a presented to a discovered problem – is an important step in a creative process (Csikszentmihalyi and Getzels, 1971; Getzels and Csikszentmihalyi, 1976).

Problem exploration in design

Problem exploration, or identifying differing views of the presented problem, has been described as a key process in design and design thinking (Drews, 2009; Dorst, 2011; Paton and Dorst, 2011; Beckman and Barry, 2015), as well as in problem solving (Duncker, 1945; Maier, 1970; Mumford *et al.*, 1994) and creative work (Ecker, 1963; Higgins *et al.*, 1989; Dewey, 1910; Hargadon and Bechy, 2006). Identifying an initial stage of problem exploration as separate from searching for solutions was an important development for computational approaches to problem-solving (Newell and Simon, 1972). However, more recent approaches have identified iteration between the problem exploration and idea generation phases, termed the “co-evolution” of problem and solution (Maher and Poon, 1996; Maher *et al.*, 1996; Dorst and Cross, 2001). Nigel Cross noted that the design process seemed to oscillate between the solution and problem areas (Cross, 1997), revealing that design problems are not “fixed” as presented (Dorst and Cross, 2001), but are mutable. In their study, Dorst and Cross (2001) asked the designers to create a “waste removal system” for a train, but all nine designers in the study restructured the presented problem to include a newspaper reuse system. The co-evolution of problem and design solution suggests a process where the presented problem is subject to change through the design process.

Evidence shows that designers who explore problems by spending more time defining and understanding the problem produce more creative solutions (Christiaans, 1992a). Designers who worked to set their priorities early and consciously build an “image” of the problem were also found to have better outcomes (Christiaans, 1992b; Atman *et al.*, 1999). Gero (2004) described a process where designers interpret requirements by producing representations that include implicit requirements. As a consequence, past experience may lead individual designers to create different views of the problem. The problem exploration phase requires active effort in problem formulation and structured questioning in order to identify technical functions and attributes (Fricke, 1999). While beginning designers may assume the problem is fixed as presented, experts may question the assumptions (Harfield, 2007). Consistent with these notions, more successful design teams were found to consider more framings of problems, meaning they had more broadly engaged in problem exploration (Valkenburg and Dorst, 1998).

The importance of problem exploration has also been suggested by studies on *problem framing*, where the way the problem is written reflects different perspectives; thus, alteration of the problem frame allows exploration from many angles (Schön,

1983; Stumpf and McDonnell, 1999; Dorst and Cross, 2001; Dzbor and Zdrahal, 2002; Seevinck and Lenigas, 2013). One study examining problem framing showed that a new drug that “kills 60% of patients,” resulted in different decisions than one presented instead as, “saves 40% of patients,” (Tversky and Kahneman, 1986). The process of intentionally altering the problem framing allows the designer to “see”, “think”, and “act” to create a novel standpoint from which a problem can be tackled (Dorst, 2010). Potentially, each novel view of the problem may suggest different types of solutions, leading to identifying a larger variety of designs.

Despite the importance of the co-evolution of problems and solutions in the design process, little is known about *how* to facilitate problem exploration. Most engineering design research has focused on strategies for solving problems, rather than on methods for exploring problems (Fogler and LeBlanc, 2008; Daly, Yilmaz *et al.*, 2014, 2018). Problem exploration in design can occur through an extensive research phase involving data collection (Archer, 1968; Shneiderman, 2000; Kruger and Cross, 2006), feasibility studies (Asimow, 1962), and market research (Vasconcelos *et al.*, 2016). However, even these design process guidelines provide a limited explanation of how problem research can be used to guide problem exploration.

Problem exploration strategies

Strategies have been proposed to guide designers in the exploration of design problems (see Table 1). Some are posed as “trigger questions” to assist designers in critically assessing the presented problem (Fogler and LeBlanc, 2008), such as using critical thinking questions to probe assumptions and explore differing viewpoints. Problem-solving methods such as “present state/desired state analysis” and the Duncker diagram (Higgins *et al.*, 1989), and the Kepner-Tregoe problem analysis technique (Kepner and Tregoe, 1981), and Parnes’ (1967) statement-restatement method (Parnes, 1967) (e.g., “placing emphasis on different words and phrases”) attempt to vary the focus to differing dimensions of the problem. An exploration technique arising from operational research emphasizes participatory processes to structure complex problems with multiple agents (Mingers and Rosenhead, 2004).

Steps for defining problems have also been proposed, including establishing the need for a solution, justifying the need, contextualizing the problem, and writing the problem statement (Spradlin, 2012). To address the bounded rationality of human reasoners, MacCrimmon and Taylor (1976) proposed strategies to guide problem exploration during decision making. These include determining the problem assumptions, examining changes in the problem description, factoring the problem into sub-problems using methods such as morphological analysis (Hall, 1962) and attribute listing (Rickards, 1975), and focusing on the controllable components, or selective focusing (Shull *et al.*, 1970).

One well-known approach is the “5 Whys” (Bulsuk, 2011), which involves repeatedly asking, “Why?” in order to determine cause and effect relationships surrounding the problem, leading to the “bigger picture.” A similar method, “Abstraction laddering” (Luma Institute, 2012) is proposed to better understand the problem space through posing a series of “how” and “why” questions to describe the problem at increasing or decreasing levels of abstraction. The identified approaches include some underlying commonalities such as an emphasis on determining cause and effect; however, in the absence of empirical studies, it is difficult to draw connections among these proposed strategies. None of

Table 1. Strategies proposed for problem exploration in engineering design

Strategy	Brief description	Sources
5 Whys	Ask questions to get to the root cause of the problem	Bulsuk (2011)
Attribute listing	List attributes of the problem space, consider their value and modify to increase, decrease, or create new value	Rickards (1975)
Critical Thinking Algorithm	Recognize underlying assumptions, arguments, and ideas using Socratic Questions	Fogler and LeBlanc (2008); Paul and Elder (2006)
Decision strategies	Determine problem boundaries, assumptions, changes, sub-problems, and selective focusing (narrowing scope)	MacCrimmon and Taylor (1976)
Kepner-Tregoe problem analysis technique	Determine four dimensions of the problem (identify, locate, timing, magnitude) by distinguishing “what is” and “what is not”	Kepner and Tregoe, (1981)
Parnes’ statement-restatement method	Change the problem statement using different triggers, such as “place emphasis on different words and phrases”	Higgins <i>et al.</i> (1989); Duncker, (1945)
Present state/desired state analysis and Duncker diagram	Determine the “real” problem by describing the present state (where you are) and the desired state (where you want to go)	Parnes (1967)
Problem structuring methods	Represent a situation to clarify predicaments, converge on an actionable mutual problem, and agree on commitments to resolve it	Mingers and Rosenhead (2004)
Selective focusing	Focus on problem components that can be manipulated	Shull <i>et al.</i> (1970)
Spradlin’s Problem-Definition Process	Define the need for a solution, justify it, contextualize the problem, and write the problem statement	Spradlin (2012)

these strategies are derived from empirical studies of design practices, nor is there evidence of their use or effectiveness during the design process. To address this gap, we conducted an empirical study to identify *how* engineering designers successfully explore problems.

A study of problem exploration in design

The aim of this paper is to examine evidence about how presented problems change through the design process, previously described as “problem finding” (Getzels and Csikszentmihalyi, 1976) and as problem and solution “co-evolution” by Dorst and Cross (2001). We adopt the terminology of Csikszentmihalyi and Getzels (1988) to distinguish between the “presented problem” (a description given to the designer) and the “discovered problem” (the alternative problem interpretation imposed by the designer).

In the present study, we analyzed an existing design database of presented problems and discovered problems and solutions compiled independently (for crowdsourced design competitions and to document award-winning designs). This method of sampling has been previously utilized with mechanical device patents in TRIZ (Altshuller, 1984, 1997), with innovative product design competitions (Yilmaz *et al.*, 2016a; 2016b), and selections of commercial “transforming” products (Singh *et al.*, 2007, 2009; Weaver *et al.*, 2008, 2010). These studies focused on identifying abstract principles or patterns across many examples within a defined dataset of designs. In the present study, we analyzed qualitative changes evident in changes from a presented problem to the designer’s discovered problem to observe patterns in problem exploration.

The study used independent examples of presented problems and design outcomes to characterize changes that occurred from the original to the interpreted problem. These observed patterns may suggest how designers approach a presented problem and identify alternative problems, with the potential to facilitate divergence in solutions. The identified patterns may also inform computational approaches to design by providing rich content descriptions of how problems change across the design process.

Because the database captures the work of many designers working on multiple problems, a wide variety of patterns in problem exploration may be observed, supporting the development of design tools for problem exploration.

Research questions

As the first step to a broader understanding of problem exploration, the goal of this research is to determine whether and how designers altered a presented problem, and to identify specific changes they made in their discovered problems. We investigated patterns evident in engineering design problems taken from crowd-sourced design competitions. Our analysis was guided by the following research questions:

- (1) What problem exploration patterns are evident in the existing examples of design problem statements and innovative solutions?
- (2) How often are the identified problem exploration patterns observed in a large database of design problems?

Method

The study reported here assessed problems from (1) online innovation challenges and (2) compilations detailing the design of award-winning products. Each source contained presented problems (sometimes called the design challenge) and a paired discovered (alternative) problems, along with proposed solutions generated by practicing designers. These problem-solution pairs serve as a unit of analysis (Dorst and Cross, 2001; Cross, 2006).

Data collection

We gathered product design problems from publicly available sources where discovered problems were collected along with design solutions. Table 2 provides an overview of these two data sources for the study, including a source description, the available data from each source, and the number of problems sampled.

Table 2. Sources of the Presented Problems and Discovered Problems in the database

Source name	Source description	Source process	Data provided	# of presented problems	# of discovered problems
Unbranded Designs	Global community of designers submit ideas to solve presented product design challenges. Each designer limited to one submission per challenge. (www.unbrandeddesigns.com ; Ret. October 28, 2015)	1. Public comments on posted solutions 2. Semifinalists and Finalists selected by an expert panel and by the challenge community	Challenge problem description; Final submissions by designers, including the discovered problem statement (in the form of a brief) and their final solutions	4	98
Winners of the Industrial Design Excellence Awards (IDEA)	1. Design Secrets: Products: 50 Real Life Projects Uncovered (Industrial Designers Society of America, 2001) 2. Design Secrets: Products 2: 50 Real Life Projects Uncovered (Haller, Cullen, and the Industrial Designers Society of America, 2006)	Selected as winners by expert designers in the Industrial Designers Society of America's competition	Detailed description of the design process for each product; Information on how the problem was transformed in creating a solution	1. 29 2. 48	3. 29 4. 48

First, we identified problems from an online, open-source innovation challenge website (UnbrandedDesigns.com) listed presented problems with multiple discovered problems and designs, each from a different designer. This site initiates design challenges posed by companies and other parties. The site prepared briefs and presented problems, and then captured crowdsourced solutions generated by independent designers (including engineers, industrial designers, and design students. At the time of sampling, the product design challenges available included four completed challenges (presented problems) and 98 discovered problems written by different individual designers, along with their final solutions. For example, one presented problem in this online design challenge was:

“Consider the mobile worker and define a concept to facilitate individual work in a shared work environment. Think about all of the “stuff” that a mobile worker might need to access throughout a workday, as well as the different activities that might be performed. Fully consider the characteristics of shared working environments (both positive and negative), and how to balance those characteristics with the individual needs of people working in those environments. Develop an innovative solution to a clearly defined problem, optimized for today’s mobile worker, that is, both technically and visually appropriate for the workplace.” (Unbranded Designs, 2015).

Submitted solutions included photographs of prototypes and written descriptions. For example, one submitted solution for this challenge was:

“The Personal Yurt: The yurt empowers individuals to have control over their environment in a shared work space. This foldable yurt creates 6 different configurations for varying settings of heads-down work. In addition to signaling your degree of availability to coworkers, it provides varying degrees of visual & acoustic privacy, stores belongings, offers space for personal memento & displays a whiteboard for notes. This compact & lightweight yurt will be the only item mobile workers need to take around.” (Unbranded Designs, 2015).

In addition, this challenge site included the identification of finalists (four to five for all four challenges, and eight–ten semi-

finalists in two challenges) selected by design experts for each challenge. This dataset provided documentation of many different discovered problems for the same presented problem as part of the designers’ solution submission.

To complement this data source, we sought documented discovered problems for a larger variety of presented problems. This documentation appears in two published compilations of award-winning product designs identified in the prestigious Industrial Design E Award (IDEA) competitions (Industrial Designers Society of America, 2001; Haller and Cullen, 2006). These two compilations provided 50 product design problems and detailed descriptions of the discovered problems from many different professional designers. A total of 77 product design cases were selected for this study from these two books based on clarity of the description and the accessibility of the content for wide audience in design (shown in Table 2). Each product was presented with photos and text descriptions including the initial problem along with a description of the discovered problem and the design solution.

Examples included the Burton Ion Snowboard Boot addressing the challenge of “creating the most progressive product on the market, both functionally and aesthetically” (Haller and Cullen, 2006); the TR5 stationary bike capturing “the cadence and rhythmic flow or movement that one, feels when riding outdoors” (Industrial Designers Society of America, 2001); and the Eclipse gasoline dispenser that features an internet interface (Industrial Designers Society of America, 2001). For example, one presented a problem and discovered problem pair involved designing a “next generation” of an outdoor playground:

“The challenge was to develop the next generation of GALAXY that would be modular to allow buyers to adjust the equipment to accommodate site variation or to expand user capacity at will. The new system should provide a wider and less repetitious array of play experiences for users. The system should be accessible from the ground, allowing children in wheelchairs to approach and use the systems without assistance. The design should look good in both urban and natural settings and would be visually appealing both to children and to the adults who would be buying the equipment.”

In their discovered problem, the design team targeted 6–12 year-olds, and their interest in relating to and competing with their friends during play. To allow them to explore, the equipment has to “be open and continue to provide a challenge.” They described the new system as “constellations” rather than structures. The product development history provided with each design provided observations about each discovered problem along with a description of the resulting design features.

Qualitative content analysis method

The qualitative analysis method, where the content of examples is systematically considered as evidence (c.f. Glaser, 1965; Krippendorff, 1980) was selected as best-suited to discover alternative problem descriptions (Chi, 1997; Patton, 2005; Creswell and Clark, 2007). Qualitative methods provide initial characterizations of phenomena in the form of “rich, thick descriptions” of patterns observed (Coffey and Atkinson, 1996; Patton, 2005). Our analysis of design problems in the database followed a rigorous “inductive coding” method where observed themes are developed as they emerge across specific examples in the data (Crabtree and Miller, 1999; Leydens *et al.*, 2004; Patton, 2005). Numerous past studies in engineering design and creativity have demonstrated the utility of this approach to study design processes and outcomes (e.g., Ball and Ormerod, 2000; Ahmed *et al.*, 2003; Daly *et al.*, 2010, 2012*b* and *c*; Adams *et al.*, 2011; Yilmaz *et al.*, 2016*a*, 2016*b*). For example, Altshuller (1984, 1997) analyzed patterns across patents, later developed into the TRIZ ideation approach with specific strategies based on contradictions or tradeoffs within designs.

For the present study, we built upon these methods by identifying elements within presented design problems and comparing similar elements across discovered problems to capture how problems changed during design. Major problem elements (such as environmental context and primary stakeholders) were first identified, and each of the identified differences between problems were then compared with one another to form the basis for a potential pattern (called “theme” in qualitative methodology; Creswell and Clark 2007). Table 3 provides a detailed description of each step of the inductive coding process, the rationale for each step, and a demonstration of how each step was applied in an example problem.

Identifying a potential pattern of problem exploration from a pair of presented problems required subjective interpretation in order to capture meaningful changes. We identified problem elements to focus on in each pattern: (1) primary stakeholder(s) (Individuals or groups directly benefiting from a product or service); (2) current state limitation(s) or constraints; (3) primary goal(s) describing the purpose or function of the design; and (4) context of use (type of physical environment or setting where the solution takes place). In addition, the aim was to describe such patterns at an intermediate level of abstraction so that they could be easily applicable to other problems, but not so general that they lose context for application (Yilmaz *et al.*, 2016*a*; 2016*b*). The criterion for establishing a new problem exploration pattern was whether it was (1) also observed in other design problems, (2) differed in a meaningful way from other identified patterns, and (3) whether it appeared to have potential to lead to considering other solutions.

Coding procedure

An experienced engineering graduate coded the problem statements in the database using the qualitative method described

above. As the patterns were identified, a general description was created to describe how it appeared to be used in the exploration of the problem. Each pattern was defined so as to be readily observable as a new element within a given problem, yet also applicable to many different engineering design problems. The pattern description was added to the code list, and further refined as the pattern was observed in subsequent problem statements. Through this process, a total of 32 different patterns in problem exploration were identified. Next, a second coder (trained in Industrial Design) independently analyzed the design problems after receiving the pattern code list (verbal and written descriptions of each pattern code). The two coders met to compare their observations. The percent agreement, or the percentage of pattern codes for each problem that matched between the two independent coders, was 90%, suggesting high interrater reliability (Cohen, 1960). The percent agreement provides a direct measure of concordance that is appropriate for qualitative comparisons with many potential categories because there is less need to correct for chance occurrences (Uebersax, 1987). Following the completed comparison, the pattern descriptions and titles were then further refined by consensus to add clarity and accessibility.

Results

The main focus of this study was to document *how* designers explored problems. In the analysis, we observed how designers transitioned the *presented problem* (i.e., as stated in the design challenges) to a *discovered problem* during the design process. We observed a high degree of variation in the discovered problems following a single presented problem and in the types of changes observed between the presented and discovered problems from a single designer’s work.

Examples of exploration patterns

The examples below illustrate changes from the presented problem to a discovered problem created by the designer. Each example includes a description and illustration of the observed problem exploration patterns.

Example 1: Reception desk problem

Presented problem. Motorola Mobility opened a new manufacturing facility in Dallas, Texas and needed a custom reception desk.

Discovered problem. Design a custom reception desk for the new manufacturing facility in Dallas, Texas for Motorola Mobility. The facility is eco-friendly with a lot of natural materials and the reception area is the focal point when entering the building. The design should be no longer than 5' × 7' to fit in the space and be made of plywood. The Motorola brand represents innovation in technology and efficiency so the desk should reflect that while also being unique and telling a story. The desk should imitate louvres that are designed to give shade and protect the interior of a building.

Exploration pattern. *Specify characteristics of the setting.* This pattern focuses on the positive and negative aspects of the setting to account for when designing the final solution. In this example, the specific setting was already provided in the presented problem; namely, the Motorola Mobility manufacturing facility in Dallas, Texas. One suitable solution to this problem may have not been discovered without first considering this setting. The designer

Table 3. Steps in the qualitative (inductive coding) method of data analysis with examples and rationale

Step	Step description	Application of step to example problem pair	Rationale for step
STEP 1	Select a presented problem and discovered problem from the database.	<i>Presented problem</i> “...remote villagers need to be able to embrace clean water solutions and have access to them when in and around the home.” <i>Discovered problem</i> “Poor people that don’t live close to water need to be able to obtain and store clean water when in isolated villages.”	Analyze one problem pair at a time
STEP 2	Identify major elements of the presented problem.	<i>List of problem elements</i> <ul style="list-style-type: none"> • Primary stakeholders (Individuals or groups directly benefiting from a product or service) – “villagers” • Current state limitation(s) or constraints – “no clean water solutions” • Primary goal (purpose or function of the design) – “access to clean water” • Context of use (type of physical environment or situation where the solution takes place) – “remote;” “in and around the home” 	Breaking each problem into parts makes it easier to identify the <i>focal elements</i> of each problem. These areas can then be compared to those of other problems.
STEP 3	Consider the discovered problem and identify its major elements.	<i>List of problem elements</i> Primary stakeholders – “poor people” Current state limitation(s) – “no clean water” Primary goal – “obtain and store clean water” Context of use – “long distance to water source;” “isolated villages”	Breaking each problem into its parts makes it easier to compare problems by determining whether a part was added, deleted, or modified
STEP 4	Analyze differences between the major elements of the presented problem and the discovered problem.	<i>Explain differences</i> The limitation of the current state was changed from “not being able to access existing clean water solutions” to “not getting clean water.” This changed the primary goal from “providing access to existing solutions” to “obtaining and storing clean water.” Also, more specific environmental and setting for use contexts were added by specifying “in isolated villages” and “don’t live close to water.” Primary stakeholder was also changed from “remote villagers” to a broader demographic group: “poor people.”	Helps to identify which major elements have been changed between the presented problem and the discovered problem to aid in identifying transformation patterns.
STEP 5	Extract patterns changing the problem from the presented to the discovered.	<i>Patterns observed in comparing discovered and presented problems</i> <ul style="list-style-type: none"> • Change the principal limitation by analyzing the root cause of the problem • Change the scope of the primary goal • Provide a more specific environment for the desired solution. 	Looks at the changes identified the previous step and defines a specific pattern that was evident in both the defining and reframing of the problem
STEP 6	Select another problem or problem set that appears to use the same pattern(s).	<i>Consider other presented-discovered problem pairs</i> Presented Problem: “School children in sub-Saharan Africa need to be able to adequately protect themselves against disease in primary/elementary schools.” Discovered Problem: “School children need to be able to be clean as they transition from classrooms and other areas when they are in school.”	Ensures patterns focus on one specific element and capture changes across example problems
STEP 7	Determine how each problem or problem set used the pattern to identify different ways of implementation.	<i>Explain differences in problem pairs</i> Both sets of problem statements changed the current state limitation by analyzing the root cause of the problem. The first set initially focused on how to use existing solutions but ended by focusing on creating a new solution to solve the real issue. In the second set, a focus on protecting against disease changed to preventing disease all together. Both sets also added a specific setting for the solution. The first pair focused on <i>where</i> (“don’t live close to water”) and the second pair focused on <i>when</i> (“transitioning between classrooms”).	Ensures all patterns are focused on one specific element and capture each apparent change in the problem statement

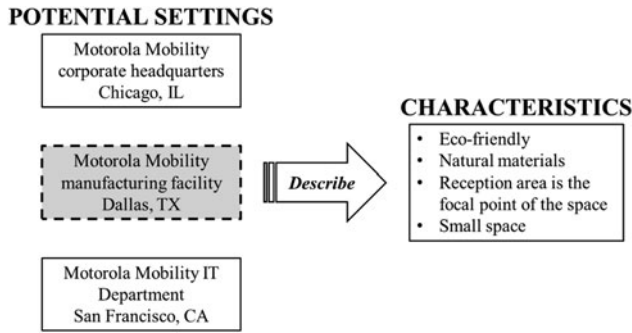


Fig. 1. Illustration of the exploration pattern: Specify characteristics of the setting.

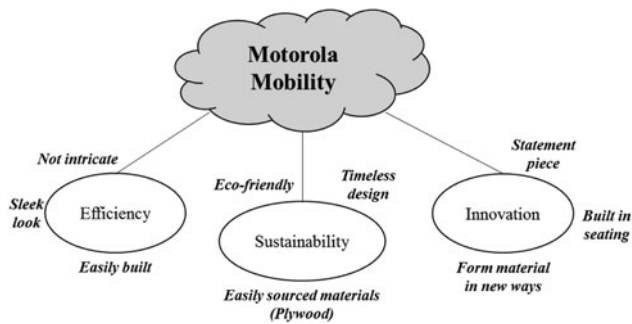


Fig. 2. Illustration of the exploration pattern: Identify design values.

added that the facility is “eco-friendly with a lot of natural materials and the reception area is the focal point when entering the building.” This may have led to incorporating natural materials in the final design. Figure 1 illustrates the perceived pattern of defining the characteristics of the setting used by the designer.

Exploration pattern: Identify design values

This pattern focuses on how the company brand should be reflected in the final solution. By describing the brand values in the problem, the solution may better reflect the company and what it stands for. In this example, the designer added specifics about the Motorola brand, that it “represents innovation in technology and efficiency.” These values were incorporated by the designer in the final solution by forming the material in a new way, providing built in seating, and using a sleek and simple design, as illustrated in Figure 2.

Exploration pattern: Use an existing solution to define goals

This pattern focuses on existing solutions and how they can be used as inspiration for the final solution. The inspiration does not have to come from a similar solution. The inspiration could also come from solutions that may have similar outcomes or functions to determine if any of its solutions could be used in a new way to solve the presented problem. For this example, the designer was inspired by louvres (louvers in American English), and the way they give shade and protect the interior of a building. The designer incorporated these functions in the discovered problem. Figure 3 illustrates the use of this pattern by demonstrating how this designer (highlighted in gray) and other designers identified inspiration in existing designs.

This discovered problem included three problem exploration patterns: Use an existing solution to define goals, Describe material

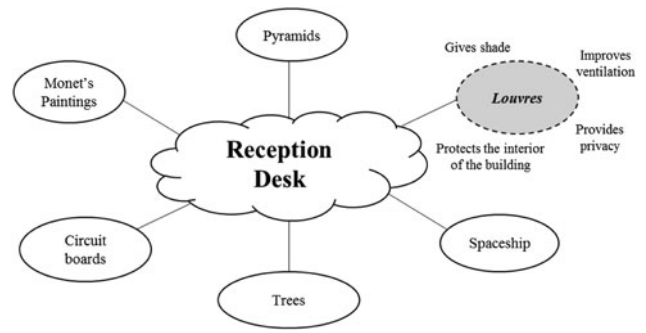


Fig. 3. Illustration of the exploration pattern: Use an existing solution to define goals.

characteristics, and Describe the required size and space attributes. This led the designer to create a solution for a plywood desk with attached seating. Figure 4 shows this solution and other designers’ solutions for the presented problem. The diversity of the proposed solutions suggests that different designers came to view the presented problem quite differently, and that those differing perspectives may lead to variation in the created designs. Each pattern appears to reflect a new area of the problem space for solutions by exploring new aspects of the problem beyond the presented problem.

Example 2: Mobile worker problem

Presented problem. Consider the mobile worker and define a concept to facilitate individual work in a shared work environment. Develop an innovative solution to a clearly defined problem, optimized for today’s mobile worker that is both technically and visually appropriate for the workplace.

Discovered problem. Working in open spaces fosters creativity and collaboration, yet this communal atmosphere possesses security issues. Mobile workers who utilize this type of space express concern about having their belongings stolen or losing their spot at the table when stepping away temporarily. Design a solution that allows office workers, students, coffee shop goers, and anyone else that works in a communal space to quickly secure their belongings without having to pack up multiple items and lug them around.

Exploration pattern: Make a general outcome more specific

This pattern focuses on the primary outcome of the solution and refers to the tangible goal the designer is directly trying to accomplish. “Facilitate individual work in a shared work environment” is a very broad outcome. In order to make the problem more manageable, the designer selected a smaller outcome to focus on, “secure their belongings.” Figure 5 illustrates this pattern of breaking out the presented outcome into subcategories and selecting one to focus the final solution on for this designer (highlighted in gray) and two other designers for comparison.

Exploration pattern: Expand the primary stakeholder group

This pattern focuses on the primary stakeholders, an individual or group that will benefit the most from or will be significantly impacted by the final solution. The pattern goal is to broaden the primary stakeholder group to encompass more individuals. In Example 1, the presented problem focused on today’s mobile workers as the primary stakeholder group. In the discovered problem, the designer decided to broaden the focus to not only include

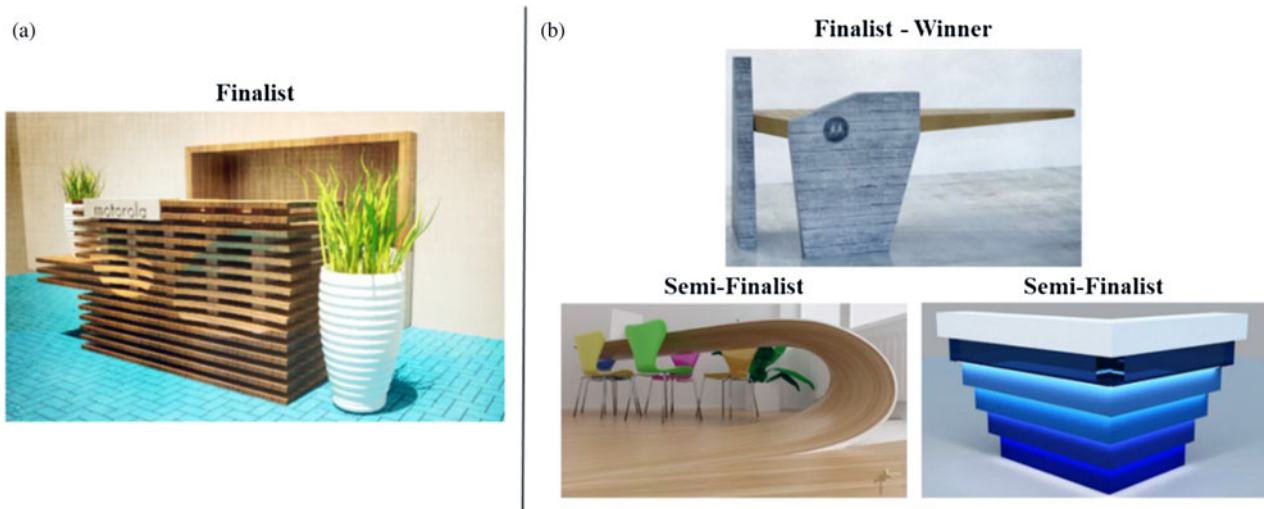


Fig. 4. Illustrations of (a) final solution generated from the discovered problem discussed, and (b) other solutions generated from the same presented problem (Unbranded Designs, 2015).

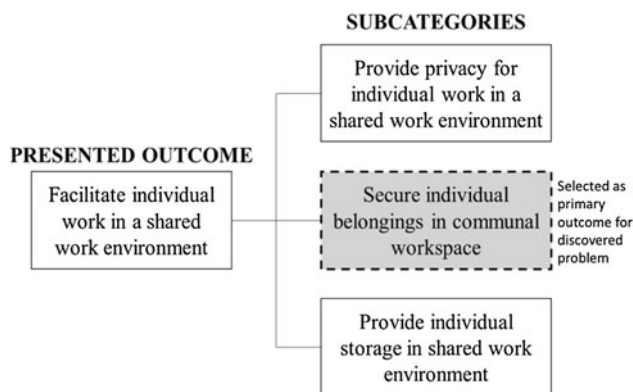


Fig. 5. Illustration of the exploration pattern: *Make a general outcome more specific.*

office workers, but also students, coffee shop goers, and anyone that works in a communal space. Figure 6 illustrates the pattern of considering larger stakeholder groups including the current stakeholder, selecting one or more groups to focus the solution on, and determining the primary needs of the group(s) selected. The figure shows the comparison of the stakeholder groups selected by this designer (highlighted in gray) and the stakeholder groups selected by three other designers.

Exploration pattern: Replace a problem with its root cause

This pattern focuses on examining the current state and the limitations that are producing the problem in the first place. This allows the designer to identify the root cause of the problem instead of focusing on the symptoms to benefit all stakeholders involved. The presented problem did not specify a limitation for the solution; instead, it gave a general approach (“develop an innovative solution to a clearly defined problem”). It was up to the designer to explore the limitations of the current state and to choose one to focus on. In this case, the designer determined that stolen belongings or having to lose a spot in a communal area was a current limitation for workers on the go. The designer then determined this limitation was due to workers not being able to secure their belongings in communal spaces without packing

up and taking everything with them. Figure 7 illustrates this exploration pattern of listing the current limitations, selecting one of the limitations to focus on, and determining the root cause of the limitation (highlighted in gray) and two other limitations addressed by other designers.

The designer’s discovered problem reflected these three patterns in the proposed solution: A scroll-top lockbox that allows the user to lock up their belongings in a communal space. Figure 8 shows the scroll top lock box concept and other solutions to the same presented problem generated by other designers. Just as in the previous example, this example demonstrates the generativity principle of problem exploration patterns: A large number of discovered problems can be generated from the presented problem through the application of exploration patterns. Specifically, this presented problem resulted in 55 different discovered problems, leading to a varied set of design solutions. Both of the examples support the claim that these patterns may move designers towards considering novel ways of approaching problems, and provide opportunities for surprising, uncommon interpretations of problems.

Exploration patterns observed across problems

Thirty-two different patterns of problem exploration were documented from the dataset (see Table 4). Each pattern describes a change from the presented problem to a designer’s discovered problem. Within 252 discovered problems, the 31 problem exploration patterns were observed a total of 416 times. This confirms our hypothesis that professional engineers and designers utilize more than one pattern when exploring presented problems. The observed frequencies for each of the 31 identified patterns are shown in Table 4. The table shows that some patterns were observed quite frequently, including *Detail the primary functions* (40 occurrences), *Prioritize among different possible uses* (21), and *Replace a presented problem with its root cause* (20). Four patterns, such as *Incorporate existing solutions* and *Describe the required space and size attributes* were observed just twice.

In the analysis, multiple problem exploration patterns were sometimes observed within the same discovered problem. The range was 1–9, with 3 as the average (also the median and mode) for each problem. This suggests that combinations of

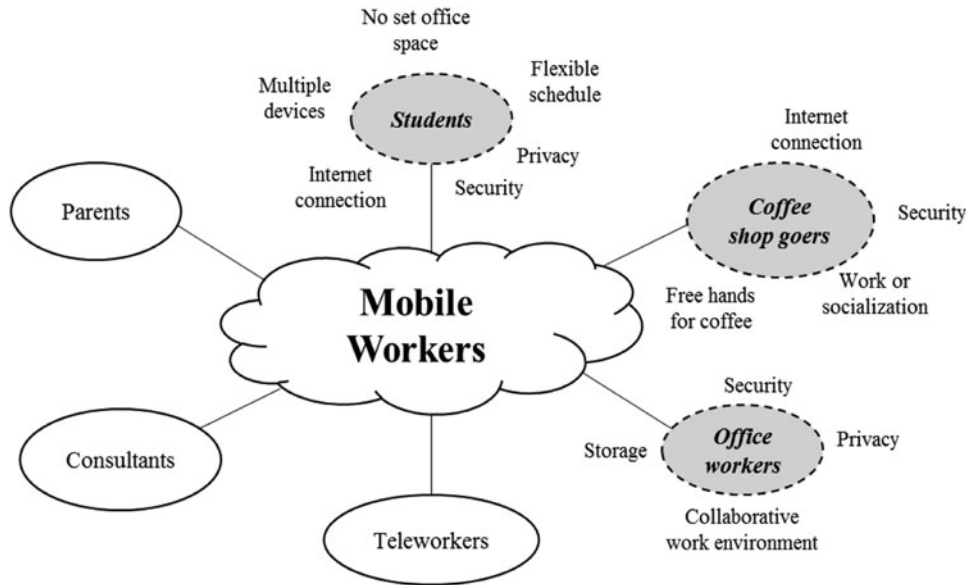


Fig. 6. Illustration of the exploration pattern: *Expand the primary stakeholder group.*

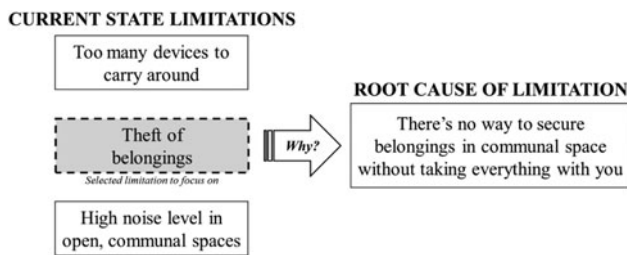


Fig. 7. Illustration of the exploration pattern: *Replace a problem with its root cause.*

exploration patterns, rather a single problem exploration pattern, were the norm in changes observed between presented and discovered problems.

The design challenge data also provided evidence of a weak relationship between multiple exploration patterns evident in the designer’s discovered problem and selection as finalists in the challenges. Five discovered problems were coded with six (the most) exploration patterns, and three of these were selected as finalists (and two as semifinalists) in their respective challenges. In contrast, of the five solutions identified with a single exploration pattern in the discovered problem, none were selected as finalists or semi-finalists (see Fig. 9).

This relationship between multiple problem exploration patterns and design selection outcome is in the hypothesized direction, $r(102) = -0.18, p < 0.05$: More observed exploration patterns in the discovered problem is correlated with placing higher in the challenge categories (first or second). In particular, all of the designs selected as finalists ($n = 19$) had two or more exploration patterns identified in their discovered problems. Further studies are required to establish this suggested link between problem exploration patterns and successful design outcomes.

Discussion

The goal of this study was to investigate how designers explore problems during the design process. To meet this objective, a

rigorous qualitative methodology based on best practices in inductive analysis was followed (e.g., Crabtree and Miller, 1999; Creswell and Clark, 2007). We identified patterns of problem exploration from a diverse set of design problems collected from independent design competitions. The analysis identified 32 patterns of problem exploration occurring at least twice in the 256 problems (81 presented, 175 discovered) analyzed. The problem exploration patterns vary in that, some identify constraints or address stakeholders, while others explore desired outcomes or use scenarios. As expected, multiple patterns were identified within presented and discovered problem pairs, suggesting frequent exploration by designers. The variety of patterns identified indicates there are a number of different ways in which problem can be interpreted, resulting in the potential for a diverse set of solutions for presented problems. The prevalence of observed problem exploration patterns in design competitions suggests their potential importance in novel problem spaces.

While problem exploration has been identified as an important stage in the design process (Fogler and LeBlanc, 2008), little information has been available about *how* designers successfully accomplish it. The results of this study capture a static picture – before and after – of the impact of problem exploration on design. The observed exploration patterns capture just one transformation of the presented problem and a new problem description. Each exploration pattern may assist the designer by suggesting ways to vary the problem’s structure, potentially leading to alternative solutions. We observed multiple patterns within a single problem pair, suggesting designers discover that changing problem characteristics can lead to divergent solutions. The exploration patterns identified in this study were applied to a variety of design problems; however, some patterns may be domain-specific. For example, patterns such as, *Integrate mobility*, and *Focus on eco-friendly solutions* may be most applicable in consumer or commercial products.

Perhaps counterintuitively, the patterns of problem exploration identified in this study suggest that designers often choose to narrow the problem space by focusing on particular functions, settings, or stakeholders, or by breaking the problem into sub-

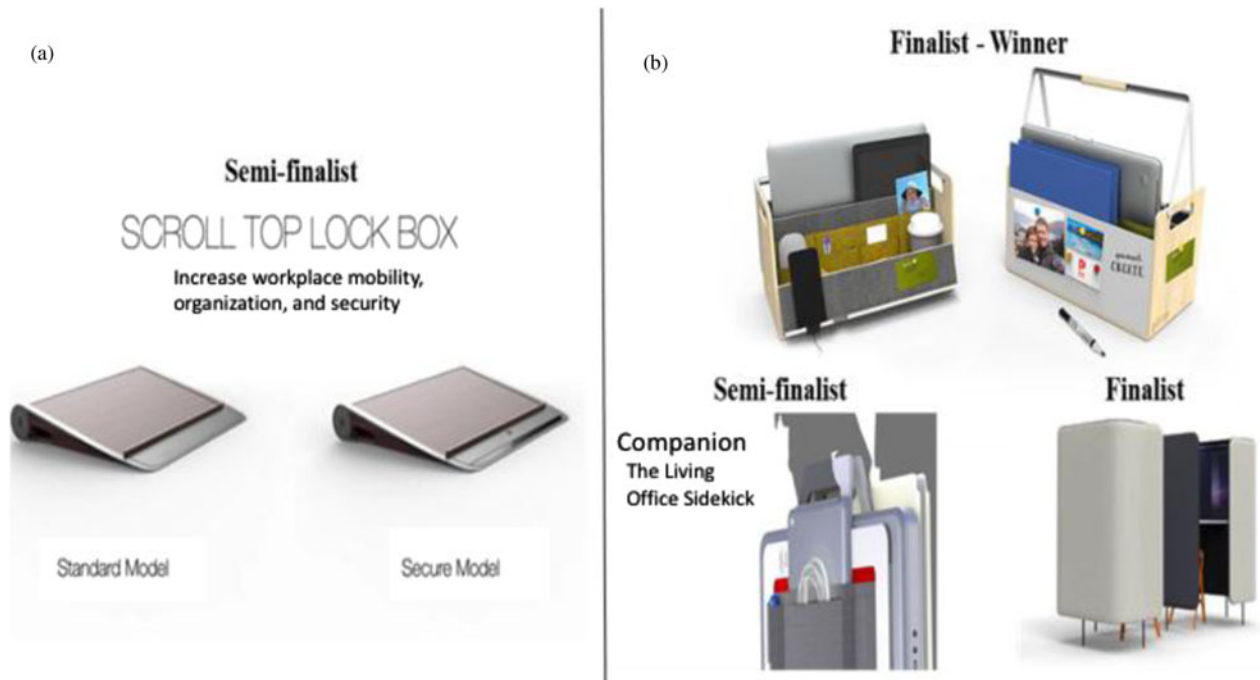


Fig. 8. Illustrations of (a) final solutions generated from one discovered problem, and (b) other solutions generated from the same presented problem, illustrating divergence from a single presented problem. (Unbranded Designs, 2015).

problems (e.g., *Describe required size and space attributes.*) This is consistent with previous findings that problem reduction is a rational and efficient approach for complex problem solving (Reed and Abramson, 1976; Carroll *et al.*, 1979). For example, Stokes (2009) has argued that adding constraints forces exploration of novel solutions. Adding constraints precludes some solutions while also promoting potential directions for solution (Stokes and Fisher, 2005); for example, when size and space requirements are identified by further exploring the problem, the set of potential solutions fitting the requirements is narrowed, and at the same time, new areas of the solution space may be identified based on the added requirements (such as “nested” designs). The observed problem exploration patterns in this study are consistent with the notion that restriction may serve as a helpful structure for promoting specific ideas (Stokes and Fisher, 2005). Other problem exploration patterns (e.g., *Expand the setting for use; Expand the problem scope*) indicate expansion, generalizing to create designs spanning a larger set of possible solutions within the problem space. Based on these themes of generalization and specification, considering both for each identified problem element may characterize a general approach to problem exploration.

The results of this study offer empirical evidence for the presence of problem exploration patterns appearing similar to previously identified strategies. For example, Spradlin’s Problem-Definition Process (Spradlin, 2012) has the designer answer questions such as: “What is the desired outcome?” and, “Who stands to benefit and why?” These questions can be compared with the patterns, “*State the primary outcome,*” and “*Describe the primary stakeholder,*” respectively. The “5 Whys” strategy (Bulsuk, 2011) is also very similar to the heuristic, “*Replace a problem by its root cause*” in that both analyze the existing problem to find an underlying problem. Decision strategies presented by MacCrimmon and Taylor (1976) can also be

compared with the exploration pattern, *Make a general outcome more specific.* However, the identified patterns offer more explicit guidelines than existing strategies. For example, Parnes’ statement-restatement method (Parnes, 1967) asks the designer to “place emphasis on different words” to rethink the problem. The designer may then selectively focus (Shull *et al.*, 1970) on, for example, the desired outcome of the problem; this strategy does not favor any specific focus, relying instead on repeatedly focusing on each word in the presented problem.

The problem exploration patterns observed also reflect common vocabulary, themes, definitions, and approaches to design prevalent in the literature. For example, the patterns, *Detail primary functions, Describe characteristics of materials,* and *Identify design values* are ubiquitous concepts from the design field. Other patterns reflect more specific approaches, such as *Use an existing solution to define goals,* which appears related to design-by-analogy (Moreno *et al.*, 2014) and other analogical approaches (Goel and Bhatta, 2004; Casakin, 2007). Another pattern, *Replace a problem with its root cause,* reflects the importance of fundamental and means objectives identified in decision analysis (cf. Clemen and Reilly, 2014). These commonalities likely arise from the very general level of pattern description derived from comparing changes across presented and discovered problem pairs. The analysis method intentionally pushed the description of patterns away from the specifics of problems and towards a level of commonality. In addition, the presented and discovered problem pairs were created by designers who also share common conceptions of design problems. Our claim from this evidence of problem exploration does not include uniqueness of the identified patterns; instead, we offer evidence that designers use these design concepts to explore presented problems as part of their design process.

In contrast to previous approaches (Table 1), the patterns of problem exploration extracted in this study provide clear evidence

Table 4. Patterns of problem exploration identified in the dataset and frequency of occurrence (keywords are underlined)

Rank	Element	Problem Exploration Pattern	Example Discovered Problem	Frequency
1	Goal	<i>Detail primary functions</i>	“product should <u>signal</u> degree of availability...”	40
2	Setting	<i>Accommodate multiple ways to use</i>	“...offer <u>flexible</u> work postures and can be <u>adapted</u> to create space...”	39
3	Setting	<i>Integrate mobility</i>	“Design a quick <u>transportable</u> device...enabling single-hand <u>transport</u> ”	24
4	Setting	<i>Prioritize a use case (how a product is used to accomplish a goal)</i>	“...would be <u>used</u> primarily for <u>product delivery</u> in urban cities...but still be usable by <u>wheelchair-bound</u> individuals.”	21
5	Goal	<i>Replace a problem with its root cause</i>	“Design a new snowboard boot that is better than our competitors.”=> “The original design was not selling as expected because it was <u>not designed to be used for the new tricks and new types of riding</u> the riders were doing.”	20
6	Goal	<i>Redefine the desired outcome</i>	“Define a concept to <u>facilitate individual work</u> in a shared work environment.”	20
7	Limitations	<i>Specify potential limitations</i>	“Body armor only covers approximately 19% of vital areas <u>due to weight and mobility degradation.</u> ”	19
8	Limitations	<i>Make a general limitation more specific</i>	“Mobile workers have to <u>share work spaces.</u> ”=> “Mobile workers are often <u>limited in using uncomfortable furniture.</u> ”	19
9	Goal	<i>Specify end user needs</i>	“The user <u>requires a mobile, flexible, and low weight product to maintain optimal user mobility.</u> ”	19
10	Limitations	<i>Specify required costs</i>	“The total production cost should be at most <u>\$150</u> to allow for mass production and distribution.”	17
11	Goal	<i>Add secondary functions</i>	“The main function of the product is to carry office supplies...It can also serve as a <u>platform to sketch new ideas.</u> ”	17
12	Setting	<i>Expand the setting for use</i>	“Design a storage space for <u>the office.</u> ”=> “The product could be used <u>in the office, at home, or in the car.</u> ”	16
13	Goal	<i>Make a general outcome more specific</i>	“Define a concept to <u>facilitate individual work in a shared work environment.</u> ”=> “...a device to quickly <u>secure belongings</u> in a communal space”	15
14	Limitations	<i>Describe characteristics of materials</i>	“...material should be <u>inert and reduce leak rate</u> ”	14
15	Goal	<i>Focus on eco-friendly solutions</i>	“Create products that <u>minimize impact on the environment</u> , account for this in the materials and manufacturing processes.”	14
16	Goal	<i>Describe desirable visual attributes</i>	“product should have a <u>simple and sleek look to it</u> ”	13
17	Goal	<i>Add secondary functions through existing solutions</i>	“Design a product for mobile office workers.”=> “...product should also integrate a <u>whiteboard</u> to use for <u>brainstorming new ideas</u> ”	12
18	Goal	<i>Use an existing solution to define goals</i>	“This design is <u>inspired by refrigerators</u> – how we store food and personalize them.”	12
19	Setting	<i>Specify characteristics of the setting</i>	“product can be used in a highly underutilized space in the modern office, <u>underneath conference room tables.</u> ... <u>limited noise.</u> ”	9
20	Stakeholder	<i>Substitute an individual primary stakeholder for group</i>	“Design a storage solution for an <u>office worker.</u> ”=> “The product can be <u>used by everyone in the office</u> to store coats, umbrellas, ...”	8
21	Setting	<i>Describe conditions in the natural environment</i>	“Drivers traveling in remote areas or over <u>rugged terrain</u> must be prepared for unexpected situations and <u>difficult weather conditions.</u> ”	7
22	Limitations	<i>Describe the required manufacturing process and constraints</i>	“Keep in mind that the manufacturing process should have a <u>quick turnaround time</u> , <u>meet commercial standards</u> , and <u>minimize impact on the environment.</u> ”	7
23	Goal	<i>Incorporate user customization in manufacturing</i>	“The product should be available in a <u>wide variety of colors</u> to meet user desires”	6
24	Stakeholder	<i>Substitute a primary stakeholder group for the individual</i>	“Design a product to increase <u>team collaboration.</u> ”=> “Collaboration spaces are often too close to focus areas. The product should provide an <u>individual privacy</u> , that could easily be transformed into a collaborate environment.”	6
25	Goal	<i>Identify design values</i>	“The Motorola brand focuses on <u>sustainability and innovation.</u> ”	5

(Continued)

Table 4. (Continued.)

Rank	Element	Problem Exploration Pattern	Example Discovered Problem	Frequency
26	Stakeholder	Expand the primary stakeholder group	“Design a storage component to be used by office workers.”=> “The product can be used by both <u>office workers</u> and <u>children</u> in their play areas.”	5
27	Stakeholder	Individualize the primary stakeholder	“Design a product for mobile office workers.”=> “Consider the <u>mobile worker</u> ...”	4
28	Limitations	Describe required size and space attributes	“...retrofit a <u>42” × 96”</u> table...”	2
29	Goal	Expand the problem scope	“...facilitate individual work in a shared work environment.”=> “The product should <u>also provide storage and a place to relax at work</u> .”	2
30	Goal	Build upon existing solutions	“Reimagine office storage space...”=> “Design a <u>backpack</u> with partitions that can be used on the desk...”	2
31	Stakeholder	Narrow the stakeholder group	“Design a personal storage unit for what <u>people in the workplace</u> need to store today and in the future.”=> “Design personal storage unit for <u>Chicago commuters</u> .”	2
32	Setting	Shift focus to broader cultural issues	Analyze the cultural issues present that impact the limitations of the current state. Change the primary outcome to reflect addressing these cultural issues to shift the focus from individual needs to broader needs. “facilitate healthy nutrition of individuals” => “create a nutritionally-aware, self-sustaining culture.”	2

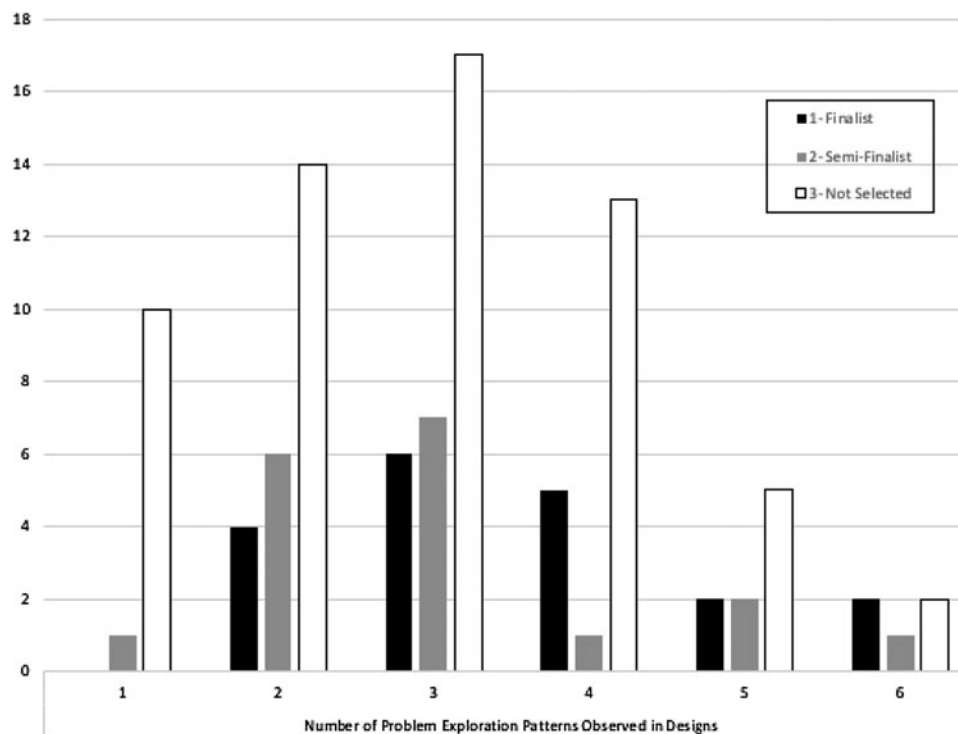


Fig. 9. Relationship between number of problem exploration patterns identified in discovered problems and their associated solutions' ranking (finalist, semi-finalist, and not selected) in the design challenges.

about *how* designers explore a problem. The exploration patterns identify specific variations to problems made by multiple designers across multiple designs. The analysis of many high-quality design problems from independent sources provides a strong empirical basis for conclusions about how designers actively explore problems. For example, the pattern *Narrow the stakeholder group* guides the designer considering a presented problem by suggesting taking a more manageable scope for

stakeholders. By making use of empirical evidence of how designers have changed presented problem statements, our results identify specific commonalities that may be useful when exploring other problems. This study of presented problems and their transformation into discovered problems provides evidence about the exploration patterns designers have found useful in design, rather than providing a logical or exhaustive set of possible patterns. At the same time, these patterns may not be useful or applicable in

all settings, and further investigations are needed to determine whether these problem exploration patterns may reflect an underlying ontology of design in practice.

Limitations

While the qualitative inductive analysis method allowed us to identify and describe patterns in how design problems in public sources were explored, our outcomes do not speak to the causal determination, prediction, or prescription of good design. However, the goal of this approach is transferability, which is defined as having enough “thick description” to allow readers of the research to make connections to their own situation (Leydens *et al.*, 2004; Borrego *et al.*, 2009). The discovered problems from the design challenge source offered many different solutions for the same presented problem, and their quality was enhanced by interaction within the online challenge community. However, these challenges may not reflect normative design processes, and instead, reflect outcomes when designers are intentionally varying the designs created to ensure a novel result. Also, design competitions may not offer a representative sample of product design problems or designers: Little information was available about the expertise and training of the contributing designers and the factors affecting the selection of presented problems. As a result, the problem exploration patterns observed may omit patterns evident in other types of problems and design contexts.

Another potential limitation is that the available data included static descriptions of the presented problem and the discovered problems and solutions, without intermediate steps or process measures. Without recording a designer’s thoughts during the problem exploration process, it is not possible to infer the designer’s goal or strategy when making a given change to a presented problem. Other studies have found that even expert designers may have difficulty articulating the strategies they use (Cross and Cross, 1998; Daly *et al.*, 2012; Yilmaz & Seifert, 2011). The methodology in this study is most similar to Altshuller (1997), who analyzed patents and described strategies and inferred their purpose. Like other approaches documenting strategy use in design without process information, (Altshuller, 1984; Weaver, *et al.*, 2008; Singh *et al.*, 2009), this study made use of static descriptions of problems and solutions. Further studies are needed to determine how these patterns of problem exploration identified here may play a role during the process of creation. In addition, while these observed patterns are reliably detected, it is possible that other researchers and designers may not agree with specific characterizations of the described data and patterns.

The patterns described were intended to allow generalization across specific examples. Goel and Bhatta (2004) describe this issue as “granularity” (Fu *et al.*, 2015), or the problem of specifying generic relations (independent of any specific design situation) among abstract design elements.

Potential application to new design problems requires generalizing, defined in the analysis here by considering each pattern across at least two examples. There is a trade-off between heuristic specificity (that aids application) and generality (that increases relevance) that has consequences for the access and ease of applying a strategy (Gray *et al.*, 2016). Future research may investigate how designers approach problem exploration in real time, and document designers’ thought processes as they explore the problem space using methods such as think-aloud protocols. Additional research is needed to validate the effectiveness of

these exploration patterns within design practice, and to test their efficacy as “prompts” to encourage designers to consider alternative discovered problems. Further, it is important to demonstrate a stronger link between problem exploration and innovative solution outcomes.

Implications

As Dorst and Cross (2001) established in their protocol study, the design process does not always proceed from problem presentation to generating solutions; instead, the presented problem “co-evolves” with its solution during the design process. The results of the present study add evidence about this process in the form of specific exploration patterns emerging across many different presented problems and designers. The documentation of systematic patterns of problem exploration offers an account of how designers approach a presented problem and introduce variations that lead to different discovered problems. This divergence from the presented problem may play an important role in generating novel, creative solutions (Daly *et al.*, 2018). While future studies must identify this link, the present findings point to divergence in problem exploration as a potential process for identifying innovative solutions in the problem space.

Experiences with problem exploration may be useful in professional training and engineering design courses to better prepare for challenging presented problems. Engineering and design undergraduates are provided with general instructions for finding and defining problems (Fogler and LeBlanc, 2008); however, instruction and practice including problem exploration patterns may help designers by encouraging them to consider novel problems, and in turn, generate more creative solutions. By learning about problem exploration patterns, a novice designer can be exposed to a variety of strategies used by others, and gain experience in applying them to different problems, potentially improving the variation in their candidate designs. For many design students, simply seeing the variety of discovered problems may lead to greater understanding of the potential of problem exploration in design.

Understanding how designers create by exploring the presented problem provides useful performance bounds for computational creativity. Computational approaches that begin with a problem and identify possible solutions will miss the important process of exploration within the problem itself, as suggested by MacLellan and colleagues (2013). The results from this study provide evidence of how human designers change their view of problems during the design process and provide specific strategies for exploring alternatives. The specified set of problem exploration patterns may be useful in computational approaches to creative design. Beginning with a specific design domain, these exploration patterns may be useful in generating variants of problems to then consider with other solution methods. For example, the computational tool proposed by MacLellan and colleagues (2013) (the Problem Formulator) supports a designer as they formulate a problem. The patterns identified here may add to this process through support tools. The advantage of our findings in the designing tool is that they are empirically-derived strategies in use by designers in product designs.

As more determinate paths from problem to solution are identified within a design domain, the inclusion of problem exploration may greatly enhance the search of the problem space. Tools that allow development of both presented and discovered problems and solutions, with feedback between these two processes,

may be the best fit for the co-evolution processes described by Dorst and Cross (2001). It is apparent that the mapping from the given problem to the discovered problem is a critical process for understanding how engineering designers create innovative designs.

Conclusion

The goal of this study was to identify a set of problem exploration patterns from the problems and solutions created by designers. This empirical study suggests specific strategies for finding a problem and transforming a presented design problem while creating solutions. These patterns in problem exploration capture alternative perspectives and levels of scope and may lead to more varied and innovative solutions. These results identify specific ways designers explore problems and provide needed content knowledge for applying these strategies to new problems. The results also suggest ways for computational tools to assist designers and students in improving their problem exploration, potentially leading to more creative solutions.

Acknowledgements. Thanks to Ian Baker for his assistance with this research, and to Jaclyn Murray and several anonymous reviewers for their helpful comments. A preliminary report was presented at the 2016 IDETC conference (Studer et al., 2016). This research was funded by the National Science Foundation, Division of Undergraduate Education, Improving Undergraduate STEM Education: Education and Human Resources (IUSE) Grants # 1504028 and # 1504721. Support was also received from the NSF I/UCRC Center for e-Design.

References

- Adams R, Daly S, Mann L and Dall'Alba G (2011) Being a professional: three lenses on design thinking, acting, and being. *Design Studies* 32, 588–607.
- Ahmed S, Wallace K and Blessing L (2003) Understanding the differences between how novice and experienced designers approach design tasks. *Research in Engineering Design* 14, 1–11.
- Altshuller G (1984) *Creativity as an Exact Science*. New York: Gordon & Breach.
- Altshuller G (1997) *40 Principles: TRIZ Keys to Technical Innovation*. Worcester, MA: Technical Innovation Center.
- Archer LB (1968) *The structure of design processes*. Thesis (Ph.D.) Royal College of Art, London, 1968. Shelfmark: Document Supply DRT 484530. Available on Ethos: <http://ethos.bl.uk/OrderDetails.do?uin=uk.bl.ethos.484530>
- Asimow M (1962) *Introduction to Design: Fundamentals of Engineering Design*. New Jersey: Prentice-Hall.
- Atman CJ, Chimka JR and Bursic KM (1999) A comparison of freshman and senior engineering design processes. *Design Studies* 20, 131–152.
- Ball L and Ormerod T (2000) Applying ethnography in the analysis and support of expertise in engineering design. *Design Studies* 21, 403–421.
- Beckman S and Barry M (2015) Framing and re-framing: core skills for a problem-filled world. *Rotman Magazine* (Winter), 67–71. <https://doi.org/10.1017/CBO9781107415324.004>
- Borrego M, Douglas E and Amelink C (2009) Quantitative, qualitative, and mixed research methods in engineering education. *Journal of Engineering Education* 98, 53–66.
- Brophy DR (2001) Comparing the attributes, activities, and performance of divergent, convergent, and combination thinkers. *Creativity Research Journal* 13, 439–455.
- Bulsuk KG (2011) An introduction to 5-why. Retrieved from <http://blog.bulsuk.com/2009/03/5-why-finding-root-causes.html#axzz1WBoqfV6>. May 1, 2017.
- Carroll JM, Thomas JC and Malhotra A (1979) Clinical-experimental analysis of design problem solving. *Design Studies* 1, 84–92.
- Casakin HP (2007) Metaphors in design problem solving: implications for creativity. *International Journal of Design* 1, 21–33.
- Chi MT (1997) Quantifying qualitative analyses of verbal data: a practical guide. *The Journal of the Learning Sciences* 6, 271–315.
- Christiaans HHCM (1992a) *Creativity in Design: The Role of Domain Knowledge in Designing*. Delft, Netherlands: Technical University of Delft.
- Christiaans HHCM (1992b) Cognitive models in industrial design engineering: a protocol study. In Taylor DL and Stauffer DA (eds), *Design Theory and Methodology*. New York: American Society of Mechanical Engineers, pp. 131–140.
- Clemen R and Reilly T (2014) *Making Hard Decisions with Decision Tools: An Introduction to Decision Analysis*. Stamford, CT: Cengage.
- Coffey A and Atkinson P (1996) *Making Sense of Qualitative Data: Complementary Research Strategies*. Thousand Oaks: Sage.
- Cohen J (1960) A coefficient for agreement for nominal scales. *Education and Psychological Measurement* 20, 37–46.
- Crabtree BF and Miller WL (eds) (1999) *Doing Qualitative Research*. New York: Sage Publications.
- Creswell JW and Clark VLP (2007) *Designing and Conducting Mixed Methods Research*. California: Sage Publications.
- Cross N (1997) Descriptive models of creative design: application to an example. *Design Studies* 18, 427–440.
- Cross N (2004) Expertise in design: an overview. *Design Studies* 25, 427–441.
- Cross N (2006) *Designerly ways of knowing* (pp. 1–13). London: Springer.
- Cross N and Cross AC (1998) Expertise in engineering design. *Research in Engineering Design* 10, 141–149.
- Csikszentmihalyi M and Getzels JW (1971) Discovery-oriented behavior and the originality of creative products: a study with artists. *Journal of Personality and Social Psychology* 19, 47–52.
- Csikszentmihalyi M and Getzels JW (1988) Creativity and problem finding. In Farley FH and Neperud RW (eds), *The Foundations of Aesthetics, Art, and Art Education*. New York: Praeger, pp. 91–106.
- Daly S, Christian JL, Yilmaz S, Seifert CM and Gonzalez (2012a) Assessing design heuristics for idea generation in an introductory engineering course. *International Journal of Engineering Education* 28, 1–11.
- Daly SR, Adams RS and Bodner GM (2012b) 'What does it mean to design? A qualitative investigation of design professionals' experiences. *Journal of Engineering Education* 101, 187–219.
- Daly SR, McKilligan S, Studer JA, Murray JA and Seifert CM (2018) Innovative solutions through innovated problems. *International Journal of Engineering Education* 34, 695–707.
- Daly SR, Mosyjowski EA and Seifert CM (2014) Teaching creativity in engineering courses. *Journal of Engineering Education* 103, 417–449.
- Daly SR, Yilmaz S, Christian JL, Seifert CM and Gonzalez R (2012c) Design heuristics in engineering concept generation. *Journal of Engineering Education* 101, 601–629.
- Daly SR, Yilmaz S, Seifert C and Gonzalez R (2010) *Cognitive Heuristic use in Engineering Design Ideation. Proceedings of the American Society for Engineering Education (AC 2010-1032)*. Washington, DC: American Society for Engineering Education.
- Dewey J (1910) *How We Think*. Boston: D.C. Heath and Co.
- Dillon JT (1982) Problem finding and solving. *The Journal of Creative Behavior* 16, 97–111.
- Dorst K (2010) The nature of design thinking. DTRS8 Interpreting Design Thinking: Design Thinking Research Symposium Proceedings (DTRS8), 131–139. <http://hdl.handle.net/10453/16590>
- Dorst K (2011) The core of "design thinking" and its application. *Design Studies* 32, 521–532.
- Dorst K and Cross N (2001) Creativity in the design process: co-evolution of problem–solution. *Design Studies* 22, 425–437.
- Drews C (2009) Unleashing the full potential of design thinking as a business method. *Design Management Review* 20, 39–44.
- Duncker K (1945) On problem solving. *Psychological Monographs* 58, 270.
- Dzbor M and Zdrahal Z (2002) Modelling design interpretation as interaction of problem framing and problem solving. *Proceedings of DETC'02: ASME 2002 Design Engineering Technical Conferences and Computers and Information in Engineering Conference*. Montreal, Canada.
- Ecker DW (1963) The artistic process as qualitative problem solving. *Journal of Aesthetics and Art Criticism* 31, 283–290.
- Fogler SH and LeBlanc SE (2008) *Strategies for Creative Problem Solving*. Massachusetts, USA: Pearson Education, Inc.

- Fricke G (1999) Successful approaches in dealing with differently precise design problems. *Design Studies* **20**, 417–429.
- Fu KK, Yang MC and Wood KL (2015) Design principles: The foundation of design. In ASME 2015 International Design Engineering Technical Conferences and Computers and Information in Engineering Conference (pp. V007T06A034-V007T06A034). American Society of Mechanical Engineers.
- Gero JS (2004) The situated function-behaviour-structure framework. *Design Studies* **25**, 373–391.
- Getzels JW (1975) Problem-finding and the inventiveness of solutions. *The Journal of Creative Behavior* **9**, 12–18.
- Getzels JW and Csikszentmihalyi M (1976) *The Creative Vision: A Longitudinal Study of Problem Finding in Art*. New York: Wiley.
- Getzels JW and Smilansky J (1983) Individual differences in pupil perceptions of school problems. *British Journal of Educational Psychology* **53**(1), 307–316.
- Glaser BG (1965) The constant comparative method of qualitative analysis. *Social Problems* **12**, 436–445.
- Goel AK and Bhatta SR (2004) Use of design patterns in analogy-based design. *Advanced Engineering Informatics* **18**, 85–94.
- Granger CH (1964) The hierarchy of objectives. *Harvard Business Review*, **42**, 63–74.
- Gray CM, Seifert CM, Yilmaz S, Daly SR and Gonzalez R (2016) What is the content of “design thinking”? Design heuristics as conceptual repertoire. *International Journal of Engineering Education* **32**.
- Hall III AD (1962) *A Methodology for Systems Engineering*. Princeton, NJ: Van Nostrand.
- Haller L and Cullen CD (2006) *Design Secrets: Products 2: Fifty Real-Life Design Projects Uncovered (V. 2)*. (Edited by the Industrial Designers Society of America.) Gloucester, MA: Rockport.
- Harfield S (2007) On design ‘problematization’: theorising differences in designed outcomes. *Design Studies* **28**, 159–173.
- Hargadon AB and Bechy BA (2006) When collections of creatives become creative collectives: a field study of problem solving at work. *Organization Science* **17**, 484–500.
- Higgins JS, Maitland GC, Perkins JD and Richardson SM (1989) Identifying and solving problems in engineering design. *Studies in Higher Education* **14**, 169–181.
- Howard TJ, Culley SJ and Dekoninck E (2008) Describing the creative design process by the integration of engineering design and cognitive psychology literature. *Design Studies* **29**, 160–180.
- Industrial Designers of Society of America (2001) *Design Secrets: Products: Fifty Real-Life Projects Uncovered*. Gloucester, MA: Rockport.
- Kahn AJ (1969) *Theory and Practice of Social Planning*. New York: Russell Sage Foundation.
- Kepner CH and Tregoe BB (1981) *The New Rational Manager*. Princeton, NJ: Princeton Research Press.
- Krippendorff K (1980) *Content Analysis: An Introduction to its Methodology*. Beverly Hills, CA: Sage.
- Kruger C and Cross N (2006) Solution driven versus problem driven design: strategies and outcomes. *Design Studies* **27**, 527–548.
- Leydens J, Moskal B and Pavelich M (2004) Qualitative methods used in the assessment of engineering education. *Journal of Engineering Education* **94**, 13–25.
- Liu YC, Bligh T and Chakrabarti A (2003) Towards an “ideal” approach for concept generation. *Design Studies* **24**, 341–355.
- Luma Institute (2012) *Innovating for People: Handbook of Human-Centered Design Methods*. Pittsburgh, PA: LUMA Institute.
- MacCrimmon KR and Taylor RN (1976) Decision making and problem solving. In Dunnette MD (ed.), *Handbook of Industrial and Organizational Psychology*. Chicago: Rand McNally College Publishing Co, pp. 1397–1493.
- MacLellan CJ, Langley P, Shah J and Dinar M (2013) A computational aid for problem formulation in early conceptual design. *Journal of Computing and Information Science in Engineering* **13**, 031005–10.
- Maher ML and Poon J (1996) Modeling design exploration as co-evolution. *Computer-Aided Civil Infrastructure* **11**, 195–209.
- Maher ML, Poon J and Boulanger S (1996) Formalising design exploration as co-evolution: a combined gene approach. *Advances in Formal Design Methods for CAD: Proceedings of the IFIP WG5.2 Workshop on Formal Design Methods for Computer-Aided Design*, 3–30. https://doi.org/10.1007/978-0-387-34925-1_1
- Maier RF (1970) *Problem Solving and Creativity in Individuals and Groups*. Belmont, California: Brooks/Cole Publishing Co.
- Mingers J and Rosenhead J (2004) Problem structuring methods in action. *European Journal of Operational Research* **152**, 530–664.
- Moreno DP, Hernandez AA, Yang MC, Otto KN, Holta-Otto K, Linsey JS and Wood KL (2014) Fundamental studies in design-by-analogy: a focus on domain-knowledge experts and applications to transactional design problems. *Design Studies* **35**, 232–272.
- Mumford MD, Reiter-Palmon R and Redmond MR (1994) Problem construction and cognition: applying problem representations in ill-defined domains. In Runco M (ed.), *Problem Finding, Problem Solving, and Creativity*. Norwood, NJ: Ablex, pp. 3–39.
- Nadler G (1967) *Work Systems Design: The IDEALS Concept*. Homewood, Illinois: Richard D. Irwin, Inc.
- Newell A and Simon HA (1972) *Human Problem Solving*. Englewood, NJ: Prentice-Hall.
- Okuda SM, Runco MA and Berger DE (1991) Creativity and the finding and solving of real-world problems. *Journal of Psychoeducational Assessment* **9**, 45–53.
- Ottosson S (2004) Dynamic product development - DPD. *Technovation* **24**, 207–217.
- Parnes SJ (1967) *Creative Behavior Guidebook*. New York: Scribner.
- Paton B and Dorst K (2011) Briefing and reframing: a situated practice. *Design Studies* **32**, 573–587.
- Patton MQ (2005) *Qualitative Research*. London: John Wiley & Sons, Ltd.
- Paul R and Elder L (2006) Critical thinking: The nature of critical and creative thought. *Journal of Developmental Education* **30**, 34.
- Reed SK and Abramson A (1976) Effect of the problem space on subgoal facilitation. *Journal of Educational Psychology* **68**, 243–246.
- Restrepo J and Christiaans H (2004) Problem structuring and information access in design. *Journal of Design Research* **4**, 218–236. <https://doi.org/10.1504/JDR.2004.009842>
- Rickards T (1975) *Problem Solving Through Creative Analysis*. Essex: Gower Press.
- Seevinck J and Lenigas T (2013) Rock, paper, scissors: reflective practice for design process in the novice landscape architect. *Proceedings of the 2nd International Conference for Design Education Researchers*, 2145–2159.
- Schön D (1983) *The Reflective Practitioner: How Practitioners Think in Action*. London: Temple Smith.
- Shneiderman B (2000) Creating creativity: user interfaces for supporting innovation. *ACM Transactions on Computer-Human Interaction* **7**, 114–138.
- Shull FA, Delbecq AL and Cummings LL (1970) *Organizational Decision Making*. New York: McGraw-Hill Book Co.
- Simon HA (1969) *The Sciences of the Artificial*. Cambridge, MA: MIT Press.
- Simon HA (1979) *Models of Thought*. New Haven: Yale University Press.
- Simon HA (1972) Theories of bounded rationality. *Decision and organization* **1**, 161–176.
- Singh V, Skiles SM, Krager JE, Wood KL, Jensen D and Sierakowski R (2009) Innovations in design through transformation: a fundamental study of transformation principles. *ASME Journal of Mechanical Design* **131**, 081010.
- Singh V, Walter B, Krager J, Putnam N, Korashy B, Wood K and Jensen D (2007) Design for Transformation: Theory, Method and Application. *Proceedings of the IDETC/CIE 2007, ASME 2007 International Design Engineering Technical Conferences & Computers and Information in Engineering Conference*, September, Las Vegas, NV.
- Spradlin D (2012) Are you solving the right problem? *Harvard Business Review* **90**.
- Stokes PD (2009) Using constraints to create novelty: a case study. *Psychology of Aesthetics, Creativity, and the Arts* **3**, 174–180.
- Stokes PD and Fisher D (2005) Selection, constraints, and creativity case studies: Max Beckmann and Philip Guston. *Creativity Research Journal* **17**, 283–291.
- Studer JA, Yilmaz S, Daly SR and Seifert CM (2016) Cognitive heuristics in defining engineering design problems. In *29th International Conference on Design Theory and Methodology, Volume 7*. ASME.

- Stumpf S and McDonnell J** (1999, April). Relating argument to design problem framing. In *Proceedings of the 4th Design Thinking Research Symposium* (pp. 245-253). Chicago, IL.
- Tversky A and Kahneman D** (1986) Rational choice and the framing of decisions. *Journal of Business* **59**, S251–S278.
- Uebersax JS** (1987) Diversity of decision making models and the measurement of interrater agreement. *Psychological Bulletin* **101**, 140–146.
- Unbranded Designs** (2015). Ret. from <http://www.UnbrandedDesigns.com> (Oct. 28, 2015).
- Valkenburg R and Dorst K** (1998) The reflective practice of design teams. *Design Studies* **19**, 249–271.
- Vasconcelos LA, Crilly N, Chen CC, Campos F and Kelner J** (2016) What's the benefit of problem exploration? *Proceedings of the DESIGN 2016 14th International Design Conference* (pp. 89-98). Cavtat, Dubrovnik, Croatia: The Design Society.
- Weaver J, Wood K, Crawford R and Jensen D** (2010) Transformation design theory: a meta-analogical framework. *Journal of Computing and Information Science in Engineering* **10**, 031012–1.
- Weaver J, Wood K and Jensen D** (2008) Transformation Facilitators: A Quantitative Analysis of Reconfigurable Products and their Characteristics, *Proceedings of the ASME 2008 International Design Engineering Conferences & Computers and Information in Engineering Conference*, IDETC/CIE 2008, Brooklyn, New York.
- Yilmaz S., Daly S. R., Seifert C. M. and Gonzalez R.** (2016a). Evidence-based design heuristics for idea generation. *Design Studies* **46**, 95–124. <https://doi.org/10.1016/j.destud.2016.05.001>
- Yilmaz S and Seifert CM** (2011) Creativity through design heuristics: A case study of expert product design. *Design Studies* **32**, 384–415.
- Yilmaz S, Seifert CM, Daly SR and Gonzalez R** (2016b). Design heuristics in innovative products. *Journal of Mechanical Design*, **138**, 1–12.

Jaryn A. Studer is a graduate of the Human–Computer Interaction M.S. program at Iowa State University. She has a B.S. in Industrial Engineering from West Virginia University (2012). Her thesis is focused on enhancing creativity and innovation in design by uncovering cognitive processes used by

engineers and designers to frame challenging design problems. It is entitled, “Tackling the ‘right’ problem: Investigating cognitive strategies used in understanding design problems” (2017).

Shanna R. Daly is an Assistant Professor of Mechanical Engineering at the University of Michigan. She has a B.E. in Chemical Engineering from the University of Dayton (2003) and a Ph.D. in Engineering Education from Purdue University (2008). Her research focuses on strategies for design innovations through divergent and convergent thinking as well as through deep needs and community assessments using design ethnography, and translating strategies to design tools and education. She teaches design and entrepreneurship courses at the undergraduate and graduate levels, focusing on front-end design processes.

Seda McKilligan is an Associate Professor of Industrial Design at Iowa State University. She teaches design studios and lecture courses on developing creativity and human-centered research skills. Her current research focuses on transforming engineering departments through design thinking methodology, identifying impacts of different factors on ideation of designers and engineers, developing instructional materials for design ideation, and exploring foundational elements of innovation. She received her PhD degree in Design Science in 2010 from University of Michigan. She is also a faculty in Human–Computer Interaction Graduate Program and the ISU Site Co-Director for Center for e-Design.

Colleen M. Seifert is an Arthur F. Thurnau Professor in the Department of Psychology at the University of Michigan, Ann Arbor, and a Faculty Associate in the Research Center for Group Dynamics at the Institute for Social Research. She is interested in cognitive processes in design, creativity, memory, and problem-solving. Dr Seifert received a BA degree in psychology from Gustavus Adolphus College in Minnesota, and MS, MPhil, and PhD degrees in psychology from Yale University. She was the recipient of an American Society for Engineering Education Postdoctoral Fellowship, and a Spencer Foundation Fellowship from the National Academy of Education.