



LOOK AGAIN... LOOK AGAIN...

Just for Fun!

See if you can find the 8 differences in each set of images.

Mexican cactus

Ceria microstructures with sputtered Au. Scanning electron microscope image at 20 KV, X3500.

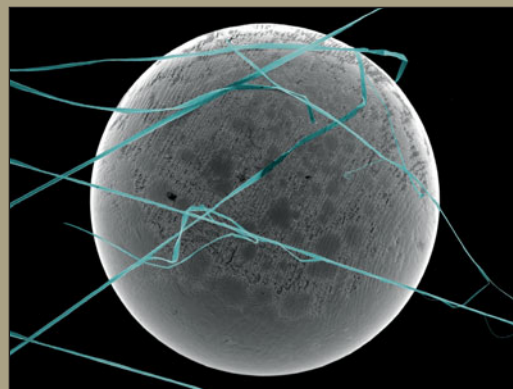
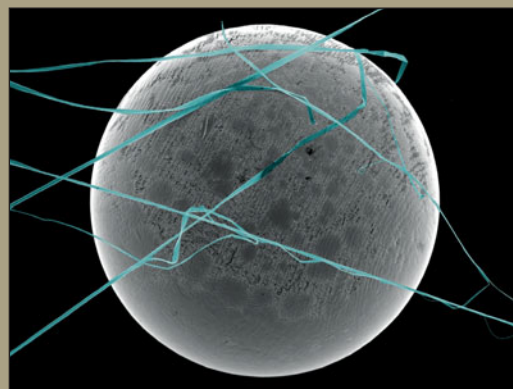
Araceli Romero Núñez, National Autonomous University of Mexico, Mexico





Tethered moon

Ultrathin (50 nm) ribbons of brown recluse silk applied to a eutectic Pb/Sn solder ball on Si.

Sean R. Koebley, College of William and Mary, USA



April 2015 answer key



The answers will be in the August 2015 issue.

Images on the top were submitted to the Materials Research Society "Science as Art" competition. Images on the bottom were modified in Adobe Photoshop for this "Look Again" activity.