

The Canadian Journal of Neurological Sciences

Le Journal Canadien des Sciences Neurologiques

- PET in Hemiparkinsonism 163
- MR Spectroscopy in Oculopharyngeal Muscular Dystrophy 174
- Photon Radiosurgery 212
- Non-Functioning Pituitary Adenomas 228
- Complete Table of Contents i



XXVIIth Canadian Congress of
Neurological Sciences
June 25-28, 1992
Winnipeg, Manitoba
Program and Abstracts page 246

The Official Journal of

The Canadian Neurological Society
The Canadian Neurosurgical Society
The Canadian Society of Clinical Neurophysiologists
The Canadian Association for Child Neurology

Volume 19, No. 2

May 1992



To a parkinsonian patient, a little help means a lot.

Adding Parlodel to levodopa can improve symptom control. Because you want to help your patient get more out of life's little pleasures.

Add

PARLODEL[®] 
(bromocriptine mesylate)

Because quality of life
is the issue.

 **SANDOZ**

Sandoz Canada Inc.
P.O. Box 385
Dorval, Quebec
H9R 4P5



For brief prescribing
information see page xxix



Table of Contents

ARTICLES

Neuropsychological and Glucose Metabolic Profiles in Asymmetric Parkinson's Disease <i>Erich Mohr, Ulrike M. Mann, Robert S. Miletich, Margaret Sampson, Terry E. Goldberg, J. David Grimes, and Thomas N. Chase</i>	163
Life-style and Dietary Factors Early and Late in Parkinson's Disease <i>P. Vieregge, C.v. Maravic and H.-J. Friedrich</i>	170
Forearm P-31 Nuclear Magnetic Resonance Spectroscopy Studies in Oculopharyngeal Muscular Dystrophy <i>Douglas W. Zochodne, Wilma J. Koopman, Norbert J. Witt, Terry Thompson, Alberta A. Driedger, Dennis Gravelle and Charles F. Bolton</i>	174
Diagnosis and Management of Spinal Epidural Abscess <i>Gary J. Redekop and Rolando F. Del Maestro</i>	180
Intrathecal Baclofen for Intractable Spinal Spasticity – a Double-blind Cross-over Comparison with Placebo in 6 Patients <i>H. Hugenholtz, R.F. Nelson, E. Dehoux, R. Bickerton</i>	188
Fracture of Temporal Bone with Exsanguination: Pathology and Mechanism <i>M.S. Pollanen, J.H.N. Deck, B. Blenkinsop and E.M. Farkas</i>	196
The Anticonvulsant Effects of Vitamin E: A Further Evaluation <i>Sheldon L. Levy, W.M. Burnham, A. Bishai and Paul A. Hwang</i>	201
The Pharmacology of Chewable Versus Regular Carbamazepine in Chronically Treated Children with Epilepsy <i>Peter Camfield, Paul Hwang, Carol Camfield, Albert Fraser, Steven Soldin, AK Al-Quadah</i>	204
The Insular Cortex and the Pathophysiology of Stroke-Induced Cardiac Changes – Review Article <i>Stephen Oppenheimer</i>	208
Photon Radiosurgery: A Clinical Review <i>Michael R. McKenzie, Luis Souhami, Ervin B. Podgorsak, André Olivier, Jean-Louis Caron and Jean-Guy Villemure</i>	212
Cerebral Aneurysms and Polycystic Kidney Disease: A Critical Review <i>Andres M. Lozano and Richard Leblanc</i>	222
Clinically Non-Functioning Human Pituitary Adenomas – Review Article <i>Sylvia L. Asa and Kalman Kovacs</i>	228
Tegmental Pontine Hemorrhages: Clinical Features and Prognostic Factors <i>Marcelo Lancman, Jorge Norscini, Hripsime Mesropian, Carlos Bardeci, Toselli Bauso and Reubens Granillo</i>	236
Chronic Lymphocytic Leukemia Presenting as a Pituitary Mass Lesion <i>Jonathon S. Fain, Faramarz Naeim, Donald P. Becker, Andre Van Herle, Fisca Yan-Go, Leonard Petrus and Harry V. Vinters</i>	239
Neuroblastoma and Fetal Exposure to Phenytoin in a Child Without Dysmorphic Features <i>S. Al-Shammri, A. Guberman and E. Hsu</i>	243
XXVIIIth CANADIAN CONGRESS OF NEUROLOGICAL SCIENCES Program and Abstracts.	246
CORRESPONDENCE	309
BOOKS RECEIVED	310
BOOK REVIEWS	311
NOTES AND ANNOUNCEMENTS	314
CALENDAR OF EVENTS	315
INSTRUCTIONS TO AUTHORS	xxiv
ADVERTISERS INDEX	xxxii



Editor/Rédacteur en chef James A. Sharpe *Toronto*
Associate Editors/Rédacteurs associés Laurence E. Becker *Toronto*
John Girvin *London* Terry Picton *Ottawa*
Past Editors Robert G. Lee *Calgary*
Robert T. Ross (founding editor) *Winnipeg*
Book Review Editor/Rédacteur de critiques de livres Mary Anne Lee *Calgary*

Editorial Board/Conseil Scientifique

Peter Ashby <i>Toronto</i>	Peter Humphreys <i>Ottawa</i>
Warren Blume <i>London</i>	Richard Leblanc <i>Montréal</i>
Jean-Pierre Bouchard <i>Québec</i>	George Karpati <i>Montréal</i>
Garth Bray <i>Montréal</i>	Patrick McGeer <i>Vancouver</i>
Donald Calne <i>Vancouver</i>	Richard Riopelle <i>Kingston</i>
Peter Camfield <i>Halifax</i>	Richard Stein <i>Edmonton</i>
Pierre Duquette <i>Montréal</i>	John Stewart <i>Montréal</i>
George Ebers <i>London</i>	Charles Tator <i>Toronto</i>
Serge Gauthier <i>Montréal</i>	

News Editor/Rédacteur (nouvelles) John Norris *Toronto*
Managing Editor/Administratrice adjointe Sally A. Gregg *Calgary*

Publications Committee/Comité de Rédaction

William F. Brown <i>London</i>	Warren Blume <i>London</i>
Gary Ferguson <i>London</i>	John Tibbles <i>Victoria</i>

The Official Journal of/La Revue Officielle de:

The Canadian Neurological Society
La Société Canadienne de Neurologie
President/Président — Richard Riopelle
Secretary-Treasurer/ — O. Suchowersky
Secrétaire-Trésorier

The Canadian Society of Clinical Neurophysiologists
La Société Canadienne de Neurophysiologie Clinique
President/Président — W. Pryse-Phillips
Secretary-Treasurer/ — Michael Jones
Secrétaire-Trésorier

The Canadian Neurosurgical Society
La Société Canadienne de Neurochirurgie
President/Président — André Olivier
Secretary-Treasurer/ — Renn Holness
Secrétaire-Trésorier

The Canadian Association for Child Neurology
L'Association Canadienne de Neurologie Pédiatrique
President/Président — Shashi Seshia
Secretary-Treasurer/ — William Logan
Secrétaire-Trésorier

The permanent secretariat for the 4 societies and the Canadian Congress of Neurological Sciences is at/
Le secrétariat des 4 associations et du Congrès Canadien des Sciences Neurologiques est situé en permanence à:
810, 906 - 12 Avenue S.W., Calgary, AB Canada T2R 1K7

The Canadian Journal of Neurological Sciences is published quarterly. The annual subscription rate is \$60 for members; \$70 for non-members in Canada; \$80 for USA and elsewhere. Residents, Interns, Pre- and Post-Doctoral Students \$30 per annum (members); \$40 per annum (non-members). Single copies \$18 each plus postage and handling. All manuscripts and communications should be sent to: Canadian Journal of Neurological Sciences, P.O. Box 4220, Station C, Calgary, AB Canada T2T 5N1. Courier to: 8th Floor, 906 - 12th Avenue S.W., Calgary, AB Canada T2R 1K7. Telephone (403) 229-9575.

COPYRIGHT© 1992 by THE CANADIAN JOURNAL OF NEUROLOGICAL SCIENCES INC. No part of this journal may be reproduced in any form without the prior permission of The Canadian Journal of Neurological Sciences. Mailed under Publications Mail registration number 3307. Postage paid at Calgary, Alberta. This journal is indexed by *Index Medicus*, *Excerpta Medica* and *Current Contents* — *Clinical Practice and Life Sciences*.

Le Journal Canadien des Sciences Neurologiques est publié trimestriellement. L'abonnement annuel est de 60 \$ pour les membres; 70 \$ pour les non-membres au Canada; 80 \$ pour les Etats Unis et ailleurs. Internes, résidents, fellows pré et post doctoral: 30 \$ par année (membres); 40 \$ par année (non-membres). Copie simple: 18 \$ plus affranchissement et manutention. Toutes les communications et les manuscrits doivent être adressés à Journal Canadien des Sciences Neurologiques, P.O. Box 4220, Station C, Calgary, AB Canada T2T 5N1. Par courrier: 8th Floor, 906 - 12th Avenue S.W., Calgary, AB Canada T2R 1K7. Téléphone (403) 229-9575.

DROITS D'AUTEUR© 1992: THE CANADIAN JOURNAL OF NEUROLOGICAL SCIENCES INC. Aucune partie de ce Journal ne peut être reproduite, sous quelque forme que ce soit, sans la l'autorisation du Journal Canadien des Sciences Neurologiques. Posté sous permis de poste-publications no 3307. Port payé à Calgary, Alberta. Le Journal est cité et indexé dans *Index Medicus*, *Excerpta Medica* et *Current Contents* — *Clinical Practice et Life Sciences*.

Advertising representative/Représentant de publicité Sally Gregg, Canadian Journal of Neurological Sciences
810, 906 - 12 Ave. S.W., Calgary, AB Canada T2R 1K7 — (403)-229-9575

Printer/Imprimeur McAra Printing Limited, 105, 2507 - 12th Street N.E., Calgary, Alberta T2E 7L5

ISSN 0317 - 1671

UN PRODUIT
DE LA
RECHERCHE
INNOVATRICE
HOECHST

Frisium[®] 10 mg

(clobazam)

ANTICONVULSIVANT COMME TRAITEMENT ADJUVANT

EFFICACITÉ

- **Frisium** est efficace contre tous les types de crises épileptiques, tant chez les enfants que chez les adultes.¹
- Avec **Frisium**, les patients réfractaires peuvent atteindre une maîtrise complète dans jusqu'à 30 % des cas, et cela compte tenu du type de crises.¹

INNOCUITÉ

- Les effets secondaires sont généralement bénins et passagers.²
- Sur le plan clinique, les interactions médicamenteuses significatives sont rares.
- L'altération de la vigilance est moins prononcée avec **Frisium** qu'avec les autres benzodiazépines.*

POSOLOGIE

- Une dose quotidienne allant jusqu'à 30 mg peut être prise en une seule fois au coucher.

DANS L'ÉPILEPSIE

ajoutez

Frisium[®] 10 mg

(clobazam)

POUR MAÎTRISER LES CRISES

CCPP

* Voir la rubrique
Précautions dans
la monographie.



Hoechst et ®. Marques déposées Hoechst AG, Allemagne

Hoechst Canada Inc., Montréal H4R 1R6

Hoechst



SIBELIUM.* CHANGING THE FACE OF MIGRAINE PROPHYLAXIS.

Sibelium is changing the face of migraine prophylaxis by significantly reducing both the frequency and severity of attacks.^{1,2} Seventy percent of patients can expect a good to excellent response.¹ As well, up to 41% will be completely migraine-free.²

Sibelium represents a new class of calcium antagonist indicated for migraine prophylaxis. Because of its unique cerebral selectivity^{3,4}, Sibelium has not resulted in any reported effect on

heart rate, blood pressure or cardiac output.^{5,6} Consequently, it is well tolerated by most patients; its most common side effects seldom result in discontinuation of therapy.³ Further, Sibelium's convenient once daily dosage³ enhances patient compliance.

If your migraine patients are candidates for prophylaxis, consider the efficacy of Sibelium. Uniquely selective, generally well-tolerated migraine prophylaxis.

once-a-day
SIBELIUM
flunarizine

Pinpoint accuracy in migraine prophylaxis.

 **JANSSEN**
PHARMACEUTICA
Mississauga Ontario
*Trademark

PAAB
CCPP
MEMBER
PMAC

(v)

For brief prescribing information see page xxv

Botulinum toxin information

	Physicians that are injecting
	Reimbursement
	Training seminars
	Patient support groups
	Safety/efficacy profile

Call 1-800-44-BOTOX

This number provides you with the latest information on botulinum toxin and its use. Call today.



**Botulinum Toxin
Type A**

The first drug approved for the treatment of

Orthostatic Hypotension

NEW

**AMATINE***
midodrine HCl

Amatine is a potent and selective peripherally acting postsynaptic alpha adrenergic agonist to help manage primary neurogenic orthostatic hypotension.

Majority of patients experienced an increased functional capacity associated with enhanced quality of life.



**BOOTS
PHARMACEUTICALS LTD.**
5407 Eglinton Ave. West, Suite 208
Etobicoke, Ontario, Canada
M9C 5K6

PAAB

(vii)



BRINGING BACK CONTROL.

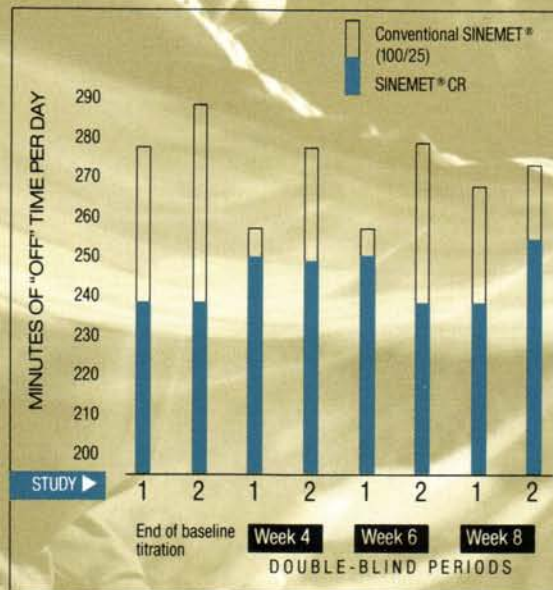


“A controlled-release
formulation of
levodopa/carbidopa

[SINEMET[®] CR 200/50] offers an
extended duration of dose-by-dose
action. This can result in significantly
improved control of Parkinsonism
(more “on” time)...”¹

Patients can experience greater control with steadier levodopa levels.

New SINEMET® CR reduces "off" time in most patients.



Comparison of "off" times with conventional SINEMET* and SINEMET* CR. Results of 2 multiclinic studies² (adapted).



SINEMET® CR can provide relief of symptoms for all stages of Parkinson's disease.¹

Helps attenuate "on-off" phenomenon.

Improves hours "on" and reduces "off" periods in most patients.¹

Less variation in plasma levodopa levels and the peak plasma level is 60% lower than with conventional SINEMET*.³

Helps prevent motor fluctuations.¹

Less frequent dosing.

DUPONT
PHARMA

CONTROLLED-RELEASE
Sinemet® CR

(levodopa/carbidopa) For the treatment of Parkinson's disease.

Before prescribing, please see product monograph, available on request.

* Trademark of Merck & Co., Inc./Merck Frost Canada Inc. and Du Pont Merck Pharma, R.U.

P A A B 12-92-SCR-92-CDN-0021-JA



**The first se
migraine thera**

Imitrex® is a breakthrough in migraine therapy. It's the first selective 5-HT₁-like receptor agonist, acting specifically at those sites for migraine.³⁻⁵

As a result, Imitrex® offers acute

lective acute py since 2500 BC.

migraine therapy so precise, with such a high degree of tolerability, that you can prescribe it with confidence for the immediate relief of migraine attacks.³⁻⁷

Its efficacy is impressive.^{6,7}

Its tolerability, well demonstrated.⁵⁻⁷

Imitrex®. Its success will make migraine history for your patients.

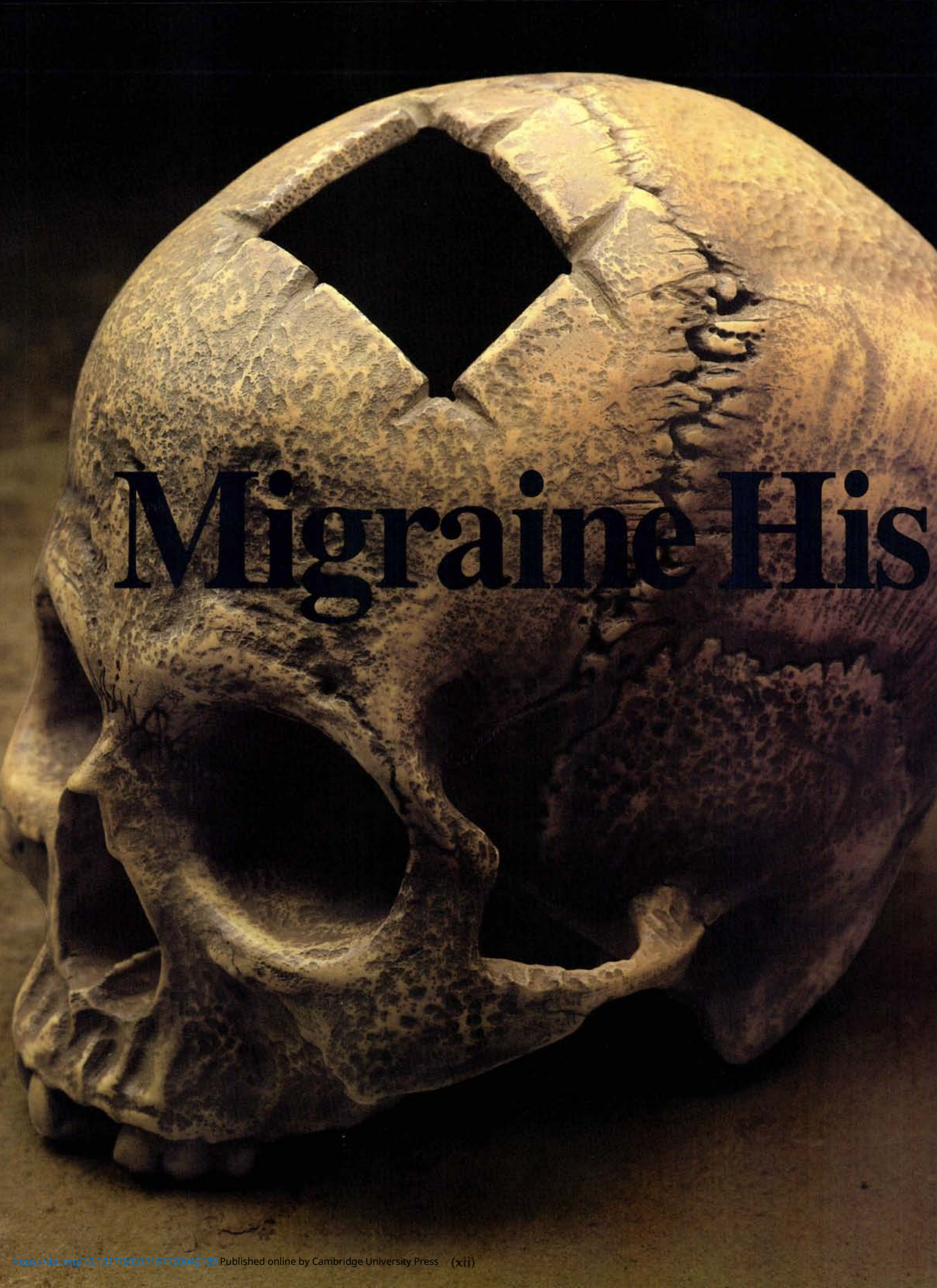


 **IMITREX®**
SUMATRIPTAN SUCCINATE
MAKING MIGRAINE HISTORY

Glaxo
Glaxo Canada Inc.

PAAB
CCPP

© Registered Trademark, Glaxo Group Companies, Glaxo Canada Inc., R.U.



Migraine His

Imitrex® demonstrates efficacy rates of historic importance: 83% with subcutaneous injection.⁷ 75% with oral tablets.⁶

In addition, patients enjoy a proven tolerability profile.⁶⁻⁹ Most side effects are mild, self-limiting and of short duration.⁵⁻⁷

Imitrex.[®] Migraine History Advanced.

The "Imitrex® System" offers patients two convenient dosing options for treating all of their migraine attacks, regardless of symptoms or severity.

Imitrex® 6 mg s.c. injection with autoinjector and 100 mg tablets.

Both dosage forms deliver.

With selective action.⁴ And a high degree of tolerability and efficacy.⁵⁻⁷

Imitrex®. A real advance in migraine history.



 **IMITREX[®]**
SUMATRIPTAN SUCCINATE
MAKING MIGRAINE HISTORY

Glaxo
Glaxo Canada Inc.

PAAB
CCPP

© Registered Trademark, Glaxo Group Companies, Glaxo Canada Inc., R.U.

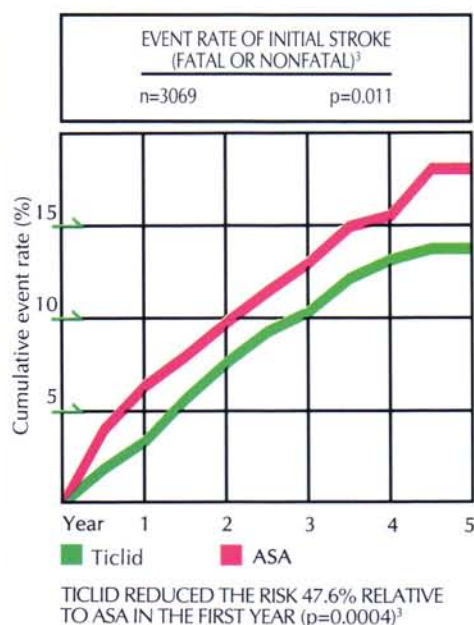
For brief prescribing information see page xi

Two landmark studies establish the superiority of ticlopidine in lowering the risk of stroke.

The first agent proven more effective than ASA in preventing initial stroke.

■ Ticlid (ticlopidine HCl) is a unique antiplatelet therapy that inhibits ADP-induced platelet-fibrinogen binding. Unlike ASA, Ticlid does not inhibit prostacyclin, thromboxane or prostaglandins.¹

In the Ticlopidine Aspirin Stroke Study (TASS) involving 3,069 TIA and minor stroke patients, Ticlid was shown to reduce the risk of initial stroke by a considerable margin compared with ASA.²



“The benefit of ticlopidine was apparent early in the first year and persisted for the entire five years of follow-up.”

Ticlopidine Aspirin Stroke Study (TASS)
New England Journal of Medicine 1989

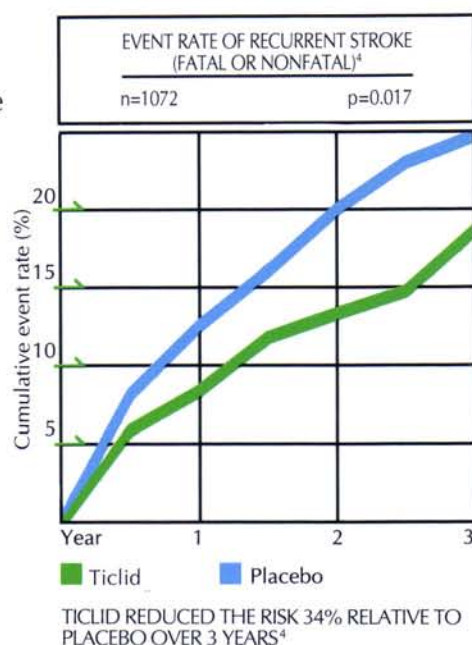
Proven effective in preventing recurrent stroke.

■ In the placebo-controlled Canadian American Ticlopidine Study (CATS), 1,072 patients who had experienced a recent thromboembolic stroke were treated and observed for up to 3 years.

Over the course of the study, Ticlid was shown to reduce the risk of non-cardiogenic stroke by 34%.⁴

“...the efficacy of ticlopidine was consistent and significant for both men and women.”

Canadian American Ticlopidine Study (CATS)
The Lancet 1989



Proven safety profile

■ The most common side effects were generally mild, transient and occurred early in therapy.¹ Often they were resolved by a temporary dose reduction.²

In clinical trials, there was a reported 2.4% incidence of neutropenia (0.8% severe). Upon immediate discontinuation of therapy, the neutrophil count returned to normal within 1 - 3 weeks.¹

To manage the risk of neutropenia, regular WBC monitoring is required every 2 weeks for the first 3 months of therapy.¹

ark studies r efficacy of Ticlidid in risk of stroke.



“...the benefits of ticlopidine clearly outweigh the associated risks.”

Canadian American Ticlopidine Study (CATS)
The Lancet 1989

Ticlidid[®]

The risk of stroke has never
been lower.

TICLID IS INDICATED FOR PATIENTS WHO HAVE EXPERIENCED ANY OF THE FOLLOWING EVENTS:¹

Transient Ischemic Attack (TIA)

Transient Monocular Blindness (TMB)

Reversible Ischemic Neurological Deficit (RIND)

Minor stroke (minimal deficit, >80% recovery)

Complete thromboembolic stroke

Blood monitoring is required every 2 weeks for the first 3 months of Ticlidid therapy.

Dosage: 250 mg BID with meals

For information on this unique stroke prevention therapy, call the Ticlidid Information Hotline 1-800-263-8918.

 SYNTEX[®]

For brief prescribing information see page xxii



VALPROATE: THE GROWTH OF EXPERIENCE IN PRIMARY GENERALIZED EPILEPSY

For years, valproate has been regarded as an excellent choice for the control of absence seizures.^{1,2}

In addition to its proven efficacy in simple and complex absence seizures,^{2,3} valproate has been shown to be as effective as previous standards in controlling primary generalized seizures with tonic-clonic manifestations.⁴ Epival* tablets have a special enteric-coating designed to reduce GI upset⁵ and are bioequivalent to Depakene*.⁶

Compared to most antiepileptics, Epival has been shown to have minimal effects on behaviour and cognition⁷ and relatively less interactions with commonly-prescribed medications.^{8,9}

Today's consensus favours monotherapy wherever possible. And no other single agent can provide this spectrum of efficacy in the management of primary generalized seizures.¹



Epival*
divalproex sodium

HELPING TO MEET TODAY'S THERAPEUTIC GOALS

 PHARMACEUTICAL PRODUCTS DIVISION
ABBOTT LABORATORIES, LIMITED
MONTREAL, CANADA

*TM © Abbott Laboratories, Limited



For brief prescribing information see page xxii