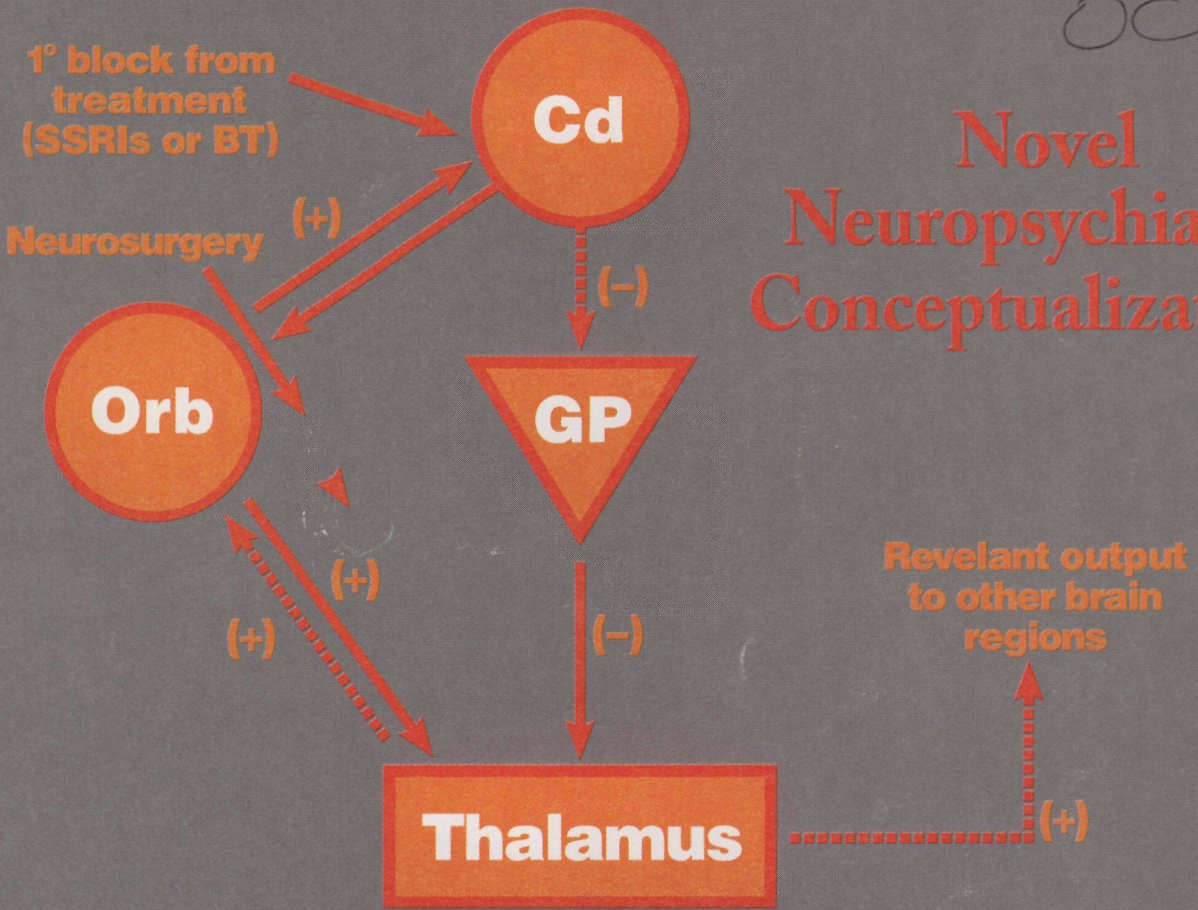


# CNS SPECTRUMS

The International Journal of Neuropsychiatric Medicine

OCD



## Novel Neuropsychiatric Conceptualizations

**The Neurology of Obsessive-Compulsive Disorder** *N. Hymas*

**Sensory-Motor Aspects of Obsessive-Compulsive Disorder** *K. P. Stevens*

**Neural Correlates of Factor-Analyzed OCD Symptom Dimensions: A PET Study** *S. L. Rauch*

**Cerebral Mechanisms in Obsessive-Compulsive Disorder** *J. C. Goldar*

**Reconceptualization of Behavior Therapy for Obsessive-Compulsive Disorder from a Learning and Neurochemical Perspective** *F. Neziroglu*

**The Unified Theory of Obsessive-Compulsive Disorder** *J. A. Yaryura-Tobias*

**Photo Essay** These neuropsychiatric conceptualizations reference historical and current notions regarding the association between classic organic brain concepts such as those in encephalitis, Sydenham's chorea, Parkinson's disease, and obsessive-compulsive disorder. **Articles Inside.**

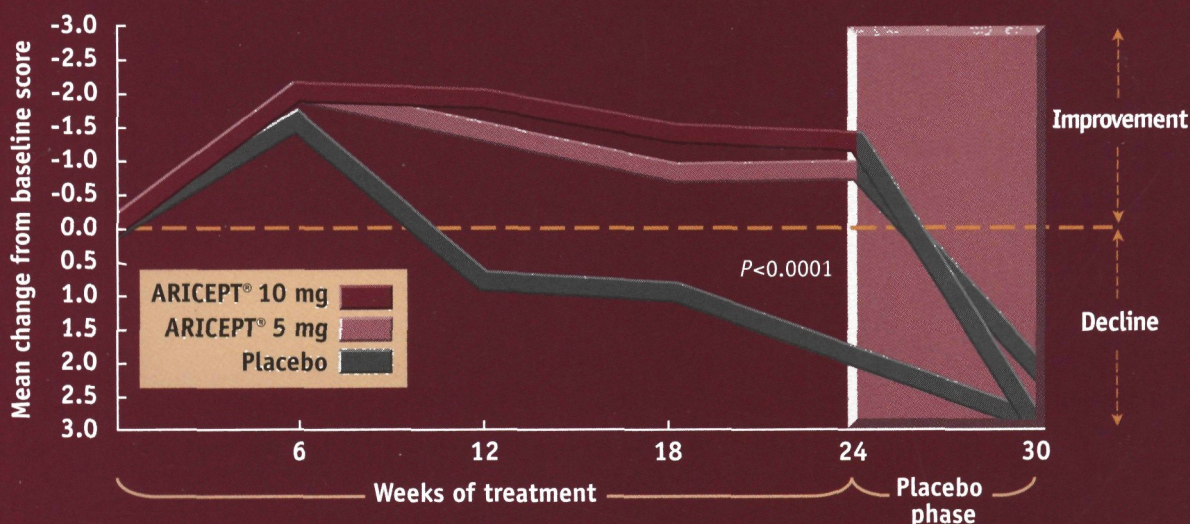
**CME** Mount Sinai **3**



# Once-a-day ARICEPT® (donepezil HCl)– First-line therapy for mild to moderate Alzheimer’s disease

## PROVEN EFFECTIVE IN ENHANCING COGNITIVE FUNCTION

Effect on cognitive function over 24 weeks of active treatment and 6 weeks of placebo as measured by ADAS-cog<sup>1\*</sup>



\*Alzheimer’s Disease Assessment Scale, cognitive subscale (ADAS-cog) is a 70-point, clinically validated psychometric scale for measuring cognitive function in patients with Alzheimer’s disease. In one controlled clinical trial of 30 weeks’ duration in 473 patients, 154 patients were randomly assigned to receive daily doses of 5 mg. One hundred fifty-seven patients were randomly assigned to receive daily doses of 10 mg. One hundred sixty-two patients were randomized to placebo. The 30-week trial was divided into a 24-week double-blind active treatment phase followed by a 6-week single-blind placebo washout period.

- Significant benefits observed in 24-week study in both 5 mg/day and 10 mg/day ARICEPT® groups
- Placebo washout demonstrates that beneficial effects of ARICEPT® abate following discontinuation

Please see brief summary of prescribing information on the last page of this advertisement.

Reference: I. Rogers SL, Farlow MR, Doody RS, et al. A 24-week, double-blind, placebo-controlled trial of donepezil in patients with Alzheimer’s disease. *Neurology*. 1998;50:136-145.

ARICEPT® is a registered trademark of Eisai Co., Ltd.



## EXPERIENCE & CONVENIENCE

- Over 250,000 prescriptions written to date
- Once-daily administration, with or without food
- Some patients might derive additional benefit from escalation to 10-mg daily after 4 to 6 weeks of 5-mg once-daily therapy

## SAFETY & TOLERABILITY

- No liver function testing required
- No significant drug-drug interactions observed in clinical trials with the following commonly prescribed medications: cimetidine, digoxin, theophylline, and warfarin
- The most common adverse events leading to discontinuation in clinical trials with ARICEPT<sup>®</sup> were nausea, diarrhea, and vomiting
- Clinical studies of ARICEPT<sup>®</sup> have shown no increase, relative to placebo, in the incidence of either peptic ulcer disease or gastrointestinal bleeding. Nevertheless, cholinesterase inhibitors may be expected to increase gastric acid secretion. Therefore, patients (especially those at increased risk for developing ulcers—eg, history of ulcer disease, receiving concurrent nonsteroidal anti-inflammatory drugs) should be monitored closely for gastrointestinal bleeding
- In clinical trials, syncopal episodes have been reported in association with the use of ARICEPT<sup>®</sup> (2% vs 1% for placebo)



ONCE-A-DAY  
**ARICEPT**<sup>®</sup>  
(donepezil HCl)  
5-MG AND 10-MG TABLETS

**THERAPY TO REMEMBER**<sup>™</sup>



# ONCE-A-DAY ARICEPT® (donepezil HCl) THERAPY TO REMEMBER™

5-MG AND 10-MG TABLETS

## ARICEPT® (Donepezil Hydrochloride Tablets)

**Brief Summary**—see package insert for full prescribing information. **INDICATIONS AND USAGE** ARICEPT® is indicated for the treatment of mild to moderate dementia of the Alzheimer's type. **CONTRAINDICATIONS** ARICEPT® is contraindicated in patients with known hypersensitivity to donepezil hydrochloride or to piperidine derivatives. **WARNINGS Anesthesia:** ARICEPT®, as a cholinesterase inhibitor, is likely to exaggerate succinylcholine-type muscle relaxation during anesthesia. **Cardiovascular Conditions:** Because of their pharmacological action, cholinesterase inhibitors may have vagotonic effects on heart rate (eg, bradycardia). The potential for this action may be particularly important to patients with "sick sinus syndrome" or other supraventricular cardiac conduction conditions. Syncope episodes have been reported in association with the use of ARICEPT®. **Gastrointestinal Conditions:** Through their primary action, cholinesterase inhibitors may be expected to increase gastric acid secretion due to increased cholinergic activity. Therefore, patients should be monitored closely for symptoms of active or occult gastrointestinal bleeding, especially those at increased risk for developing ulcers, eg, those with a history of ulcer disease or those receiving concurrent nonsteroidal anti-inflammatory drugs (NSAIDs). Clinical studies of ARICEPT® have shown no increase, relative to placebo, in the incidence of either peptic ulcer disease or gastrointestinal bleeding. ARICEPT®, as a predictable consequence of its pharmacological properties, has been shown to produce diarrhea, nausea, and vomiting. These effects, when they occur, appear more frequently with the 10 mg/day dose than with the 5 mg/day dose. In most cases, these effects have been mild and transient, sometimes lasting one to three weeks, and have resolved during continued use of ARICEPT®. **Genitourinary:** Although not observed in clinical trials of ARICEPT®, cholinomimetics may cause bladder outflow obstruction. **Neurological Conditions:** Seizures: Cholinomimetics are believed to have some potential to cause generalized convulsions. However, seizure activity also may be a manifestation of Alzheimer's Disease. **Pulmonary Conditions:** Because of their cholinomimetic actions, cholinesterase inhibitors should be prescribed with care to patients with a history of asthma or obstructive pulmonary disease. **PRECAUTIONS Drug-Drug Interactions Drugs Highly Bound to Plasma Proteins:** Drug displacement studies have been performed *in vitro* between this highly bound drug (96%) and other drugs such as furosemide, digoxin, and warfarin. ARICEPT® at concentrations of 0.3-10 µg/mL did not affect the binding of furosemide (5 µg/mL), digoxin (2 ng/mL), and warfarin (3 µg/mL) to human albumin. Similarly, the binding of ARICEPT® to human albumin was not affected by furosemide, digoxin and warfarin. **Effect of ARICEPT® on the Metabolism of Other Drugs:** No *in vivo* clinical trials have investigated the effect of ARICEPT® on the clearance of drugs metabolized by CYP 3A4 (eg, cisapride, terfenadine) or by CYP 2D6 (eg, imipramine). However, *in vitro* studies show a low rate of binding to these enzymes (mean *K<sub>i</sub>* about 50-130 µM), that given the therapeutic plasma concentrations of donepezil (164 nM), indicates little likelihood of interference. Whether ARICEPT® has any potential for enzyme induction is not known. Formal pharmacokinetic studies evaluated the potential of ARICEPT® for interaction with theophylline, cimetidine, warfarin and digoxin. No significant effects on the pharmacokinetics of these drugs were observed. **Effect of Other Drugs on the Metabolism of ARICEPT®:** Ketoconazole and quinidine, inhibitors of CYP450, 3A4 and 2D6, respectively, inhibit donepezil metabolism *in vitro*. Whether there is a clinical effect of these inhibitors is not known. Inducers of CYP 2D6 and CYP 3A4 (eg, phenytoin, carbamazepine, dexamethasone, rifampin, and phenobarbital) could increase the rate of elimination of ARICEPT®. Formal pharmacokinetic studies demonstrated that the metabolism of ARICEPT® is not significantly affected by concurrent administration of digoxin or cimetidine. **Use with Anticholinergics:** Because of their mechanism of action, cholinesterase inhibitors have the potential to interfere with the activity of anticholinergic medications. **Use with Cholinomimetics and Other Cholinesterase Inhibitors:** A synergistic effect may be expected when cholinesterase inhibitors are given concurrently with succinylcholine, similar neuromuscular blocking agents or cholinergic agonists such as bethanechol. **Carcinogenesis, Mutagenesis, Impairment of Fertility** Carcinogenicity studies of donepezil have not been completed. Donepezil was not mutagenic in the Ames reverse mutation assay in bacteria. In the chromosome aberration test in cultures of Chinese hamster lung (CHL) cells, some clastogenic effects were observed. Donepezil was not clastogenic in the *in vivo* mouse micronucleus test. Donepezil had no effect on fertility in rats at doses up to 10 mg/kg/day (approximately 8 times the maximum recommended human dose on a mg/m<sup>2</sup> basis). **Pregnancy** **Pregnancy Category C.** Teratology studies conducted in pregnant rats at doses up to 16 mg/kg/day (approximately 13 times the maximum recommended human dose on a mg/m<sup>2</sup> basis) and in pregnant rabbits at doses up to 10 mg/kg/day (approximately 16 times the maximum recommended human dose on a mg/m<sup>2</sup> basis) did not disclose any evidence for a teratogenic potential of donepezil. However, in a study in which pregnant rats were given up to 10 mg/kg/day (approximately 8 times the maximum recommended human dose on a mg/m<sup>2</sup> basis) from day 17 of gestation through day 20 postpartum, there was a slight increase in still births and a slight decrease in pup survival through day 4 postpartum at this dose; the next lower dose tested was 3 mg/kg/day. There are no adequate or well-controlled studies in pregnant women. ARICEPT® should be used during pregnancy only if the potential benefit justifies the potential risk to the fetus. **Nursing Mothers** It is not known whether donepezil is excreted in human breast milk. ARICEPT® has no indication for use in nursing mothers. **Pediatric Use** There are no adequate and well-controlled trials to document the safety and efficacy of ARICEPT® in any illness occurring in children. **ADVERSE REACTIONS** Adverse Events Leading to Discontinuation The rates of discontinuation from controlled clinical trials of ARICEPT® due to adverse events for the ARICEPT® 5 mg/day treatment groups were comparable to those of placebo-treatment groups at approximately 5%. The rate of discontinuation of patients who received 7-day escalations from 5 mg/day to 10 mg/day, was higher at 13%. The most common adverse events leading to discontinuation, defined as those occurring in at least 2% of patients and at twice the incidence seen in placebo patients were nausea (1% [5 mg] and 3% [10 mg] vs 1%

**Table 2. Adverse Events Reported in Controlled Clinical Trials in at Least 2% of Patients Receiving ARICEPT® and at a Higher Frequency Than Placebo-treated Patients**

Body System/Adverse Event	Placebo (n=355)	ARICEPT® (n=747)
<b>Percent of Patients With Any Adverse Event</b>	72	74
<b>Body as a Whole</b>		
Headache	9	10
Pain, Various Locations	8	9
Accident	6	7
Fatigue	3	5
<b>Cardiovascular System</b>		
Syncope	1	2
<b>Digestive System</b>		
Nausea	6	11
Diarrhea	5	10
Vomiting	3	5
Anorexia	2	4
<b>Hemic and Lymphatic System</b>		
Echymosis	3	4
<b>Metabolic and Nutritional Systems</b>		
Weight Decrease	1	3
<b>Musculoskeletal System</b>		
Muscle Cramps	2	6
Arthritis	1	2
<b>Nervous System</b>		
Insomnia	6	9
Dizziness	6	8
Depression	<1	3
Abnormal Dreams	0	3
Somnolence	<1	2
<b>Urogenital System</b>		
Frequent Urination	1	2

**Observed During Clinical Trials** ARICEPT® has been administered to over 1700 individuals during clinical trials worldwide. Approximately 1200 of these patients have been treated for at least 3 months and more than 1000 patients have been treated for at least 6 months. Controlled and uncontrolled trials in the United States included approximately 900 patients. In regards to the highest dose of 10 mg/day, this population includes 650 patients treated for 3 months, 475 patients treated for 6 months and 116 patients treated for over 1 year. The range of patient exposure is from 1 to 1214 days. **Treatment emergent signs and symptoms that occurred during 3 controlled clinical trials and two open-label trials in the United States were recorded as adverse events by the clinical investigators using terminology of their own choosing.** To provide an overall estimate of the proportion of individuals having similar types of events, the events were grouped into a smaller number of standardized categories using a modified COSTART dictionary and event frequencies were calculated across all studies. These categories are used in the listing below. The frequencies represent the proportion of 900 patients from these trials who experienced that event while receiving ARICEPT®. All adverse events occurring at least twice are included, except for those already listed in Tables 1 or 2. COSTART terms too general to be informative, or events less likely to be drug caused. Events are classified by body system and listed using the following definitions: **frequent adverse events**—those occurring in at least 1/100 patients; **infrequent adverse events**—those occurring in 1/100 to 1/1000 patients. These adverse events are not necessarily related to ARICEPT® treatment and in most cases were observed at a similar frequency in placebo-treated patients in the controlled studies. No important additional adverse events were seen in studies conducted outside the United States. **Body as a Whole:** *Frequent:* influenza, chest pain, toothache; *Infrequent:* fever, edema face, periorbital edema, hernia hiatal, abscess, cellulitis, chills, generalized coldness, head fullness, listlessness. **Cardiovascular System:** *Frequent:* hypertension, vasodilation, atrial fibrillation, hot flashes, hypotension; *Infrequent:* angina pectoris, postural hypotension, myocardial infarction, AV block (first degree), congestive heart failure, arteritis, bradycardia, peripheral vascular disease, supraventricular tachycardia, deep vein thrombosis. **Digestive System:** *Frequent:* fecal incontinence, gastrointestinal bleeding, bloating, epigastric pain; *Infrequent:* eructation, gingivitis, increased appetite, flatulence, periorbital abscess, cholelithiasis, diverticulitis, drooling, dry mouth, fever sore, gastritis, irritable colon, tongue edema, epigastric distress, gastroenteritis, increased transaminases, hemorrhoids, ileus, increased thirst, jaundice, melena, polydipsia, duodenal ulcer, stomach ulcer. **Endocrine System:** *Infrequent:* diabetes mellitus, goiter. **Hemic and Lymphatic System: *Infrequent:* anemia, thrombocytopenia, thrombocytopenia, eosinophilia, erythrocytopenia. **Metabolic and Nutritional Disorders:** *Frequent:* dehydration; *Infrequent:* gout, hypokalemia, increased creatine kinase, hyperglycemia, weight increase, increased lactate dehydrogenase. **Musculoskeletal System:** *Frequent:* bone fracture; *Infrequent:* muscle weakness, muscle fasciculation. **Nervous System:** *Frequent:* delusions, tremor, irritability, paresthesia, aggression, vertigo, ataxia, increased libido, restlessness, abnormal crying, nervousness, aphasia; *Infrequent:* cerebrovascular accident, intracranial hemorrhage, transient ischemic attack, emotional lability, neuralgia, coldness (localized), muscle spasm, dysphoria, gait abnormality, hypertonia, hypokinesia, neurodermatitis, numbness (localized), parosmia, dysarthria, dysphasia, hostility, decreased libido, melancholia, emotional withdrawal, nystagmus, pacing. **Respiratory System:** *Frequent:* dyspnea, sore throat, bronchitis; *Infrequent:* epistaxis, postnasal drip, pneumonia, hyperventilation, pulmonary congestion, wheezing, hypoxia, pharyngitis, pleurisy, pulmonary collapse, sleep apnea, snoring. **Skin and Appendages:** *Frequent:* pruritus; diaphoresis, urticaria; *Infrequent:* dermatitis, erythema, skin discoloration, hyperkeratosis, alopecia, fungal dermatitis, herpes zoster, hirsutism, skin striae, night sweats, skin ulcer. **Special Senses:** *Frequent:* cataract, eye irritation, vision blurring; *Infrequent:* dry eyes, glaucoma, earache, tinnitus, blepharitis, decreased hearing, retinal hemorrhage, otitis externa, otitis media, bad taste, conjunctival hemorrhage, ear buzzing, motion sickness, spots before eyes. **Urogenital System:** *Frequent:* urinary incontinence, nocturia; *Infrequent:* dysuria, hematuria, urinary urgency, metrorrhagia, cystitis, enuresis, prostate hypertrophy, pyelonephritis, inability to empty bladder, breast fibroadenosis, fibrocystic breast, mastitis, pyuria, renal failure, vaginitis. **Postintroduction Reports** Voluntary reports of adverse events temporally associated with ARICEPT® that have been received since market introduction that are not listed above, and that may have no causal relationship with the drug include the following: abdominal pain, agitation, cholecystitis, confusion, convulsions, hallucinations, pancreatitis, and rash. **OVERDOSAGE** Because strategies for the management of overdose are continually evolving, it is advisable to contact a Poison Control Center to determine the latest recommendations for the management of an overdose of any drug. As in any case of overdose, general supportive measures should be utilized. Overdosage with cholinesterase inhibitors can result in cholinergic crisis characterized by severe nausea, vomiting, salivation, sweating, bradycardia, hypotension, respiratory depression, collapse and convulsions. Increasing muscle weakness is a possibility and may result in death if respiratory muscles are involved. Tertiary anticholinergics such as atropine may be used as an antidote for ARICEPT® overdose. Intravenous atropine sulfate titrated to effect is recommended: an initial dose of 1.0 to 2.0 mg IV with subsequent doses based upon clinical response. Atypical responses in blood pressure and heart rate have been reported with other cholinomimetics when co-administered with quaternary anticholinergics such as glycopyrrolate. It is not known whether ARICEPT® and/or its metabolites can be removed by dialysis (hemodialysis, peritoneal dialysis, or hemofiltration). Dose-related signs of toxicity in animals included reduced spontaneous movement, prone position, staggering gait, lacrimation, clonic convulsions, depressed respiration, salivation, miosis, tremors, fasciculation and lower body surface temperature. **DOSE AND ADMINISTRATION** The dosages of ARICEPT® shown to be effective in controlled clinical trials are 5 mg and 10 mg administered once per day. Controlled clinical trials indicate that the 10 mg dose, with a one week titration, is likely to be associated with a higher incidence of cholinergic adverse events than the 5 mg dose. Because steady state is not achieved for 15 days and because the incidence of such effects may be influenced by the rate of dose escalation, treatment with a dose of 10 mg should not be contemplated until patients have been on a daily dose of 5 mg for 4 to 6 weeks. Whether or not to employ a dose of 10 mg is a matter of prescriber and patient preference. ARICEPT® should be taken in the evening, just prior to retiring, and may be taken with or without food.**

Revised December, 1997.

**Table 1. Comparison of Rates of Adverse Events in Patients Titrated to 10 mg/day Over 1 and 6 Weeks**

Adverse Event	No titration		One-week titration	Six-week titration
	Placebo (n=315)	5 mg/day (n=311)	10 mg/day (n=315)	10 mg/day (n=269)
Nausea	6%	5%	19%	6%
Diarrhea	5%	8%	15%	9%
Insomnia	6%	6%	14%	6%
Fatigue	3%	4%	8%	3%
Vomiting	3%	3%	8%	5%
Muscle Cramps	2%	6%	8%	3%
Anorexia	2%	3%	7%	3%

[placebo], diarrhea (<1% [5 mg] and 3% [10 mg] vs 0% [placebo]), and vomiting (<1% [5 mg] and 2% [10 mg] vs <1% [placebo]). **Most Frequent Adverse Clinical Events Seen in Association with the Use of ARICEPT®** The most common adverse events, defined as those occurring at a frequency of at least 5% in patients receiving 10 mg/day and twice the placebo rate, are largely predicted by ARICEPT®'s cholinomimetic effects. These include nausea, diarrhea, insomnia, vomiting, muscle cramp, fatigue, and anorexia. These adverse events were often of mild intensity and transient, resolving during continued ARICEPT® treatment without the need for dose modification. There is evidence to suggest that the frequency of these common adverse events may be affected by the rate of titration. An open-label study was conducted with 269 patients who received placebo in the 15- and 30-week studies. These patients were titrated to a dose of 10 mg/day over a 6-week period. The rates of common adverse events were lower than those seen in patients titrated to 10 mg/day over one week in the controlled clinical trials and were comparable to those seen in patients on 5 mg/day. See Table 1 for a comparison of the most common adverse events following one week and six week titration regimens. **Adverse Events Reported in Controlled Trials** The events cited reflect experience gained under closely monitored conditions of clinical trials in a highly selected patient population. In actual clinical practice or in other clinical trials, these frequency estimates may not apply, as the conditions of use, reporting behavior, and the kinds of patients treated may differ. Table 2 lists treatment emergent signs and symptoms that were reported in at least 2% of patients in placebo-controlled trials who received ARICEPT® and for which the rate of occurrence was greater for ARICEPT® assigned than placebo assigned patients. In general, adverse events occurred more frequently in female patients and with advancing age. **Other Adverse Events**



# CNS SPECTRUMS

The International Journal of Neuropsychiatric Medicine

## **EDITOR**

**Eric Hollander, MD**  
Mount Sinai School of Medicine  
New York, NY

## **INTERNATIONAL EDITOR**

**Joseph Zohar, MD**  
Chaim Sheba Medical Center  
Tel Aviv, Israel

## **ASSOCIATE INTERNATIONAL EDITOR**

**Donatella Marazziti, MD**  
University of Pisa  
Pisa, Italy

## **EDITORIAL DIRECTOR**

**James La Rossa Jr.**

## **BOARD OF ADVISORS**

**Margaret Altemus, MD**  
Cornell University Medical Center  
New York, NY

**Mitchell F. Brin, MD**  
Mount Sinai School of Medicine  
New York, NY

**John Caronna, MD**  
New York Hospital-Cornell  
Medical Center, New York, NY

**Dennis S. Charney, MD**  
Yale University  
New Haven, CT

**Emil F. Coccaro, MD**  
MCP at EPPI  
Philadelphia, PA

**Jeffrey L. Cummings, MD**  
University of California  
Los Angeles, CA

**Dwight L. Evans, MD**  
University of Pennsylvania  
Philadelphia, PA

**Mark George, MD**  
Medical University of South Carolina  
Charleston, SC

**Jack Gorman, MD**  
College of Physicians and  
Surgeons, Columbia University  
New York, NY

**Steven Hyman, MD**  
National Institute of Mental Health  
Bethesda, MD

**Thomas R. Insel, MD**  
Yerkes Primate Labs  
Emory University School of Medicine  
Atlanta, GA

**Michael A. Jenike, MD**  
Massachusetts General Hospital  
Charlestown, MA

**Lorin M. Koran, MD**  
Stanford University Medical School  
Stanford, CA

**James Leckman, MD**  
Yale University  
New Haven, CT

**Herbert Y. Meltzer, MD**  
Vanderbilt University Medical Center  
Nashville, TN

**Stuart A. Montgomery, MD**  
St. Mary's Hospital Medical School  
London, United Kingdom

**Dennis L. Murphy, MD**  
National Institute of Mental Health  
Bethesda, MD

**Charles B. Nemeroff, MD, PhD**  
Emory University School of Medicine  
Atlanta, GA

**Katharine Phillips, MD**  
Brown University  
Providence, RI

**Harold A. Pincus, MD**  
American Psychiatric Association  
Washington, DC

**Stanley I. Rapoport, MD**  
National Institute of Mental Health  
Bethesda, MD

**Alan Schatzberg, MD**  
Stanford University Medical School  
Stanford, CA

**Dan J. Stein, MB**  
University of Stellenbosch  
Tygerberg, South Africa

**Norman Sussman, MD**  
New York University Medical School  
New York, NY

**Michael R. Trimble, MD**  
National Hospital for Neurology  
and Neurosurgery  
London, United Kingdom

**H.M. van Praag, MD**  
University of Maastricht  
Maastricht, The Netherlands

**Herman G.M. Westenberg, MD**  
University Hospital Utrecht  
Utrecht, The Netherlands

**Richard Wyatt, MD**  
National Institute of Mental Health  
Bethesda, MD

**Stuart Yudofsky, MD**  
Baylor College of Medicine  
Houston, TX

## **MBL COMMUNICATIONS**

### **CEO & PUBLISHER**

**James La Rossa Jr.**

### **PRESIDENT & ASSOCIATE PUBLISHER**

**Darren L. Brodeur**

### **MANAGING EDITOR**

**Linda Thrasybule**

### **ASSOCIATE EDITOR**

**Claire R. Roberts**

### **PUBLISHING ASSOCIATES**

**David A. Kirschenbaum**  
**Genevieve Romano**

### **COPY EDITORS**

**Lauren A. Cerruto**  
**Michelle Cervone, MD**  
**Jonathan Lee**

### **EDITORIAL ASSISTANT**

**Karen J. Jaffe**

### **ADMINISTRATIVE ASSISTANT**

**Leelawatee Ramadhin**

### **ART DIRECTOR**

**Anthony J. Korsak**

### **CONTROLLER**

**Deborah P. Gomez**

### **CORPORATION COUNSEL**

**Kevin F. Saer, Esq.**  
**Lankenau Kovner & Kurtz**

### **OF COUNSEL**

**Susan G. La Rossa, Esq.**  
**Putney, Twombly, Hall &  
Hirson**





Introducing

**Carbatrol<sup>®</sup>**  
carbamazepine extended-release capsules

*Well-known seizure control  
in a whole new way*

Caution: Federal law prohibits dispensing without a prescription.  
Please see brief summary of prescribing information on the page following this advertisement.



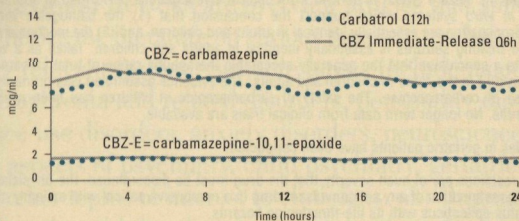
## Compliance may be made easy through a simplified and individualized therapy for adults and children.

- With the convenience of BID dosing, therapy is made easy with administration options.<sup>1</sup> Patients can choose to:
  - Swallow capsules whole, or open capsules and sprinkle entire contents on food.<sup>2</sup>
  - Take Carbatrol with or without food, as the extent of absorption is not affected.<sup>2</sup>

## Carbatrol ensures smooth, continuous 12-hour control.

- Carbatrol delivers carbamazepine through a unique, multi-component formulation—three different timed-release beads for continuous 12-hour control.<sup>2</sup>
- Immediate-release, extended-release, and enteric-release beads deliver smooth, steady-state plasma levels.<sup>3</sup>
- Steady-state concentrations are comparable to immediate-release carbamazepine (Tegretol®)<sup>3</sup>—but with less frequent dosing, which may further enhance compliance.<sup>1</sup>

Steady-state plasma levels of Carbatrol vs immediate-release carbamazepine (Tegretol)<sup>3</sup>



In this randomized, double-blind, two-way crossover study, Carbatrol Q12h maintained steady-state plasma levels comparable to immediate-release carbamazepine (Tegretol) Q6h at the same total daily mg dose. (n=24 adults with epilepsy.)

**Carbatrol is indicated as first-line monotherapy for partial seizures, generalized tonic-clonic seizures, and mixed seizure patterns. Absence seizures (petit mal) do not appear to be controlled by carbamazepine. Carbatrol is also indicated in the treatment of the pain associated with true trigeminal neuralgia.**

The most frequently observed adverse reactions, particularly during the initial phases of therapy, are dizziness, drowsiness, unsteadiness, nausea, and vomiting.

**Warning:** Aplastic anemia and agranulocytosis have been reported in association with the use of carbamazepine. Data from a population-based case-control study demonstrate that the risk of developing these reactions is 5-8 times greater than in the general population. However, the overall risk of these reactions in the untreated general population is low. Approximately six patients per one million population per year for agranulocytosis and two patients per one million population per year for aplastic anemia.

Although reports of transient or persistent decreased platelet or white blood cell counts are not uncommon in association with the use of carbamazepine, data are not available to estimate accurately their incidence or outcome. However, the vast majority of the cases of leukopenia have not progressed to the more serious conditions of aplastic anemia or agranulocytosis.

Complete pretreatment hematological testing should be obtained as a baseline. If a patient in the course of treatment exhibits low or decreased white blood cell or platelet counts, the patient should be monitored closely. Discontinuation of the drug should be considered if any evidence of significant bone marrow depression develops.



*"I hate swallowing pills."*



*"I don't want therapy to complicate my life."*



*"I need therapy that fits my routine."*

# Carbatrol®. Made easy. Made for me.

References: 1. Cramer JA, Mattson RH, Prevey ML, et al. How often is medication taken as prescribed? A novel assessment technique. *JAMA*. 1989;261:3273-3277. 2. Carbatrol Prescribing Information. 3. Garnett WR, Levy B, McLean AM, et al. Pharmacokinetic evaluation of twice-daily extended-release carbamazepine (CBZ) and four-times-daily immediate-release CBZ in patients with epilepsy. *Epilepsia*. 1998;39(3):274-279.

Carbatrol is a registered trademark. Tegretol is a registered trademark of Novartis Pharmaceuticals. © 1998 Shire Richwood Inc. 4/98 CAR-510 Printed in USA.

Shire Richwood Inc.

For more information, please call 1-800-536-7878.



# CARBATROL®

(carbamazepine extended-release capsules)

200 mg and 300 mg

## Brief summary of prescribing information

**WARNING**  
APLASTIC ANEMIA AND AGRANULOCYTOSIS HAVE BEEN REPORTED IN ASSOCIATION WITH THE USE OF CARBAMAZEPINE. DATA FROM A POPULATION-BASED CASE-CONTROL STUDY DEMONSTRATE THAT THE RISK OF DEVELOPING THESE REACTIONS IS 5-8 TIMES GREATER THAN IN THE GENERAL POPULATION. HOWEVER, THE OVERALL RISK OF THESE REACTIONS IN THE UNTREATED GENERAL POPULATION IS LOW. APPROXIMATELY SIX PATIENTS PER ONE MILLION POPULATION PER YEAR FOR AGRANULOCYTOSIS AND TWO PATIENTS PER ONE MILLION POPULATION PER YEAR FOR APLASTIC ANEMIA. ALTHOUGH REPORTS OF TRANSIENT OR PERSISTENT DECREASED PLATELET OR WHITE BLOOD CELL COUNTS ARE NOT UNCOMMON IN ASSOCIATION WITH THE USE OF CARBAMAZEPINE, DATA ARE NOT AVAILABLE TO ESTIMATE ACCURATELY THEIR INCIDENCE OR OUTCOME. HOWEVER, THE VAST MAJORITY OF THE CASES OF LEUKOPENIA HAVE NOT PROGRESSED TO THE MORE SERIOUS CONDITIONS OF APLASTIC ANEMIA OR AGRANULOCYTOSIS. BECAUSE OF THE VERY LOW INCIDENCE OF AGRANULOCYTOSIS AND APLASTIC ANEMIA, THE VAST MAJORITY OF MINOR HEMATOLOGIC CHANGES OBSERVED IN MONITORING OF PATIENTS ON CARBAMAZEPINE ARE UNLIKELY TO SIGNAL THE OCCURRENCE OF EITHER ABNORMALITY. NONETHELESS, COMPLETE PRETREATMENT HEMATOLOGIC TESTING SHOULD BE OBTAINED AS A BASELINE. IF A PATIENT IN THE COURSE OF TREATMENT EXHIBITS LOW OR DECREASED WHITE BLOOD CELL OR PLATELET COUNTS, THE PATIENT SHOULD BE MONITORED CLOSELY. DISCONTINUATION OF THE DRUG SHOULD BE CONSIDERED IF ANY EVIDENCE OF SIGNIFICANT BONE MARROW DEPRESSION DEVELOPS.

Before prescribing Carbatrol, the physician should be thoroughly familiar with the details of the full prescribing information, particularly regarding the use with other drugs, especially those which accentuate toxicity potential.

## INDICATIONS AND USAGE

### Epilepsy

Carbatrol is indicated for use as an anticonvulsant drug. Evidence supporting efficacy of carbamazepine as an anticonvulsant was derived from active drug-controlled studies that enrolled patients with the following seizure types:

1. Partial seizures with complex symptomatology (psychomotor, temporal lobe). Patients with these seizures appear to show greater improvements than those with other types.
2. Generalized tonic-clonic seizures (grand mal).
3. Mixed seizure patterns which include the above, or other partial or generalized seizures. Absence seizures (petit mal) do not appear to be controlled by carbamazepine (see PRECAUTIONS, General).

### Trigeminal Neuralgia

Carbatrol is indicated in the treatment of the pain associated with true trigeminal neuralgia. Beneficial results have also been reported in glossopharyngeal neuralgia. This drug is not a simple analgesic and should not be used for the relief of trivial aches or pains.

### CONTRAINDICATIONS

Carbamazepine should not be used in patients with a history of previous bone marrow depression, hypersensitivity to the drug, or known sensitivity to any of the tricyclic compounds, such as amitriptyline, desipramine, imipramine, protriptyline and nortriptyline. Likewise, on theoretical grounds its use with monoamine oxidase inhibitors is not recommended. Before administration of carbamazepine, MAO inhibitors should be discontinued for a minimum of 14 days, or longer if the clinical situation permits.

### WARNINGS

#### Usage in Pregnancy

Carbamazepine can cause fetal harm when administered to a pregnant woman. Epidemiological data suggest that there may be an association between the use of carbamazepine during pregnancy and congenital malformations, including spina bifida. The prescribing physician will wish to weigh the benefits of therapy against the risks in treating or counseling women of childbearing potential. If this drug is used during pregnancy, or if the patient becomes pregnant while taking this drug, the patient should be apprised of the potential hazard to the fetus. Retrospective case reviews suggest that, compared with monotherapy, there may be a higher prevalence of teratogenic effects associated with the use of anticonvulsants in combination therapy. In humans, transplacental passage of carbamazepine is rapid (30-60 minutes), and the drug is accumulated in the fetal tissues, with higher levels found in liver and kidney than in brain and lung. Carbamazepine has been shown to have adverse effects in reproduction studies in rats when given orally in dosages 10-25 times the maximum human daily dosage (MHDD) of 1200 mg on a mg/kg basis or 1.5-4 times the MHDD on a mg/m<sup>2</sup> basis. In rat teratology studies, 2 of 135 offspring showed kinked ribs at 250 mg/kg and 4 of 119 offspring at 650 mg/kg showed other anomalies (cleft palate, 1; talipes, 1; anophthalmos, 2). In reproduction studies in rats, nursing offspring demonstrated a lack of weight gain and an unkempt appearance at a maternal dosage level of 200 mg/kg. Antiepileptic drugs should not be discontinued abruptly in patients in whom the drug is administered to prevent major seizures because of the strong possibility of precipitating status epilepticus with attendant hypoxia and threat to life. In individual cases where the severity and frequency of the seizure disorder are such that removal of medication does not pose a serious threat to the patient, discontinuation of the drug may be considered prior to and during pregnancy, although it cannot be said with any confidence that even minor seizures do not pose some hazard to the developing embryo or fetus.

Tests to detect defects using current accepted procedures should be considered a part of routine prenatal care in childbearing women receiving carbamazepine.

### General

Patients with a history of adverse hematologic reaction to any drug may be particularly at risk. Severe dermatologic reactions, including toxic epidermal necrolysis (Lyell's syndrome) and Stevens-Johnson syndrome have been reported with carbamazepine. These reactions have been extremely rare. However, a few fatalities have been reported. Carbamazepine has shown mild anticholinergic activity; therefore, patients with increased intraocular pressure should be closely observed during therapy. Because of the relationship of the drug to other tricyclic compounds, the possibility of activation of a latent psychosis and, in elderly patients, of confusion or agitation should be considered.

### PRECAUTIONS

#### General

Before initiating therapy, a detailed history and physical examination should be made. Carbamazepine should be used with caution in patients with a mixed seizure disorder that includes atypical absence seizures, since in these patients carbamazepine has been associated with increased frequency of generalized convulsions (see INDICATIONS AND USAGE). Therapy should be prescribed only after critical benefit-to-risk appraisal in patients with a history of cardiac, hepatic, or renal damage; adverse hematologic reaction to other drugs; or interrupted courses of therapy with carbamazepine.

#### Information for Patients

Patients should be made aware of the early toxic signs and symptoms of a potential hematologic problem, such as fever, sore throat, rash, ulcers in the mouth, easy bruising, petechial or purpuric hemorrhage, and should be advised to report to the physician immediately if any such signs or symptoms appear.

Since dizziness and drowsiness may occur, patients should be cautioned about the hazards of operating machinery or automobiles or engaging in other potentially dangerous tasks.

If necessary, the Carbatrol capsules can be opened and the contents sprinkled over food, such as a teaspoon of applesauce or other similar food products. Carbatrol capsules or their contents should not be crushed or chewed.

#### Laboratory Tests

Complete pretreatment blood counts, including platelets and possibly reticulocytes and serum iron, should be obtained as a baseline. If a patient in the course of treatment exhibits low or decreased white blood cell or platelet counts, the patient should be monitored closely. Discontinuation of the drug should be considered if any evidence of significant bone marrow depression develops.

Baseline and periodic evaluations of liver function, particularly in patients with a history of liver disease, must be performed during treatment with this drug since liver damage may occur. The drug should be discontinued immediately in cases of aggravated liver dysfunction or active liver disease.

Baseline and periodic eye examinations, including slit-lamp, funduscopy, and tonometry, are recommended since many phenothiazines and related drugs have been shown to cause eye changes.

Baseline and periodic complete urinalysis and BUN determinations are recommended for patients treated with this agent because of observed renal dysfunction.

Monitoring of blood levels (see CLINICAL PHARMACOLOGY) has increased the efficacy and safety of anticonvulsants. This monitoring may be particularly useful in cases of dramatic increase in seizure frequency and for verification of compliance. In addition, measurement of drug serum levels may aid in determining the cause of toxicity when more than one medication is being used.

Thyroid function tests have been reported to show decreased values with carbamazepine administered alone. Hypnatremia has been reported in association with carbamazepine use, either alone or in combination with other drugs. Interference with some pregnancy tests has been reported.

### Drug Interactions

Clinically meaningful drug interactions have occurred with concomitant medications and include, but are not limited to the following:

#### Agents that may affect carbamazepine plasma levels:

CYP 3A4 inhibitors inhibit carbamazepine metabolism and can thus increase plasma carbamazepine levels. Drugs that have been shown, or would be expected, to increase plasma carbamazepine levels include:

climidine, danazol, diltiazem, macrolides, erythromycin, troleandomycin, clarithromycin, fluoxetine, lorazepam, terfenadine, isoniazid, nicotinic acid, nicotinamide, propoxyphene, ketoconazole, itraconazole, verapamil, valproate.\* CYP 3A4 inducers can increase the rate of carbamazepine metabolism and can thus decrease plasma carbamazepine levels. Drugs that have been shown, or would be expected, to decrease plasma carbamazepine levels include:

cisplatin, doxorubicin HCl, felbamate, rifampin\*, phenobarbital, phenytoin, primidone, theophylline.

\*increased levels of the active 10,11-epoxide

#### Effect of carbamazepine on plasma levels of concomitant agents:

Carbatrol increases levels of clomipramine HCl, phenytoin and primidone. Carbatrol induces hepatic CYP activity. Carbatrol causes, or would be expected to cause decreased levels of the following:

acetaminophen, alprazolam, clonazepam, clozapine, dicumarol, doxycycline, ethosuximide, haloperidol, methsuximide, oral contraceptives, phenisuximide, phenytoin, theophylline, valproate, warfarin.

The doses of these drugs may therefore have to be increased when carbamazepine is added to the therapeutic regimen. Concomitant administration of carbamazepine and lithium may increase the risk of neurotoxic side effects. Alterations of thyroid function have been reported in combination therapy with other anticonvulsant medications. Breakthrough bleeding has been reported among patients receiving concomitant oral contraceptives and their reliability may be adversely affected.

#### Carcinogenesis, Mutagenesis, Impairment of Fertility

Administration of carbamazepine to Sprague-Dawley rats for two years in the diet at doses of 25, 75, and 250 mg/kg/day (low dose approximately 0.2 times the maximum human daily dose of 1200 mg on a mg/m<sup>2</sup> basis), resulted in a dose-related increase in the incidence of hepatocellular tumors in females and of benign interstitial cell adenomas in the testes of males.

Carbamazepine must, therefore, be considered to be carcinogenic in Sprague-Dawley rats. Bacterial and mammalian mutagenicity studies using carbamazepine produced negative results. The significance of these findings relative to the use of carbamazepine in humans is, at present, unknown.

#### Usage in Pregnancy

Pregnancy Category D (See WARNINGS)

#### Labor and Delivery

The effect of carbamazepine on human labor and delivery is unknown.

#### Nursing Mothers

Carbamazepine and its epoxide metabolite are transferred to breast milk and during lactation. The concentrations of carbamazepine and its epoxide metabolite are approximately 50% of the maternal plasma concentration. Because of the potential for serious adverse reactions in nursing infants from carbamazepine, a decision should be made whether to discontinue nursing or to discontinue the drug, taking into account the importance of the drug to the mother.

#### Pediatric Use

Substantial evidence of carbamazepine effectiveness for use in the management of children with epilepsy (see INDICATIONS for specific seizure types) is derived from clinical investigations performed in adults and from studies in several *in vitro* systems which support the conclusion that (1) the pathogenic mechanisms underlying seizure propagation are essentially identical in adults and children, and (2) the mechanism of action of carbamazepine in treating seizures is essentially identical in adults and children. Taken as a whole, this information supports a conclusion that the generally acceptable therapeutic range of total carbamazepine in plasma (i.e., 4-12 µg/mL) is the same in children and adults. The evidence assembled was primarily obtained from short-term use of carbamazepine. The safety of carbamazepine in children has been systematically studied up to 6 months. No longer term data from clinical trials are available.

#### Geriatric Use

No systematic studies in geriatric patients have been conducted.

#### Adverse Reactions

General: If adverse reactions are of such severity that the drug must be discontinued, the physician must be aware that abrupt discontinuation of any anticonvulsant drug in a responsive patient with epilepsy may lead to seizures or even status epilepticus with its life-threatening hazards.

The most severe adverse reactions previously observed with carbamazepine were reported in the hemopoietic system (see BOX WARNING), the skin, and the cardiovascular system.

The most frequently observed adverse reactions, particularly during the initial phases of therapy, are dizziness, drowsiness, unsteadiness, nausea, and vomiting. To minimize the possibility of such reactions, therapy should be initiated at the lowest dosage recommended.

The following additional adverse reactions were previously reported with carbamazepine:

**Hemopoietic System:** Aplastic anemia, agranulocytosis, pancytopenia, bone marrow depression, thrombocytopenia, leukopenia, leukocytosis, eosinophilia, acute intermittent porphyria.

**Skin:** Pruritic and erythematous rashes, urticaria, toxic epidermal necrolysis (Lyell's syndrome) (see WARNINGS), Stevens-Johnson syndrome (see WARNINGS), photosensitivity reactions, alterations in skin pigmentation, exfoliative dermatitis, erythema multiforme and nodosum purpura, aggravation of disseminated lupus erythematosus, alopecia, and diaphoresis. In certain cases, discontinuation of therapy may be necessary. Isolated cases of hirsutism have been reported, but a causal relationship is not clear.

**Cardiovascular System:** Congestive heart failure, edema, aggravation of hypertension, hypotension, syncope and collapse, aggravation of coronary artery disease, arrhythmias and AV block, thrombophlebitis, thromboembolism, and adenopathy or lymphadenopathy. Some of these cardiovascular complications have resulted in fatalities. Myocardial infarction has been associated with other tricyclic compounds.

**Liver:** Abnormalities in liver function tests, cholestatic and hepatocellular jaundice, hepatitis.

**Respiratory System:** Pulmonary hypersensitivity characterized by fever, dyspnea, pneumonitis, or pneumonia.

**Genitourinary System:** Urinary frequency, acute urinary retention, oliguria with elevated blood pressure, azotemia, renal failure, and impotence. Albuminuria, glycosuria, elevated BUN, and microscopic deposits in the urine have also been reported. Testicular atrophy occurred in rats receiving carbamazepine orally from 4-52 weeks at dosage levels of 50-400 mg/kg/day. Additionally, rats receiving carbamazepine in the diet for 2 years at dosage levels of 25, 75, and 250 mg/kg/day had a dose-related incidence of testicular atrophy and aspermatogenesis. In dogs, it produced a brownish discoloration, presumably a metabolite, in the urinary bladder at dosage levels of 50 mg/kg/day and higher. Relevance of these findings to humans is unknown.

**Nervous System:** Dizziness, drowsiness, disturbances of coordination, confusion, headache, fatigue, blurred vision, visual hallucinations, transient diplopia, oculomotor disturbances, nystagmus, speech disturbances, abnormal involuntary movements, peripheral neuritis and paresthesias, depression with agitation, talkativeness, tinnitus, and hyperacusis.

There have been reports of associated paralysis and other symptoms of cerebral arterial insufficiency, but the exact relationship of these reactions to the drug has not been established.

Isolated cases of neuroleptic malignant syndrome have been reported with concomitant use of psychotropic drugs.

**Digestive System:** Nausea, vomiting, gastric distress and abdominal pain, diarrhea, constipation, anorexia, and dryness of the mouth and pharynx, including glossitis and stomatitis.

**Eyes:** Scattered nonpunctate corneal lens opacities, as well as conjunctivitis, have been reported. Although a direct causal relationship has not been established, many phenothiazines and related drugs have been shown to cause eye changes.

**Musculoskeletal System:** Aching joints and muscles, and leg cramps.

**Metabolism:** Fever and chills, inappropriate antidiuretic hormone (ADH) secretion syndrome have been reported. Cases of frank water intoxication, with decreased serum sodium (hyponatremia) and confusion have been reported in association with carbamazepine use (see PRECAUTIONS, Laboratory Tests). Decreased levels of plasma calcium have been reported.

**Other:** Isolated cases of a lupus erythematosus-like syndrome have been reported. There have been occasional reports of elevated levels of cholesterol, HDL cholesterol, and triglycerides in patients taking anticonvulsants. A case of aseptic meningitis, accompanied by myoclonus and peripheral eosinophilia, has been reported in a patient taking carbamazepine in combination with other medications. The patient was successfully dechallenged, and the meningitis reappeared upon rechallenge with carbamazepine.

### Rx Only.

Distributed by:  
Shire Richmond Inc.,  
Florence, KY 41042  
1-800-536-7878

**Shire**

700420 Rev. 3/98



# CNS Spectrums

The International Journal of Neuropsychiatric Medicine

## **INTRODUCTION**

*CNS Spectrums* is a peer-reviewed journal that publishes original scientific literature and reviews on a wide variety of neuroscientific topics of interest to the clinician. *CNS Spectrums* will publish 10 issues in 1998. As the immense prevalence of comorbid diseases among patients seen by psychiatrists and neurologists increases, these physicians will jointly diagnose and treat the neuropsychiatrically ill. Our mission is to provide these physicians with an editorial package that will enhance and increase their understanding of neuropsychiatry. To this end, manuscripts that address crossover issues germane to neurology and psychiatry will be given immediate priority.

## **SCOPE OF MANUSCRIPTS**

*CNS Spectrums* will consider the following types of articles for publication:

**Original reports:** Original reports present methodologically sound original data.

**Reviews:** Reviews are overview articles that summarize and synthesize the literature on various topics in a scholarly and clinically relevant fashion. Suitable topics include mood disorders, schizophrenia and related disorders, personality disorders, substance-use disorders, anxiety disorders, neuroscience, psychosocial aspects of psychiatry, child psychiatry, geriatric psychiatry, and other topics of interest to clinicians. nb: Original flowcharts designed to aid the clinician in diagnosis and treatment will be considered for publication in reviews and are encouraged.

**Case reports:** Single or multiple case reports will be considered for publication.

**Letters to the editor:** Letters will be considered for publication.

## **MANUSCRIPT SUBMISSION**

**General information:** Two copies of the manuscript should be submitted to Eric Hollander, editor (or in Europe to Joseph Zohar, international editor), c/o MBL Communications, Inc., 665 Broadway, New York, NY 10012; (T) 212-328-0800, (F) 212-328-0600. Authors are required to submit their manuscripts on computer disks. If possible, please provide them in MSWord, WordPerfect, or Word for Windows in either a Macintosh or IBM format (saving the file in a lower version, eg, MSWord 3.0, is also encouraged). Disks should be labeled with the word-processing program, title of paper, and first author's name.

**Letters of permission to reproduce previously published material:** All material reproduced from previously published copyrighted material must be accompanied by a letter of permission from the copyright holder. All such material should include a full credit line (eg, in the figure or table legend) acknowledging the original source. Any citation of unpublished material or personal communication should also be accompanied by a letter of permission for anyone who is not an author of the paper.

**Peer review:** Physician-authored manuscripts will be reviewed by members of *CNS Spectrums*' editorial advisory board

as well as selected outside reviewers. The corresponding author will be notified by the editors when a decision regarding acceptance has been made. Accepted manuscripts and letters will be edited for clarity and style.

## **MANUSCRIPT PREPARATION**

**Length:** Reviews should not exceed 40 manuscript pages (10,000 words). Original reports should not exceed 15–25 manuscript pages (6,250 words, maximum). Letters should not exceed 2–6 manuscript pages (1,500 words, maximum). Single case reports should not exceed 10–15 manuscript pages (3,750 words, maximum) and may be submitted with a photograph, if applicable. Diagnostic/treatment algorithms (see Reviews) should contain an extensive introduction, a flowchart or series of graphs that fill eight to 12 journal pages, and a concise summary.

**Spacing:** One space should be left after commas and periods. manuscripts should also be double-spaced.

**References:** American Medical Association style. See the following examples:

1. Jones J. Necrotizing *Candida* esophagitis. *JAMA*. 1980;244:2190-2191.
2. Stryer L. *Biochemistry*. 2nd ed. San Francisco, Calif: WH Freeman Co; 1980:559-596.

**Copyright:** Materials are accepted for exclusive publication in *CNS Spectrums* and become the property of *CNS Spectrums*. Permission to reproduce material must be obtained from the publisher.

## **DISCLOSURE OF COMMERCIAL INTERESTS**

The authors must include a statement about all forms of support, including grant and drug company support. Such information may, at the editor's discretion, be shared with reviewers. If the article is accepted for publication, the editors will consult with the authors as to whether this information should be included in the published paper.

**Reprints:** Authors of reviews and original materials published in *CNS Spectrums* may order reprints of their articles directly from the publisher, James La Rossa Jr., MBL Communications, Inc., New York, NY 10012; (T) 212-328-0800, (F) 212-328-0600.

**Continuing Medical Education requirements:** Authors must submit two multiple-choice questions with answers. Three objectives that indicate the instructional content and/or expected learning outcomes must be attached upon submission.

## **SUBMISSION CHECKLIST**

1. Original manuscript plus copy
2. Copies of permission letters to reproduce previously published and unpublished material
3. Two multiple-choice questions with answers and three teaching objectives
4. Disk labeled with the word-processing program, title of paper, and first author's name



IN THE JOURNAL  
OF JULY/AUGUST 1998

***TESTING COORDINATION,  
POSTURE, AND VISUOSPATIAL  
AND SENSORY FUNCTION***

**page 23**

“Hollander and coworkers—using a 20-item neurological examination based on the reports of Quitkin and colleagues and Schaffer et al—studied 41 patients with OCD, comparing them with a group of 20 control subjects who were matched for age, sex, and handedness. Hollander and coworkers examined coordination of various body parts, such as fingers and hands, the face, and tongue (as judged by speech production), and whole-body movements involved in activities such as hopping and heel walking. They tested for some sensory function, including position sense, agraphesthesia, and astereognosis. They examined posture and looked for the presence of abnormal movements, such as chorea, tremor, dystonia, and abnormal posturing. Finally, they examined visuospatial function in the face-hand test and a drawing test.”

***SENSORY DYSPERCEPTION***

**page 32**

“Sensory processing has been shown to be faulty in OCD, especially in terms of auditory and temporal processing and subsequent encoding. In addition, selective attentional biases seem to be characteristic of OCD. Using a spatial and temporal linear perspective, sensory dysperception may be thought of as a starting point from which to examine the broader range of the sensory-motor aspects of OCD. In a study comparing symptoms of OCD with schizophrenia (which has known sensory processing deficits), it was found that both groups of patients experienced similar degrees of faulty sensory processing, especially in terms of tactile and gustatory modalities.”

***INVESTIGATION DISTINCTIONS  
IN OCD***

**page 37**

“In the case of OCD, there is no question that substantial clinical heterogeneity exists, both in terms of the variety of obsessions and compulsions, and in the range of clinical response to various therapies. Initial attempts to subdivide OCD phenomenologically focused on the distinctions between obsessions and compulsions (ie, ‘checkers’ vs ‘washers’). Subsequently, the distinction between OCD with comorbid tics vs OCD

without such tics became popular.

More recently, several investigators have taken a different approach that seeks empirically to identify independent factors that, taken together, comprise the full picture of OCD. This method of ‘factor analysis’ has been used to identify independent groups (or clusters) of highly intercorrelated OCD symptoms, and is a strategy that has yielded robust results over several studies that include data from over 500 patients.”

***PREVENTIVE INHIBITORY  
BEHAVIOR***

**page 45**

“The active, praxic, and coercive aspects of OCD only represent the ‘dorsal’ cerebral side of the disorder. The other ‘side’ is the ventral side, which represents the trend to resist and inhibit the compulsions. Patients may thus resist the harmful consequences of their obsessional actions, especially those actions with social and community implications. This attempt at resistance, however, is usually unsuccessful.

As mentioned previously, preventive inhibitory behavior takes place in the ventral brain, primarily in the basal cortex. This cortical region is actually the ventral neocortex integrated by the anterior orbitofrontal cortex and the basotemporal cortex.”

***A COMBINATION OF BIOLOGY  
AND ENVIRONMENT***

**page 49**

“It is suggested that OCD is a combination of biology and environment. An individual may be genetically predisposed to have OCD, and this may become clinically significant if the environment is stressful enough. Once OCD develops, it is perhaps maintained through negative reinforcement, as patients often state that engaging in rituals reduces anxiety or can be used to avoid the perceived anxiety.

It is further suggested that OCD can also be viewed as similar to a Gilles de la Tourette’s syndrome tic that develops over time. Often, in Tourette’s syndrome, there are subtle signs before it becomes more apparent and obvious. In the same way, it is suggested that OCD may develop from a preexisting condition that may not be initially noticeable.”

“In the case of OCD,  
there is no question that  
substantial clinical  
heterogeneity exists,  
both in terms of the  
variety of obsessions and  
compulsions, and in the  
range of clinical  
response to  
various therapies.”



ONCE-DAILY  
**PAXIL**  
PAROXETINE HCl

**PAXIL® (brand of paroxetine hydrochloride)**

See complete prescribing information in SmithKline Beecham Pharmaceuticals literature or PDR. The following is a brief summary.

**INDICATIONS AND USAGE:** Paxil is indicated for the treatment of depression, obsessions and compulsions in patients with obsessive compulsive disorder (OCD) as defined in DSM-IV, and panic disorder, with or without agoraphobia, as defined in DSM-IV.

**CONTRAINDICATIONS:** Concomitant use in patients taking monoamine oxidase inhibitors (MAOIs) is contraindicated. (See WARNINGS and PRECAUTIONS.)

**WARNINGS:** Interactions with MAOIs may occur. Given the fatal interactions reported with concomitant or immediately consecutive administration of MAOIs and other SSRIs, do not use Paxil in combination with a MAOI or within 2 weeks of discontinuing MAOI treatment. Allow at least 2 weeks after stopping Paxil before starting a MAOI.

**PRECAUTIONS:** As with all antidepressants, use Paxil cautiously in patients with a history of mania. Use Paxil cautiously in patients with a history of seizures. Discontinue it in any patient who develops seizures.

The possibility of suicide attempt is inherent in depression and may persist until significant remission occurs. Close supervision of high-risk patients should accompany initial drug therapy. Write Paxil prescriptions for the smallest quantity of tablets consistent with good patient management in order to reduce the risk of overdose.

Reversible hyponatremia has been reported, mainly in elderly patients, patients taking diuretics or those who were otherwise volume depleted. Abnormal bleeding (mostly ecchymosis and purpura), including a case of impaired platelet aggregation, has been reported; the relationship to paroxetine is unclear.

Clinical experience with Paxil in patients with concomitant systemic illness is limited. Use cautiously in patients with diseases or conditions that could affect metabolism or hemodynamic responses. Observe the usual cautions in cardiac patients. In patients with severe renal impairment (creatinine clearance <30 mL/min.) or severe hepatic impairment, a lower starting dose (10 mg) should be used.

Caution patients about operating hazardous machinery, including automobiles, until they are reasonably sure that Paxil therapy does not affect their ability to engage in such activities. Tell patients 1) to continue therapy as directed; 2) to inform physicians about other medications they are taking or plan to take; 3) to avoid alcohol while taking Paxil; 4) to notify their physicians if they become pregnant or intend to become pregnant during therapy, or if they're nursing.

Weakness, hyperreflexia, and incoordination following use of an SSRI and sumatriptan have been rarely reported.

Concomitant use of Paxil with tryptophan is not recommended. Use cautiously with warfarin. When administering Paxil with cimetidine, dosage adjustment of Paxil after the 20 mg starting dose should be guided by clinical effect. When co-administering Paxil with phenobarbital or phenytoin, no initial Paxil dosage adjustment is needed; base subsequent changes on clinical effect. Concomitant use of Paxil with drugs metabolized by cytochrome P<sub>450</sub>2D<sub>6</sub> (antidepressants such as nortriptyline, amitriptyline, imipramine, desipramine and fluoxetine; phenothiazines such as thioridazine; Type 1C antiarrhythmics such as propafenone, flecainide and encainide) or with drugs that inhibit this enzyme (e.g., quinidine) may require lower doses than usually prescribed for either Paxil or the other drug; approach concomitant use cautiously. An *in vivo* interaction study revealed that paroxetine had no effect on terfenadine pharmacokinetics. Additional *in vitro* studies showed that the inhibitory effects of paroxetine on other III<sub>A</sub> substrates (astemizole, cisapride, triazolam and cyclosporin) was at least 100 times less potent than ketoconazole, a potent III<sub>A</sub> inhibitor. Assuming that the relationship between paroxetine's *in vitro* Ki and its lack of effect on terfenadine's *in vivo* clearance predicts its effect on other III<sub>A</sub> substrates, paroxetine's inhibition of III<sub>A</sub> activity should have little clinical significance. Use caution when co-administering Paxil with tricyclic antidepressants (TCAs). TCA plasma concentrations may need monitoring and the TCA dose may need to be reduced. Administration of Paxil with another tightly protein-bound drug may shift plasma concentrations, resulting in adverse effects from either drug. Concomitant use of Paxil and alcohol in depressed patients is not advised. Undertake concomitant use of Paxil and lithium or digoxin cautiously. If adverse effects are seen when co-administering Paxil with procyclidine, reduce the procyclidine dose. Elevated theophylline levels have been reported with Paxil co-administration; monitoring theophylline levels is recommended.

In 2-year studies, a significantly greater number of male rats in the 20 mg/kg/day group developed reticulum cell sarcomas vs. animals given doses of 1 or 5 mg/kg/day. There was also a significantly increased linear trend across dose groups for the occurrence of lymphoreticular tumors in male rats. Although there was a dose-related increase in the number of tumors in mice, there was no drug-related increase in the number of mice with tumors. The clinical significance of these findings is unknown. There is no evidence of mutagenicity with Paxil.

Rats receiving paroxetine at 15 mg/kg/day (2.4 times the MRHD on a mg/m<sup>2</sup> basis) showed a reduced pregnancy rate.

**Pregnancy Category C.** Reproduction studies performed in rats and rabbits at doses up to 6 mg/kg/day, 8.1 (rat) and 1.9 (rabbit) times the MRHD on a mg/m<sup>2</sup> basis, have revealed no evidence of teratogenic effects or of selective toxicity to the fetus. However, rat pup deaths increased during the first 4 days of lactation when dosing occurred during the last trimester of gestation and continued throughout lactation. The cause of these deaths is not known. There are no adequate and well-controlled studies in pregnant women. Paxil should be used in pregnancy only if the potential benefit justifies the potential risk to the fetus. The effect of Paxil on labor and delivery in humans is unknown. Paroxetine is secreted in human milk; exercise caution when administering Paxil to a nursing woman.

Safety and effectiveness in the pediatric population have not been established. In worldwide premarketing Paxil clinical trials, 17% of Paxil-treated patients were ≥65 years of age. Pharmacokinetic studies revealed a decreased clearance in the elderly; however, there were no overall differences in the adverse event profile between older and younger patients.

**ADVERSE REACTIONS: Incidence in Controlled Trials—Commonly Observed Adverse Events in Controlled Clinical Trials:** The most commonly observed adverse events associated with the use of Paxil in the treatment of depression (incidence of 5% or greater and incidence for Paxil at least twice that for placebo) were: asthenia (15% vs. 6%), sweating (11% vs. 2%), nausea (26% vs. 9%), decreased appetite (6% vs. 2%), somnolence (23% vs. 9%), dizziness (13% vs. 6%), insomnia (13% vs. 6%), tremor (8% vs. 2%), nervousness (5% vs. 3%), ejaculatory disturbance (13% vs. 0%) and other male genital disorders (10% vs. 0%).

The most commonly observed adverse events associated with the use of paroxetine in the treatment of obsessive compulsive disorder (incidence of 5% or greater and incidence for Paxil at least twice that of placebo) were: nausea (23% vs. 10%), dry mouth (18% vs. 9%), decreased appetite (9% vs. 3%), constipation (16% vs. 6%), dizziness (12% vs. 6%), somnolence (24% vs. 7%), tremor (11% vs. 1%), sweating (9% vs. 3%), impotence (8% vs. 1%) and abnormal ejaculation (23% vs. 1%).

The most commonly observed adverse events associated with the use of paroxetine in the treatment of panic disorder (incidence of 5% or greater and incidence for Paxil at least twice that for placebo) were: asthenia (14% vs. 5%), sweating (14% vs. 6%), decreased appetite (7% vs. 3%), libido decreased (9% vs. 1%), tremor (9% vs. 1%), abnormal ejaculation (21% vs. 1%), female genital disorders (9% vs. 1%) and impotence (5% vs. 0%).

Twenty percent (1,199/6,145) of Paxil patients in worldwide clinical trials in depression and 11.8% (64/542) and 9.4% (44/469) of Paxil patients in worldwide trials in OCD and panic disorder, respectively, discontinued treatment due to an adverse event. The most common events (≥1%) associated with discontinuation and considered to be drug related included the following: depression—somnolence, agitation, tremor, nausea, diarrhea, dry mouth, vomiting, asthenia, abnormal ejaculation, sweating,

OCD—insomnia, dizziness, constipation, nausea, asthenia, abnormal ejaculation, impotence; panic disorder—somnolence, insomnia, nausea.

The following adverse events occurred in 6-week placebo-controlled trials of similar design at a frequency of 1% or more, in patients dosed (20 to 50 mg/day) for the treatment of depression: headache, asthenia, palpitation; vasodilation; sweating; rash; nausea, dry mouth, constipation, diarrhea, decreased appetite, flatulence, oropharynx disorder, dyspepsia; myopathy, myalgia, myasthenia; somnolence, dizziness, insomnia, tremor, nervousness, anxiety, paresthesia, libido decreased, drugged feeling, confusion; yawn; blurred vision, taste perversion; ejaculatory disturbance, other male genital disorders, urinary frequency, urination disorder, female genital disorders.

The following adverse events occurred at a frequency of 2% or more among OCD patients on Paxil who participated in placebo-controlled trials of 12-weeks duration in which patients were dosed in a range of 20 to 60 mg/day or among patients with panic disorder on Paxil who participated in placebo-controlled trials of 10 to 12 weeks duration in which patients were dosed in a range of 10 to 60 mg/day: asthenia, abdominal pain\*, chest pain\*\*, back pain\*\*, chills; vasodilation\*\*, palpitation\*\*: sweating, rash\*\*: nausea, dry mouth, constipation, diarrhea, decreased appetite, increased appetite; insomnia, somnolence, dizziness, tremor, nervousness\*\*, libido decreased, agitation\*\*, anxiety\*\*: abnormal dreams\*\*, concentration impaired\*\*, depersonalization\*\*, myoclonus, amnesia\*\*, rhinitis\*\*, abnormal vision\*\*, taste perversion\*\*: abnormal ejaculation, female genital disorder, impotence, urinary frequency, urination impaired\*\*, urinary tract infection. \*denotes panic disorder patients only. \*\*denotes OCD patients only.

Studies show a clear dose dependency for some of the more common adverse events associated with Paxil use. There was evidence of adaptation to some adverse events with continued Paxil therapy (e.g., nausea and dizziness). Significant weight loss may be an undesirable result of Paxil treatment for some patients but, on average, patients in controlled trials had minimal (about 1 lb) loss. In placebo-controlled clinical trials, Paxil-treated patients exhibited abnormal values on liver function tests no more frequently than placebo-treated patients.

**Other Events Observed During the Premarketing Evaluation of Paxil:** During premarketing assessment in depression multiple doses of Paxil were administered to 6,145 patients in phase 2 and 3 studies. During premarketing clinical trials in OCD and panic disorder, 542 and 469 patients, respectively, received multiple doses of Paxil. The following adverse events were reported. Note: "frequent" = events occurring in at least 1/100 patients; "infrequent" = 1/100 to 1/1,000 patients; "rare" = less than 1/1,000 patients. Events are classified within body system categories and enumerated in order of decreasing frequency using the above definitions. It is important to emphasize that although the events occurred during Paxil treatment, they were not necessarily caused by it.

**Body as a Whole:** frequent: chills, malaise; infrequent: allergic reaction, carcinoma, face edema, moniliasis, neck pain; rare: abscess, adrenergic syndrome, cellulitis, neck rigidity, pelvic pain, peritonitis, shock, ulcer. **Cardiovascular System:** frequent: hypertension, syncope, tachycardia; infrequent: bradycardia, conduction abnormalities, electrocardiogram abnormal, hematoma, hypotension, migraine, peripheral vascular disorder; rare: angina pectoris, arrhythmia, atrial fibrillation, bundle branch block, cerebral ischemia, cerebrovascular accident, congestive heart failure, heart block, low cardiac output, myocardial infarct, myocardial ischemia, pallor, phlebitis, pulmonary embolus, supraventricular extrasystoles, thrombophlebitis, thrombosis, varicose vein, vascular headache, ventricular extrasystoles.

**Digestive System:** infrequent: bruxism, colitis, dysphagia, eructation, gastroenteritis, gingivitis, glossitis, increased salivation, liver function tests abnormal, mouth ulceration, rectal hemorrhage, ulcerative stomatitis; rare: aphthous stomatitis, bloody diarrhea, bulimia, cholelithiasis, duodenitis, enteritis, esophagitis, fecal impactions, fecal incontinence, gastritis, gum hemorrhage, hematemesis, hepatitis, ileus, intestinal obstruction, jaundice, melena, peptic ulcer, salivary gland enlargement, stomach ulcer, stomatitis, tongue discoloration, tongue edema, tooth caries, tooth malformation. **Endocrine System:** rare: diabetes mellitus, hyperthyroidism, hypothyroidism, thyroiditis. **Hemic and Lymphatic Systems:** infrequent: anemia, leukopenia, lymphadenopathy, purpura; rare: abnormal erythrocytes, basophilia, eosinophilia, hypochromic anemia, iron deficiency anemia, leukocytosis, lymphedema, abnormal lymphocytes, lymphocytosis, microcytic anemia, monocytosis, normocytic anemia, thrombocytopenia.

**Metabolic and Nutritional:** frequent: edema, weight gain, weight loss; infrequent: hyperglycemia, peripheral edema, SGOT increased, SGPT increased, thirst; rare: alkaline phosphatase increased, bilirubinemia, BUN increased, creatinine phosphokinase increased, dehydration, gamma globulins increased, gout, hypercalcemia, hypercholesterolemia, hyperkalemia, hyperphosphatemia, hypocalcemia, hypoglycemia, hypokalemia, hyponatremia, ketosis, lactic dehydrogenase increased. **Musculoskeletal System:** frequent: arthralgia; infrequent: arthritis; rare: arthrosis, bursitis, myositis, osteoporosis, generalized spasm, tenosynovitis, tetany. **Nervous System:** frequent: amnesia, CNS stimulation, concentration impaired, depression, emotional lability, vertigo; infrequent: abnormal thinking, akinesia, alcohol abuse, ataxia, convulsion, depersonalization, dystonia, hallucinations, hostility, hyperkinesia, hypertension, hypesthesia, incoordination, lack of emotion, manic reaction, neurosis, paralysis, paranoid reaction; rare: abnormal electroencephalogram, abnormal gait, antisocial reaction, aphasia, choreoathetosis, circumoral paresthesia, delirium, delusions, diplopia, drug dependence, dysarthria, dyskinesia, euphoria, extrapyramidal syndrome, fasciculations, grand mal convulsion, hyperalgesia, hypokinesia, hysteria, libido increased, manic-depressive reaction, meningitis, myelitis, neuralgia, neuropathy, nystagmus, peripheral neuritis, psychosis, psychotic depression, reflexes decreased, reflexes increased, stupor, trismus, withdrawal syndrome. **Respiratory System:** frequent: cough increased, rhinitis; infrequent: asthma, bronchitis, dyspnea, epistaxis, hyperventilation, pneumonia, respiratory flu, sinusitis, voice alteration; rare: emphysema, hemoptysis, hiccups, lung fibrosis, pulmonary edema, sputum increased. **Skin and Appendages:** frequent: pruritus; infrequent: acne, alopecia, dry skin, ecchymosis, eczema, furunculosis, urticaria; rare: angioedema, contact dermatitis, erythema nodosum, erythema multiforme, fungal dermatitis, herpes simplex, herpes zoster, hirsutism, maculopapular rash, photosensitization, seborrhea, skin discoloration, skin hypertrophy, skin melanoma, skin ulcer, vesiculobullous rash.

**Special Senses:** frequent: tinnitus; infrequent: abnormality of accommodation, conjunctivitis, ear pain, eye pain, mydriasis, otitis media, taste loss, visual field defect. rare: amblyopia, anisocoria, blepharitis, cataract, conjunctival edema, corneal ulcer, deafness, exophthalmos, eye hemorrhage, glaucoma, hyperacusis, keratoconjunctivitis, night blindness, otitis externa, parosmia, photophobia, ptosis, strabismic hemorrhage. **Urogenital System:** infrequent: abortion, amenorrhea, breast pain, cystitis, dysmenorrhea, dysuria, hematuria, menorrhagia, nocturia, polyuria, urethritis, urinary incontinence, urinary retention, urinary urgency, vaginitis; rare: breast atrophy, breast carcinoma, breast enlargement, breast neoplasm, epididymitis, female lactation, fibrocystic breast, kidney calculus, kidney function abnormal, kidney pain, leukorrhea, mastitis, metrorrhagia, nephritis, oliguria, prostatic carcinoma, pyuria, urethritis, uterine spasm, uterine prolapse, vaginal hemorrhage, vaginal moniliasis.

**Postmarketing Reports**  
Voluntary reports of adverse events that have been received since market introduction and not listed above that may have no causal relationship with Paxil include—acute pancreatitis, elevated liver function tests (the most severe cases were deaths due to liver necrosis, and grossly elevated transaminases associated with severe liver dysfunction), Guillain-Barré syndrome, toxic epidermal necrolysis, priapism, thrombocytopenia, syndrome of inappropriate ADH secretion, symptoms suggestive of prolactinemia and galactorrhea, neuroleptic malignant syndrome-like events; extrapyramidal symptoms which have included akathisia, bradykinesia, cogwheel rigidity, dystonia, hypertension, oculogyric crisis (which has been associated with concomitant use of pimozide), tremor and trismus; and serotonin syndrome, associated in some cases with concomitant use of serotonergic drugs and with drugs which may have impaired Paxil metabolism (symptoms have included agitation, confusion, diaphoresis, hallucinations, hyperreflexia, myoclonus, shivering, tachycardia and tremor). There have been spontaneous reports that abrupt discontinuation may lead to symptoms such as dizziness, sensory disturbances, agitation or anxiety, nausea and sweating; these events are generally self-limiting. There has been a report of an elevated pentylenol level after 4 weeks of Paxil and pentylenol co-administration, and a report of severe hypotension when Paxil was added to chronic metoprolol treatment.

**DRUG ABUSE AND DEPENDENCE: Controlled Substance Class:** Paxil is not a controlled substance. Evaluate patients carefully for history of drug abuse and observe such patients closely for signs of Paxil misuse or abuse (e.g., development of tolerance, increments of dose, drug-seeking behavior).  
BRS-PX-114

**Postmarketing Reports**

Voluntary reports of adverse events that have been received since market introduction and not listed above that may have no causal relationship with Paxil include—acute pancreatitis, elevated liver function tests (the most severe cases were deaths due to liver necrosis, and grossly elevated transaminases associated with severe liver dysfunction), Guillain-Barré syndrome, toxic epidermal necrolysis, priapism, thrombocytopenia, syndrome of inappropriate ADH secretion, symptoms suggestive of prolactinemia and galactorrhea, neuroleptic malignant syndrome-like events; extrapyramidal symptoms which have included akathisia, bradykinesia, cogwheel rigidity, dystonia, hypertension, oculogyric crisis (which has been associated with concomitant use of pimozide), tremor and trismus; and serotonin syndrome, associated in some cases with concomitant use of serotonergic drugs and with drugs which may have impaired Paxil metabolism (symptoms have included agitation, confusion, diaphoresis, hallucinations, hyperreflexia, myoclonus, shivering, tachycardia and tremor). There have been spontaneous reports that abrupt discontinuation may lead to symptoms such as dizziness, sensory disturbances, agitation or anxiety, nausea and sweating; these events are generally self-limiting. There has been a report of an elevated pentylenol level after 4 weeks of Paxil and pentylenol co-administration, and a report of severe hypotension when Paxil was added to chronic metoprolol treatment.

**DRUG ABUSE AND DEPENDENCE: Controlled Substance Class:** Paxil is not a controlled substance. Evaluate patients carefully for history of drug abuse and observe such patients closely for signs of Paxil misuse or abuse (e.g., development of tolerance, increments of dose, drug-seeking behavior).

BRS-PX-114

**SB SmithKline Beecham**  
Pharmaceuticals

Philadelphia, PA 19101

**JANSSEN** PHARMACEUTICAL RESEARCH FOUNDATION

© SmithKline Beecham, 1998



In depression,  
panic disorder  
and OCD

Anxiety  
symptoms  
mean  
turmoil

Paxil<sup>®</sup>  
means  
peace

insomnia  
panic nervousness  
anxiety PANIC  
hopelessness  
insomnia  
sadness  
nervousness  
sadness  
agitation  
hopelessness  
nervousness  
hopelessness  
nervousness  
PANIC  
hopelessness  
INSOMNIA  
hopelessness  
PANIC agitation



Most common adverse events (incidence of 5% or greater and incidence for Paxil at least twice that for placebo) in depression, or OCD or panic disorder studies include nausea, somnolence, abnormal ejaculation, dry mouth, constipation, asthenia, sweating, dizziness, insomnia, tremor, female genital disorders, libido decreased, decreased appetite, impotence and nervousness. Concomitant use of Paxil in patients taking monoamine oxidase inhibitors (MAOIs) is contraindicated.

Please see brief summary of prescribing information adjacent to this advertisement.

PX7807

ONCE-DAILY  
**PAXIL**<sup>®</sup>  
PAROXETINE HCl

Antidepressant efficacy with anxiolytic effect



# Table of Contents

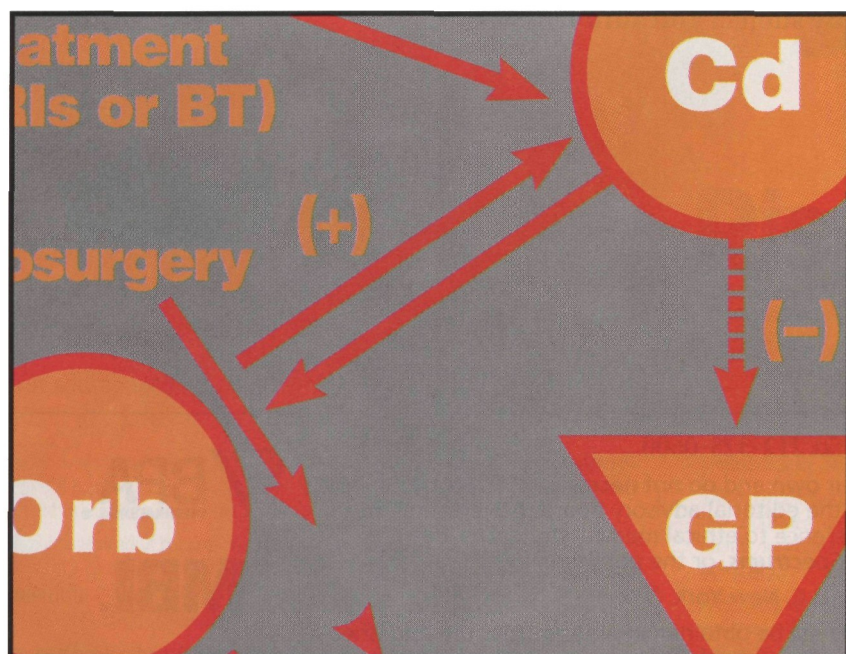
## Feature Articles

- 21 Introduction: Is the Brain the Obsessive-Compulsive Disorder Host?**  
By José A. Yaryura-Tobias, MD
- 22 The Neurology of Obsessive-Compulsive Disorder**  
By Nigel Hymas, MA, MRCP, FRCPsych
- 31 Sensory-Motor Aspects of Obsessive-Compulsive Disorder**  
By Kevin P. Stevens, PhD, Jonathan Hoffman, PhD, and Curtis Hsia, MA
- 37 Neural Correlates of Factor-Analyzed OCD Symptom Dimensions: A PET Study**  
By Scott L. Rauch, MD, Darin D. Dougherty, MD, Lisa M. Shin, PhD, Nathaniel M. Alpert, PhD, Peter Manzo, MSW, Linda Leahy, Alan J. Fischman, MD, PhD, Michael A. Jenike, MD, and Lee Baer, PhD
- 44 Cerebral Mechanisms in Obsessive-Compulsive Disorder**  
By Juan Carlos Goldar, MD, Dario Rojas, MD, and Mariano Outes, MD
- 47 Reconceptualization of Behavior Therapy for Obsessive-Compulsive Disorder from a Learning and Neurochemical Perspective**  
By Fugen Neziroglu, PhD, and Curtis Hsia, MA
- 54 The Unified Theory of Obsessive-Compulsive Disorder**  
By José A. Yaryura-Tobias, MD

## CNS SPECTRUMS

The International  
Journal of  
Neuropsychiatric  
Medicine

Volume 3 • Number 7  
July/August 1998



### PHOTO ESSAY

These neuropsychiatric conceptualizations reference historical and current notions regarding the association between classic organic brain concepts such as those in encephalitis, Sydenham's chorea, Parkinson's disease, and obsessive-compulsive disorder (OCD). Modern technologies have partially confirmed the biological mechanisms of these diseases, providing a welcome addition to our earlier understanding of the psychosocial components of the disease.

### COVER LEGEND

BT=Behavioral Therapy  
Cd=Caudate Nucleus  
GP=Globus Pallidus  
Orb=Orbitofrontal Cortex  
SSRIs=Selective Serotonin Reuptake Inhibitors



## CNS SPECTRUMS

The International  
Journal of  
Neuropsychiatric  
Medicine

Volume 3 • Number 7  
July/August 1998

### **CNS Spectrums** (ISSN 1092-8529)

is published monthly except  
combined Jul/Aug & Nov/Dec by  
MBL Communications,  
665 Broadway, New York, NY  
10012-2302.

Periodicals postage paid  
at New York, NY, and at  
additional mailing offices.

One year subscription rates:  
domestic \$90;  
foreign \$145;  
in-training \$50.

**For subscriptions:**

**Fax: 212-328-0600.**

**e-mail:**

**cns@mblcommunications.com**

Postmaster:

Send address changes to

**CNS Spectrums**

c/o Clark-O'Neill

One Broad Avenue

Fairview, NJ 07022-1570

## Table of Contents

### Departments/Monthly Columns

#### DIGEST

- 10 Excerpts from the July/August Journal**

#### POINT & COMMENTARY

- 17 New Neural Constructs for Obsessive-Compulsive Disorder**  
By Eric Hollander, MD

#### FIRST PERSON

- 18 Psychoanalysis, Psychodynamic Psychotherapy, and  
Psychopharmacology**  
By Charles B. Nemeroff, MD, PhD

#### NOTA BENE

- 20 Briefs from the Fields of Neurology & Neuropsychiatry**

#### COMMENTARY

- 63 Clinicians and Mental Health Policy: An Inside Perspective**  
By Robert Boorstin

#### CONTINUING MEDICAL EDUCATION

- 71 This continuing medical education series gives the reader the  
opportunity to test his/her understanding and recall of clinical  
material presented in this issue. Approved for 3.0 credit hours  
in Category 1.**

#### INDICES

- 76 By subject and author**

**For editorial and advertising inquiries, please fax 212-328-0600.**

Opinions and views expressed by authors are their own and do not necessarily reflect the views of the publisher, MBL Communications, or the editorial advisory board. Advertisements in **CNS Spectrums** are accepted on the basis of adherence to ethical medical standards, but acceptance does not imply endorsement by **CNS Spectrums**, or the publisher.

**CNS Spectrums** is a trademark of **CNS Spectrums, LLC**, New York, NY.

Permission to reproduce articles in whole or part must be obtained in writing from the publisher.  
Copyright ©1998 by MBL Communications. All rights reserved. Printed in the United States.



An **MBL** Journal  
Communications

Medical Broadcast Limited



# Hostile outside.

# Fragile inside.



- ◆ Improving a broad range of psychotic symptoms\*
  - Hostility, delusions, excitement, suspiciousness, hallucinations
  - Blunted affect, emotional withdrawal, poor rapport, apathy
- ◆ Low incidence of†
  - Movement disorders
  - Excessive sedation
  - Anticholinergic effects
- ◆ The #1 prescribed antipsychotic in long-term care<sup>1</sup>
- ◆ Available in tablets and oral solution; convenient B.I.D. and Q.D. dosing

**Risperdal**<sup>®</sup>  
1,2,3,4 mg tablets  
oral solution 1 mg/mL



RISPERIDONE

*Gentler days ahead.*

For additional medical information on the use of RISPARDAL, please call 1-800-JANSSEN (1-800-526-7736).

\* The Positive and Negative Syndrome Scale (PANSS) in its entirety also includes 16 general psychopathology score items; therefore, conclusions as to efficacy outcomes of individual items should not be drawn.

† Percentage of adult patients reporting adverse events and using 2 mg/day dose in a clinical trial: movement disorders (13%), excessive sedation (2%), anticholinergic effects (up to 5%).

Clinical trials were conducted in adult patients with chronic schizophrenia; limited data are available in geriatric patients with psychoses.

The most common adverse events reported in premarketing clinical trials in adults (n > 2600) were insomnia, agitation, movement disorders, headache, anxiety, and rhinitis; less common were somnolence, dizziness, constipation, nausea, and tachycardia.

Prescribing should be consistent with the need to minimize the risk of tardive dyskinesia; if its signs and symptoms appear, discontinuation of RISPARDAL should be considered.

Reference: 1. IMS Long-Term Care Audit, January 1998.

Please see brief summary of Prescribing Information on adjacent page.



1-800-JANSSEN  
8 AM to 8 PM ET, Mon to Fri.

JANSSEN PHARMACEUTICA RESEARCH FOUNDATION

SmithKline Beecham Pharmaceuticals

© Janssen Pharmaceutica Inc. 1998 JPI-RS-470-1R 5/98



**BEFORE PRESCRIBING, PLEASE CONSULT COMPLETE PRESCRIBING INFORMATION OF WHICH THE FOLLOWING IS A BRIEF SUMMARY.**

## INDICATIONS AND USAGE

RISPERDAL® (risperidone) is indicated for the management of the manifestations of psychotic disorders.

## CONTRAINDICATIONS

RISPERDAL® (risperidone) is contraindicated in patients with a known hypersensitivity to the product.

## WARNINGS

### Neuroleptic Malignant Syndrome (NMS)

A potentially fatal symptom complex sometimes referred to as Neuroleptic Malignant Syndrome (NMS) has been reported in association with antipsychotic drugs. If a patient requires antipsychotic drug treatment after recovery from NMS, the potential reintroduction of drug therapy should be carefully considered. The patient should be carefully monitored, since recurrences of NMS have been reported.

### Tardive Dyskinesia

A syndrome of potentially irreversible, involuntary, dyskinetic movements may develop in patients treated with antipsychotic drugs. Whether antipsychotic drug products differ in their potential to cause tardive dyskinesia is unknown.

If signs and symptoms of tardive dyskinesia appear in a patient on RISPERDAL®, drug discontinuation should be considered. However, some patients may require treatment with RISPERDAL® despite the presence of the syndrome.

**Potential for Proarrhythmic Effects:** Risperidone and/or 9-hydroxyrisperidone appears to lengthen the QT interval in some patients, although there is no average increase in treated patients, even at 12-16 mg/day, well above the recommended dose. Other drugs that prolong the QT interval have been associated with the occurrence of torsades de pointes, a life-threatening arrhythmia. Bradycardia, electrolyte imbalance, concomitant use with other drugs that prolong QT, or the presence of congenital prolongation in QT can increase the risk for occurrence of this arrhythmia.

## PRECAUTIONS

### General

**Orthostatic Hypotension:** RISPERDAL® (risperidone) may induce orthostatic hypotension associated with dizziness, tachycardia, and in some patients, syncope, especially during the initial dose-escalation period, probably reflecting its alpha-adrenergic antagonistic properties. Syncope was reported in 0.2% (6/2607) of RISPERDAL® treated patients in phase 2-3 studies. The risk of orthostatic hypotension and syncope may be minimized by limiting the initial dose to 2 mg total (either QD or 1 mg BID) in normal adults and 0.5 mg BID in the elderly and patients with renal or hepatic impairment (See DOSAGE AND ADMINISTRATION). A dose reduction should be considered if hypotension occurs. RISPERDAL® should be used with particular caution in patients with known cardiovascular disease (history of myocardial infarction or ischemia, heart failure, or conduction abnormalities), cerebrovascular disease, and conditions which would predispose patients to hypotension e.g., dehydration and hypovolemia. Clinically significant hypotension has been observed with concomitant use of RISPERDAL® and antihypertensive medication.

**Seizures:** RISPERDAL® should be used cautiously in patients with a history of seizures.

**Hyperprolactinemia:** As with other drugs that antagonize dopamine D<sub>2</sub> receptors, risperidone elevates prolactin levels and the elevation persists during chronic administration. Neither clinical studies nor epidemiologic studies conducted to date have shown an association between chronic administration of this class of drugs and tumorigenesis in humans; the available evidence is considered too limited to be conclusive at this time.

**Potential for Cognitive and Motor Impairment:** Somnolence was a commonly reported adverse event associated with RISPERDAL® treatment, especially when ascertained by direct questioning of patients. This adverse event is dose related. Patients should be cautioned about operating hazardous machinery, including automobiles, until they are reasonably certain that RISPERDAL® therapy does not affect them adversely.

**Priapism:** Rare cases of priapism have been reported.

**Thrombotic Thrombocytopenic Purpura (TTP):** A single case of TTP was reported in a 28-year-old female patient receiving RISPERDAL® in a large, open premarketing experience (approximately 1300 patients). She experienced jaundice, fever, and bruising, but eventually recovered after receiving plasmapheresis. The relationship to RISPERDAL® therapy is unknown.

**Antiemetic effect:** Risperidone has an antiemetic effect in animals; this effect may also occur in humans, and may mask signs and symptoms of overdosage with certain drugs or of conditions such as intestinal obstruction, Reye's syndrome, and brain tumor.

**Body Temperature Regulation:** Disruption of body temperature regulation has been attributed to antipsychotic agents. Caution is advised when prescribing for patients who will be exposed to temperature extremes.

**Suicide:** The possibility of a suicide attempt is inherent in schizophrenia, and close supervision of high risk patients should accompany drug therapy. **Use in Patients with Concomitant Illness:** Clinical experience with RISPERDAL® in patients with certain concomitant systemic illnesses is limited. Caution is advised in using RISPERDAL® in patients with diseases or conditions that could affect metabolism or hemodynamic responses.

Because of the risks of orthostatic hypotension and QT prolongation, caution should be observed in cardiac patients (See WARNINGS and PRECAUTIONS).

Increased plasma concentrations of risperidone and 9-hydroxyrisperidone occur in patients with severe renal impairment and in patients with severe hepatic impairment. A lower starting dose should be used in such patients.

## Information for Patients

Physicians are advised to consult full prescribing information to review issues to be discussed with patients for whom they prescribe RISPERDAL®.

## Laboratory Tests

No specific laboratory tests are recommended.

## Drug Interactions

The interactions of RISPERDAL® and other drugs have not been systematically evaluated. Given the primary CNS effects of risperidone, caution should be used when RISPERDAL® is taken in combination with other centrally acting drugs and alcohol.

RISPERDAL® may antagonize the effects of levodopa and dopamine agonists. Chronic administration of carbamazepine with risperidone may increase the clearance of risperidone.

Chronic administration of clozapine with risperidone may decrease the clearance of risperidone.

**Drugs that Inhibit Cytochrome P<sub>2</sub> and Other P<sub>2</sub> Isozymes:** Risperidone is metabolized to 9-hydroxyrisperidone by cytochrome P<sub>2</sub>, an enzyme that is polymorphic in the population and that can be inhibited by a variety of psychotropic and other drugs (See CLINICAL PHARMACOLOGY). Drug interactions that reduce the metabolism of risperidone to 9-hydroxyrisperidone would increase the plasma concentrations of risperidone and lower the concentrations of 9-hydroxyrisperidone. Analysis of clinical studies involving a modest number of poor metabolizers (n=70) does not suggest that poor and extensive metabolizers have different rates of adverse effects. No comparison of effectiveness in the two groups has been made.

In vitro studies showed that drugs metabolized by other P<sub>2</sub> isozymes, including 1A1, 1A2, 1IC9, MP, and 1IA4, are only weak inhibitors of risperidone metabolism.

**Drugs Metabolized by Cytochrome P<sub>2</sub>:** In vitro studies indicate that risperidone is a relatively weak inhibitor of cytochrome P<sub>2</sub>. Therefore, RISPERDAL® is not expected to substantially inhibit the clearance of drugs that are metabolized by this enzymatic pathway. However, clinical data to confirm this expectation are not available.

**Carcinogenesis, Mutagenesis, Impairment of Fertility**  
**Carcinogenesis:** Carcinogenicity studies were conducted in Swiss albino mice and Wistar rats. Risperidone was administered in the diet at doses of 0.63, 2.5, and 10 mg/kg for 18 months to mice and for 25 months to rats. These doses are equivalent to 2.4, 9.4 and 37.5 times the maximum human dose (16 mg/day) on a mg/kg basis or 0.2, 0.75 and 3 times the maximum human dose (mice) or 0.4, 1.5, and 6 times the maximum human dose (rats) on a mg/m<sup>2</sup> basis. There were statistically significant increases in pituitary gland adenomas, endocrine pancreas adenomas and mammary gland adenocarcinomas.

These findings are considered to be prolactin mediated. The relevance for human risk of the findings of prolactin-mediated endocrine tumors in rodents is unknown (See Hyperprolactinemia under PRECAUTIONS, GENERAL).

**Mutagenesis:** No evidence of mutagenic potential for risperidone was found.

**Impairment of Fertility:** Risperidone (0.16 to 5 mg/kg) was shown to impair mating, but not fertility, in Wistar rats in three reproductive studies at doses 0.1 to 3 times the maximum recommended human dose on a mg/m<sup>2</sup> basis.

## Pregnancy

**Pregnancy Category C:** There are no adequate and well-controlled studies in pregnant women.

RISPERDAL® should be used during pregnancy only if the potential benefit justifies the potential risk to the fetus.

## Labor and Delivery

The effect of RISPERDAL® on labor and delivery in humans is unknown.

## Nursing Mothers

It is not known whether or not risperidone is excreted in human milk. Women receiving RISPERDAL® should not breast feed.

## Pediatric Use

Safety and effectiveness in children have not been established.

## Geriatric Use

Clinical studies of RISPERDAL® did not include sufficient numbers of patients aged 65 and over to determine whether they respond differently from younger patients. In general, a lower starting dose is recommended for an elderly patient, reflecting a decreased pharmacokinetic clearance in the elderly, as well as a greater frequency of decreased hepatic, renal, or cardiac function, and a greater tendency to postural hypotension.

## ADVERSE REACTIONS

### Associated with Discontinuation of Treatment

Approximately 9% percent (244/2607) of RISPERDAL® (risperidone)-treated patients in phase 2-3 studies discontinued treatment due to an adverse event, compared with about 7% on placebo and 10% on active control drugs. The more common events (≥ 0.3%) associated with discontinuation and considered to be possibly or probably drug-related included: extrapyramidal symptoms, dizziness, hyperkinesia, somnolence, and nausea.

### Incidence in Controlled Trials

**Commonly Observed Adverse Events in Controlled Clinical Trials:** In two 6- to 8-week placebo-controlled trials, spontaneously-reported, treatment-emergent adverse events with an incidence of 5% or greater in at least one of the RISPERDAL® groups and at least twice that of placebo were: anxiety, somnolence, extrapyramidal symptoms, dizziness, constipation, nausea, dyspepsia, rhinitis, rash, and tachycardia.

Adverse events were also elicited in one of these two trials (i.e., in the fixed-dose trial comparing RISPERDAL® at doses of 2, 6, 10, and 16 mg/day with placebo) utilizing a checklist for detecting adverse events, a method that is more sensitive than spontaneous reporting. By this method, the following additional common and drug-related adverse events were present at least 5% and twice the rate of placebo: increased dream activity, increased duration of sleep, accommodation disturbances, reduced salivation, micturition disturbances, diarrhea, weight gain, menorrhagia, diminished sexual desire, erectile dysfunction, ejaculatory dysfunction, and orgasmic dysfunction.

The following adverse events occurred at an incidence of 1% or more, and were at least as frequent among RISPERDAL® treated patients treated at doses of ≤10 mg/day than among placebo-treated patients in the pooled results of two 6- to 8-week controlled trials: **Psychiatric Disorders:** insomnia, agitation, anxiety, somnolence, aggressive reaction. **Nervous System:** extrapyramidal symptoms\*, headache, dizziness. **Gastrointestinal System:** constipation, nausea, dyspepsia, vomiting, abdominal pain, saliva increased, toothache. **Respiratory System:** rhinitis, coughing, sinusitis, pharyngitis, dyspnea. **Body as a Whole:** back pain, chest pain, fever. **Dermatological:** rash, dry skin, seborrhea. **Infections:** upper respiratory. **Visual:** abnormal vision. **Musculo-Skeletal:** arthralgia. **Cardiovascular:** tachycardia.

\* Includes tremor, dystonia, hypokinesia, hypertonia, hyperkinesia, oculogyric crisis, ataxia, abnormal gait, involuntary muscle contractions, hyporeflexia, akathisia, and extrapyramidal disorders.

### Dose Dependency of Adverse Events

Data from two fixed dose trials provided evidence of dose-relatedness for extrapyramidal symptoms associated with risperidone treatment. These symptoms include: sleepiness, increased duration of sleep, accommodation disturbances, orthostatic dizziness, palpitations, weight gain, erectile dysfunction, ejaculatory dysfunction, orgasmic dysfunction, asthenia/lassitude/increased fatigability, and increased pigmentation.

**Vital Sign Changes:** RISPERDAL® is associated with orthostatic hypotension and tachycardia (See PRECAUTIONS).

**Weight Changes:** A statistically significantly greater incidence of weight gain for RISPERDAL® (18%) compared to placebo (9%).

**Laboratory Changes:** A between group comparison for 6- to 8-week placebo-controlled trials revealed no statistically significant RISPERDAL®/placebo differences in the proportions of patients experiencing potentially important changes in routine serum chemistry, hematology, or urinalysis parameters. Similarly, there were no RISPERDAL®/placebo differences in the incidence of discontinuations for changes in serum chemistry, hematology, or urinalysis. However, RISPERDAL® administration was associated with increases in serum prolactin (See PRECAUTIONS).

**ECG Changes:** The electrocardiograms of approximately 360 patients who received RISPERDAL® and 120 patients who received placebo in two double-blind, placebo-controlled trials were evaluated and revealed one finding of potential concern; i.e., 8 patients taking RISPERDAL® whose baseline QTc interval was less than 450 msec were observed to have QTc intervals greater than 450 msec during treatment (See WARNINGS). Changes of this type were not seen among about 120 placebo patients, but were seen in patients receiving haloperidol (3/126).

## Other Events Observed During the Pre-Marketing Evaluation of RISPERDAL®

During its premarketing assessment, multiple doses of RISPERDAL® (risperidone) were administered to 2607 patients in phase 2 and 3 studies and the following reactions were reported: (Note: frequent adverse events are those occurring in at least 1/100 patients; infrequent adverse events are those occurring in 1/100 to 1/1000 patients; rare events are those occurring in fewer than 1/1000 patients. It is important to emphasize that, although the events reported occurred during treatment with RISPERDAL®, they were not necessarily caused by it.)

**Psychiatric Disorders:** Frequent: increased dream activity\*, diminished sexual desire\*, nervousness. Infrequent: impaired concentration, depression, apathy, catatonic reaction, euphoria, increased libido, anhedonia. Rare: emotional lability, nightmares, delirium, withdrawal syndrome, yawning.

**Central and Peripheral Nervous System Disorders:** Frequent: increased sleep duration\*. Infrequent: dysarthria, vertigo, stupor, paraesthesia, confusion. Rare: aphasia, cholinergic syndrome, hypoesthesia, tongue paralysis, leg cramps, torticollis, hypotonia, coma, migraine, hyperreflexia, chorea-thetosis.

**Gastro-Intestinal Disorders:** Frequent: anorexia, reduced salivation\*. Infrequent: flatulence, diarrhea, increased appetite, stomatitis, melena, dysphagia, hemorrhoids, gastritis. Rare: fecal incontinence, eructation, gastroesophageal reflux, gastroenteritis, esophagitis, tongue discoloration, cholelithiasis, tongue edema, diverticulitis, gingivitis, discolored feces, GI hemorrhage, hematemesis.

**Body as a Whole/General Disorders:** Frequent: fatigue. Infrequent: edema, rigors, malaise, influenza-like symptoms. Rare: pallor, enlarged abdomen, allergic reaction, ascites, sarcoidosis, flushing.

**Respiratory System Disorders:** Frequent: hyperventilation, bronchospasm, pneumonia, sinder. Rare: asthma, increased sputum, aspiration.

**Skin and Appendage Disorders:** Frequent: increased pigmentation\*, photosensitivity\*. Infrequent: increased sweating, acne, decreased sweating, alopecia, hyperkeratosis, pruritus, skin excoriation. Rare: bullous eruption, skin ulceration, aggravated psoriasis, furunculosis, verruca, dermatitis/lichenoid, hypertrichosis, genital pruritus, urticaria.

**Cardiovascular Disorders:** Frequent: palpitation, hypertension, hypotension, AV block, myocardial infarction. Rare: ventricular tachycardia, angina pectoris, premature atrial contractions, T wave inversions, ventricular extrasystoles, ST depression, myocarditis.

**Vision Disorders:** Infrequent: abnormal accommodation, xerophthalmia. Rare: diplopia, eye pain, blepharitis, photopsia, photophobia, abnormal lacrimation.

**Metabolic and Nutritional Disorders:** Infrequent: hyponatremia, weight increase, creatine phosphokinase increase, thirst, weight decrease, diabetes mellitus. Rare: decreased serum iron, cachexia, dehydration, hypokalemia, hypoproteinemia, hyperphosphatemia, hypertriglyceridemia, hyperuricemia, hypoglycemia.

**Urinary System Disorders:** Frequent: polyuria/polydipsia\*. Infrequent: urinary incontinence, hematuria, dysuria. Rare: urinary retention, cystitis, renal insufficiency.

**Musculo-Skeletal System Disorders:** Infrequent: myalgia. Rare: arthrosis, synostosis, bursitis, arthritis, skeletal pain.

**Reproductive Disorders, Female:** Frequent: menorrhagia\*, orgasmic dysfunction\*, dry vagina\*. Infrequent: nonpuerperal lactation, amenorrhea, female breast pain, leukorrhea, mastitis, dysmenorrhea, female perineal pain, intermenstrual bleeding, vaginal hemorrhage.

**Liver and Biliary System Disorders:** Infrequent: increased SGOT, increased SGPT. Rare: hepatic failure, cholestatic hepatitis, cholecystitis, cholelithiasis, hepatitis, hepatocellular damage.

**Platelet, Bleeding and Clotting Disorders:** Infrequent: epistaxis, purpura. Rare: hemorrhage, superficial phlebitis, thrombophlebitis, thrombocytopenia.

**Hearing and Vestibular Disorders:** Rare: tinnitus, hyperacusis, decreased hearing.

**Red Blood Cell Disorders:** Infrequent: anemia, hypochromic anemia. Rare: normocytic anemia.

**Reproductive Disorders, Male:** Frequent: erectile dysfunction\*. Infrequent: ejaculation failure.

**White Cell and Resistance Disorders:** Rare: leukocytosis, lymphadenopathy, leucopenia, Pelger-Huet anomaly.

**Endocrine Disorders:** Rare: gynecomastia, male breast pain, antidiuretic hormone disorder.

**Special Senses:** Rare: bitter taste.

\* Incidence based on elicited reports.

**Postintroduction Reports:** Adverse events reported since market introduction which were temporally (but not necessarily causally) related to RISPERDAL® therapy, include the following: anaphylactic reaction, angioedema, apnea, atrial fibrillation, cerebrovascular disorder, diabetes mellitus aggravated, including diabetic ketoacidosis, intestinal obstruction, jaundice, mania, pancreatitis, Parkinson's disease aggravated, pulmonary embolism. There have been rare reports of sudden death and/or cardiopulmonary arrest in patients receiving RISPERDAL®. A causal relationship with RISPERDAL® has not been established. It is important to note that sudden and unexpected death may occur in psychotic patients whether they remain untreated or whether they are treated with other antipsychotic drugs.

## DRUG ABUSE AND DEPENDENCE

**Controlled Substance Class:** RISPERDAL® (risperidone) is not a controlled substance.

For information on symptoms and treatment of overdosage, see full prescribing information.

More detailed professional information is available upon request.

© Janssen Pharmaceutica, Inc. 1998

US Patent 4,804,663

June 1997, November 1997

7503215