

June
1988

The Journal of Laryngology and Otology



Founded in 1887 by Morell Mackenzie & Norris Wolfenden

Edited by JOHN B. BOOTH

Assistant Editors DAVID WRIGHT, NEIL WEIR, PATRICK BEASLEY & CAROL WENGRAF

Adviser in Pathology IMRICH FRIEDMANN

Vol 102
No 6

The Journal of Laryngology and Otology

(Founded in 1887 by MORELL MACKENZIE and NORRIS WOLFENDEN)

EDITOR

JOHN B. BOOTH

ASSISTANT EDITORS

DAVID WRIGHT, NEIL WEIR, PATRICK BEASLEY AND CAROL WENGRAF

INSTRUCTIONS FOR AUTHORS

1. Original articles which have not been published elsewhere are invited and should be sent to the Editor. They are considered for publication on the understanding that they are contributed to this *Journal* solely. Reproduction elsewhere, in whole or in part, is not permitted without the previous written consent of the Author and Editor and the customary acknowledgement must be made. Normally an original main article should not exceed 7500 words.

Longer articles or theses will be considered for publication as *Supplements*, at the expense of the authors or their employing authorities.

2. Manuscripts should be typewritten in duplicate on one side only of the paper (A4 297 × 210 mm) and double spaced, with wide margins.

Begin each component on a new page in the following sequence: title page, abstract, text, acknowledgements, references, tables and legends.

(a) **Abstract**—This should contain not more than 150 words and include a statement of the problem, the method of study, results and conclusions; a 'summary' section should *not* be included in the main manuscript.

(b) **Text**—Suggested outline—(1) introduction, (2) materials and methods, (3) results, (4) discussion, (5) conclusion.

(c) **Tables** are adjuncts to the text and should not repeat material already presented.

(d) **Illustrations** should be of sufficient size that when reduced for publication, the features are still clearly visible, indicators such as arrows must remain clearly identifiable and that labelling is still legible. Reproductions of X-rays, photomicrographs, CT scans, etc. should ideally be trimmed before submission; alternatively an overlay or other copy should also be provided giving an indication of what reduction of the margins would be acceptable to the author.

Written permission from both senior author and publisher must be provided to the *Journal* in order to republish materials with copyright elsewhere.

(e) **Measurements** must be in metric units, with *Système Internationale* (SI) equivalents given in parentheses.

(f) **References**—For *Journal* articles, The Harvard system of recording references should be used, e.g. Green, C. and Brown, D. (1951). The tonsil problem. *Journal of Laryngology and Otology* 65: 33–38. A paper written by more than two authors should be abbreviated in the text, e.g. Green *et al.* 1951, but *all* the authors should be given in the list of references. The titles of all *Journals* should be given without abbreviation. **References should be listed in alphabetical order**; use of the Vancouver system will *not* be accepted.

For single-author books, the following style should be used: Green, C. (1951). *The tonsil problem*, 2nd edn., vol. 1, Headley Brothers Ltd., Ashford, Kent, 98 pp.

For papers in multi-author books with one or more editors, the reference should be recorded as follows: Brown, D. (1951). In *Diseases of the Ear, Nose and Throat* (White, A. and Black, B., eds.), pp. 33–38, Headley Brothers Ltd., Ashford, Kent.

It is most important that authors should verify personally the accuracy of every reference before submitting a paper for publication. The names of authors cited in the References should be given in alphabetical order.

(g) **Meetings**—If the manuscript was presented at a meeting, the place where it was held, and the date on which it was read must be included and should appear at the foot of the title page.

(h) **Financial disclosures**—In the submission letter to the Editor, the authors must list all affiliations with or financial involvement in, organizations or entities with a direct financial interest in the subject matter or material of the research discussed in the manuscript.

3. Page proofs are sent to authors for corrections, which should be kept to a minimum; they must be clearly marked, and no extra matter added. Proofs should be returned within 5 days. Coloured illustrations will be charged to authors, unless a special grant is authorized by the Editor.

4. Orders for reprints must be sent when returning page proofs, and for this purpose special forms are supplied.

5. Editorial communications may be addressed to **The Editor, Journal of Laryngology and Otology, c/o Headley Brothers Ltd., The Invicta Press, Ashford, Kent TN24 8HH.**

6. **The annual subscription is £50 (fifty pounds sterling) post free; U.S.A. \$123 post free, and payable in advance.**

7. Single copies of current or back numbers (when available) will be on sale at £10 each (including postage).

8. All subscriptions, advertising and business communications should be sent to the publishers, or subscription agents.

HEADLEY BROTHERS LTD,
THE INVICTA PRESS, ASHFORD, KENT.

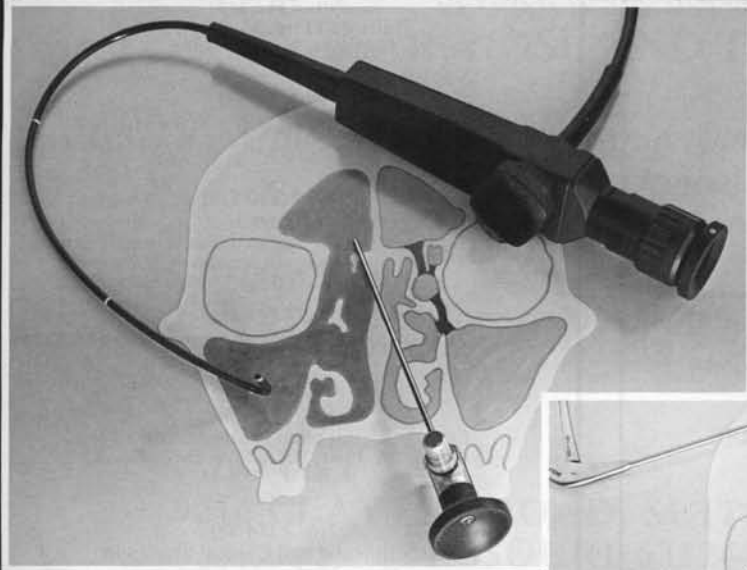
© *Journal of Laryngology and Otology Ltd., 1988*

ISSN 0022-2151

Second class postage paid Rahway, N.J.

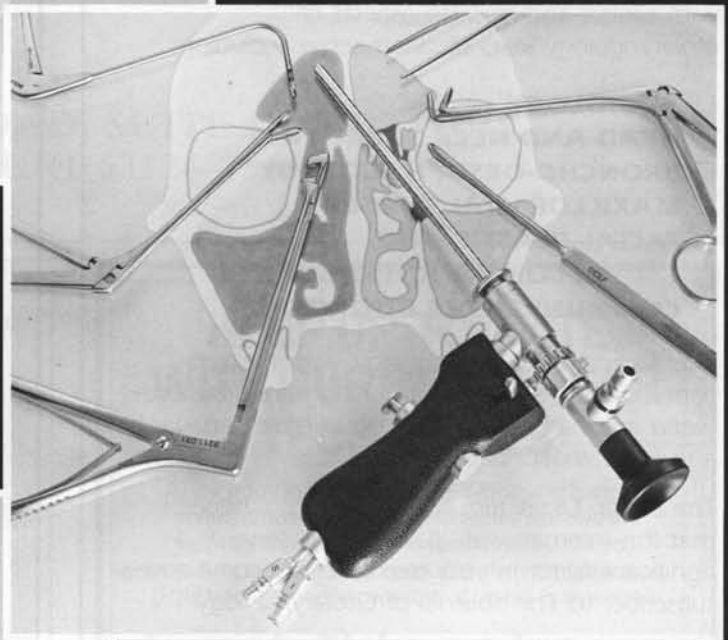
Postmaster: Send address corrections to The Journal of Laryngology and Otology, c/o Mercury Airfreight International Ltd. Inc., 10B Englehard Avenue, Avenel, N.J. 07001.

Sinus Problems? Here's the Solution!



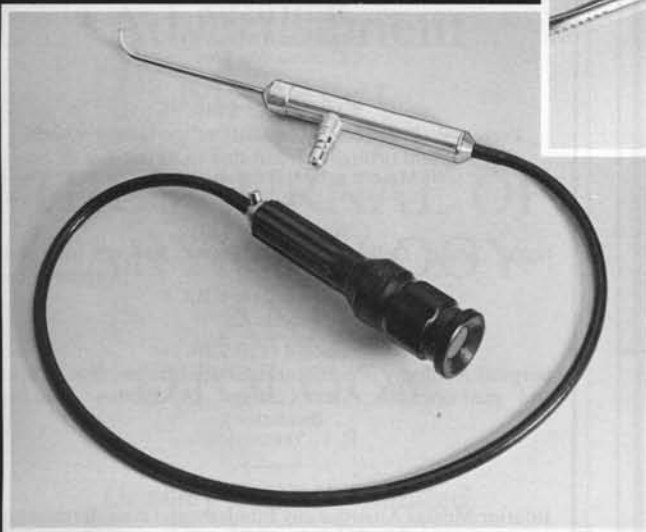
1. Diagnosis

*Universal Endoscope
Flexible Nasopharyngoscope*



2. Operation

*The Unique Wigand
Instrument Set*



3. Postoperative examination and follow-up

*The Semiflexible
Sinusscope*

Contact us for details:

**RICHARD
WOLF**



**RICHARD WOLF UK LTD
P.O. BOX 47 MITCHAM
SURREY CR4 4TT**

Telephone: 01-640-3054 · Telex: 886329

G 003/11.87

The Journal of Otolaryngology

...the official "voice" of

The Canadian Society of Otolaryngology Head and Neck Surgery

is published in February, April, June,
August, October and December

Established in 1972, The Journal of Otolaryngology publishes original papers dealing with clinical and research aspects of otolaryngology in its broadest sense, including:

- AUDIOLOGY**
- HEAD AND NECK SURGERY**
- BRONCHO-OESOPHAGOLOGY**
- MAXILLOFACIAL SURGERY**
- FACIAL PLASTIC AND RECONSTRUCTIVE SURGERY**
- COMMUNICATIVE DISORDERS**

The Journal of Otolaryngology, with thirteen corresponding editors contributing from around the world and half of its circulation outside Canada, is a truly international publication.

The Editor, Derek Birt, M.B., of Toronto, hopes that this international "flavour" will serve as a significant factor in your decision to become a new subscriber to The Journal of Otolaryngology.

Subscription Rates: \$75.00 U.S. per year
Back Issues available at \$15.00 each plus postage

TO: Circulation Manager, The Journal of
Otolaryngology
P.O. Box 280, Station A,
Islington, Ontario, Canada M9A 4X2

I enclose a cheque for \$ _____
to cover _____ subscription(s) to
The Journal of Otolaryngology.

NAME: _____

ADDRESS: _____

(Please print or type)

The Journal of Laryngology and Otology SUPPLEMENTS

No. 2 (£7 \$14)
Traité de l'Organe de L'Ouïe
NEHEMIA ASHERSON, M.A., M.B.B.S., F.R.C.S.

No. 3 (£4 \$8)
The ENT Surgeon Looks at the Orbit
D. F. N. HARRISON, M.D., M.S., F.R.C.S., (Hon) F.R.A.C.S.

No. 4 (£10 \$20)
Tinnitus
Proceedings of the First International Tinnitus Seminar
Chairman: ABRAHAM SCHULMAN, M.D.

No. 5 (£4 \$8)
20 YEARS EXPERIENCE WITH HOMOGRAFTS IN EAR SURGERY
CHRISTIAN BETOW

No. 6 (£4 \$8)
Laryngology applied to singers and actors
NORMAN A. PUNT, F.R.C.S., E.D., M.R.C.S.,
L.R.C.P., D.L.O.

No. 7 (£4 \$8)
Experimental and Clinical Studies in
Otitis Media with Effusion
JAMSHEED A. KHAN

No. 8 (£5 \$10)
Proceedings of the Sixth British Academic
Conference in Otolaryngology
Edited by JOHN BALLANTYNE and JOHN BOOTH

No. 9 (£20 \$25)
Proceedings of the Second International
Tinnitus Seminar
Chairman: ABRAHAM SCHULMANN, M.D.

No. 11 (£7 \$14)
Forensic Audiology
CHUANG WEI PING

No. 12 (£7 £14)
Preteptal (Periorbital) Cellulitis subperiosteal abscess
and orbital cellulitis due to sinusitis
J. R. MALONEY, N. J. BADHAM AND A. McRAE

No. 13 (£10 \$20)
Nasal Mast Cells: a Preliminary Report on their
Ultrastructure
A. B. DRAKE-LEE, F.R.C.S.

No. 14 (£10 \$20)
Surgical Anatomy of Structures adjacent to the thyroid apex
and post-operative voice change (A Review including
dissection).
K. L. YERZINGATSIAN

No. 15 (£15.00 \$30.00)
Inferior Meatal Anstrostomy Fundamental considerations of
Design and Function
VALERIE JOAN LUND

Obtainable from
HEADLEY BROTHERS LTD
The Invicta Press, Ashford, Kent

THE LARYNGOSCOPE

A Monthly Journal
devoted to the disease of
EAR, NOSE AND THROAT

*Official organ for the American Laryngological
Rhinological and Otological Society*

Price \$80.00 per year

Canada \$100.00 per year

Foreign \$100.00 per year

ESTABLISHED 1896

GERSHON J. SPECTOR
EDITOR

9216 CLAYTON ROAD, SUITE 18, ST. LOUIS,
MISSOURI 63124-1561

*For Advertisement Rates and Space in
this Journal*

apply to the

**Advertisement
Manager**

**THE JOURNAL OF
LARYNGOLOGY
AND
OTOLOGY**

Headley Brothers Limited
The Invicta Press
Ashford · Kent TN24 8HH
Tel: (0233) 23131

KEEP UP-TO-DATE WITH CURRENT LASER TECHNIQUES

A new book in the *Laser in Medicine and Surgery* series is now available. This series reviews the applications of lasers in various specialities, providing authoritative accounts of current practice. Little background knowledge of lasers is assumed.

Lasers in Otolaryngology
Edited by **J A S Carruth** and **G T Simpson**

This book provides an up-to-date account of medical laser usage in otolaryngology.

The use of medical lasers has escalated within the past decade and one of the disciplines in which their use has become firmly established is otolaryngology.

This book presents a state of the art account of when and how lasers should and should not be used within this discipline, by acknowledged experts in the various fields from both sides of the Atlantic. There is also full coverage of laser physics, medical laser safety and 'laser-safe' anaesthesia.

May 1988 240 × 159 200 pages Hb 0 412 309408 £25.00

This book may be obtained from your usual bookshop. In case of difficulty please write to the address below or telephone the Order Department on 0264 332424.



CHAPMAN AND HALL
11 New Fetter Lane, London EC4P 4EE

when vertigo puts them in a spin

"The first attack of Ménière's disease may be monosymptomatic, with sudden, prolonged vertigo without deafness or tinnitus."¹



Serc[®] 
betahistine

tackles the symptoms by treating the cause

Presentation

White tablets containing 8mg betahistine dihydrochloride. Available in packs of 120 tablets. Basic NHS price £12.88.

Indications

Vertigo, tinnitus and hearing loss associated with Ménière's syndrome.

Dosage and Administration

Adults: Initially two tablets three times daily, taken preferably with meals.

Maintenance dose: 3-6 tablets daily.

Children: No dosage recommendations are made for children.

Contra-indications, Warnings, etc.

Contra-indications: Phaeochromocytoma.

Precautions: Clinical intolerance to Serc in bronchial asthma patients has not been shown, but caution should be exercised when administering this histamine analogue to bronchial asthma patients. Interaction between Serc and antihistamines is theoretically possible, but no

reports have been received. The usual precautions should be observed when administering Serc to patients in pregnancy.

Side effects: There have been a small number of reports of gastric upset.

Product Licence Number
0512/0076.

Reference:

1. Venna, N., *Geriatric Med.*, 1986, September, 17-22

duphar

Further information is available from: Duphar Laboratories Limited, Gaters Hill, West End, Southampton SO3 3JD. Tel: 0703 472281.