

# The Canadian Journal of Neurological Sciences

# Le Journal Canadien des Sciences Neurologiques



- **Neuropathology of heart transplantation** 291
- **Adrenal transplants in Parkinson's disease: PET studies** 305
- **Locomotion in spastic paraparesis** 315
- **HTLV-1 associated myelopathy** 330
- **Table of Contents** page iii

**XXVth Canadian Congress of  
Neurological Sciences  
June 26 - 30, 1989  
Banff, Alberta**

## **The Official Journal of**


The Canadian Neurological Society  
The Canadian Neurosurgical Society  
The Canadian Society of Clinical Neurophysiologists  
The Canadian Association for Child Neurology





*To the parkinsonian patient,  
the little things in life make all the difference*




*Add*  
**PARLODEL<sup>®</sup>**   
(bromocriptine mesylate)  
*Because quality  
of life is the issue*

For brief prescribing  
information see page xviii







## LIFE WITH SPASTICITY DOESN'T HAVE TO BE AN OCCUPATIONAL HAZARD.

To the patient with spasticity daily living is often distressing – sometimes hazardous. LIORESAL (baclofen) is one of the most effective agents for the treatment of spasticity associated with Multiple Sclerosis and spinal cord injury / disease and, unlike diazepam, oversedation is rarely a problem.<sup>(1,2,3,4)</sup> Help your patient experience a less hazardous daily life.

**LIORESAL<sup>®</sup>**  
(Baclofen)  
For Spasticity

**Geigy**  
Mississauga, Ontario

PAAB  
L23P  
G-8895





Table of Contents

ORIGINAL ARTICLES

Neuropathology of heart transplantation  
*L.C. Ang, J.M. Gillett and J.C.E. Kaufmann* ..... 291

Trends in Blood Pressure, Osmolality and Electrolytes after Subarachnoid Hemorrhage from Aneurysms  
*Lew Disney, Bryce Weir, Michael Grace and Paul Roberts* ..... 299

PET Studies of Parkinsonian Patients Treated with Autologous Adrenal Implants  
*M. Guttman, R.S. Burns, W.R.W. Martin, R.F. Peppard, M.J. Adam, T.J. Ruth, G. Allen, R.A. Parker, N.B. Tulipan and D.B. Calne* ..... 305

Regional Metal Concentrations in Parkinson's Disease, Other Chronic Neurological Diseases and Control Brains  
*Ryan J. Uitti, A.H. Rajput, B. Rozkilsky, M. Bickis, T. Wollin and W.K. Yuen* ..... 310

The Effects of Body Weight Support in the Locomotor Pattern of Spastic Paretic Patients  
*M. Visintin and H. Barbeau* ..... 315

Multiple Electrodes for Detecting Spikes in Partial Complex Seizures  
*R. Mark Sadler and John Goodwin* ..... 326

HTLV-1 Associated Myelopathy in Canada  
*Christopher Power, Brian G. Weinshenker, Gregory A. Dekaban, G.C. Ebers, Gordon S. Francis and George P.A. Rice* ..... 330

Pediatric Head Injury Caused by Off-Road Vehicle Accidents  
*E.R. Cardoso and Alexander Pyper* ..... 336

Pre- and Post-Ischemic Administration of Dizocilpine (MK-801) Reduces Cerebral Necrosis in the Rat  
*M.R. Rod and R.N. Auer* ..... 340

Multiple Intra-Cranial Hemorrhages after Carotid Endarterectomy  
*Ashfaq Shuaib, K. Michael Hunter and Melvin A. Anderson* ..... 345

Pure Motor Stroke due to Vertebral Artery Dissection  
*Stephen J. Phillips, William J. Maloney and Jean Gray* ..... 348

Distal Sciatic Nerve Compression by a Popliteal Artery Aneurysm  
*Yves Beaudry, John D. Stewart and Lee Errett* ..... 352

Chronic Aseptic Meningitis in a Patient with Systemic Lupus Erythematosus  
*Marcelo Elias Lancman, Hripsime Mesropian and Rubens Jorge Granillo* ..... 354

Cystic Schwannoma of the Brainstem  
*Denis Ladouceur, Denis Bergeron, Jacques B. Lamarche and Lucie Lamontagne* ..... 357

VIEWPOINT

Routine Screening of Blood and Urine for Severe Anticonvulsant Reactions in Asymptomatic Patients is of Doubtful Value  
*Prepared by a Committee of the Canadian Association for Child Neurology* ..... 361

Commentary

Screening of the Epileptic Patient - Is it worth the trouble?  
*Robert H.A. Haslam and Gideon Koren* ..... 363

CORRESPONDENCE

A Cross Canada Survey of Neurologists on Controversial Issues in Epilepsy Management  
*M.W. Jones and J. Bruni* ..... 365

Periodic Complexes in Creutzfeldt Jakob Disease and Sleep  
*M.B.M. Sundaram and G.B. Young* ..... 365

Young Age Parkinsonism and Common Drugs  
*R.T. Ross* ..... 366

BOOK REVIEWS ..... 368

NOTES AND ANNOUNCEMENTS ..... 372

CALENDAR OF EVENTS ..... 373

INSTRUCTIONS TO AUTHORS ..... xvii

ADVERTISERS INDEX ..... xxi



## Counterpoint<sup>TM</sup> EMG/EP. The Powerful Partnership.

Dantec's special 40 year partnership with leading electromyographers the world over has consistently produced superior EMG/EP technologies.

Now Counterpoint offers a powerful array of software applications for the toughest tasks, including a practical power spectrum tool and a new generation of jitter analysis.

We shortened patient examination time. And ensure accurate results, too. By enhancing Counterpoint with the

most powerful signal processor and highest quality components available.

Yet surprisingly, Counterpoint is easy to use and compact, making it ideal for clinics. Even data is formatted for convenient storage in an IBM PS/2\* environment.

Dantec promises comprehensive support, with a nationwide sales and service network that provides training, applications support and a fast response to all customer calls.

Counterpoint is a trademark of Dantec A/S  
\*Trademark of IBM Corporation

For more details, talk to the EMG/EP specialists at Dantec. Call us at (416) 298-2091 in Ontario.



### DANTEC

Dantec Electromedical and Scientific Equipment Ltd.  
140 Shorting Road,  
Scarborough, Ontario  
M1S 3S6, Canada  
Telefax: (416) 298-5704





**Editor/Rédacteur en chef** Robert G. Lee *Calgary*  
**Associate Editors/Rédacteurs associés** Yves Lamarre *Montreal* Harvey B. Sarnat *Calgary*  
Terry Picton *Ottawa* Bryce Weir *Edmonton*  
**Founding Editor/Fondateur-rédacteur** Robert T. Ross *Winnipeg*  
**Book Review Editor/Rédacteur de critiques de livres** T. Peter Seland *Calgary*  
**Managing Editor/Adjoint administratif** Sally A. Gregg *Calgary*

**Editorial Board/Conseil Scientifique**

Albert J. Aguayo <i>Montreal</i>	Morton Low <i>Vancouver</i>
Henry J.M. Barnett <i>London</i>	Thomas J. Murray <i>Halifax</i>
Larry Becker <i>Toronto</i>	Jean Reiher <i>Sherbrooke</i>
Paul Bédard <i>Quebec</i>	Leo P. Renaud <i>Montreal</i>
Donald Calne <i>Vancouver</i>	Richard Riopelle <i>Kingston</i>
Pierre Duquette <i>Montreal</i>	Matthew W. Spence <i>Halifax</i>
George Ebers <i>London</i>	Richard Stein <i>Edmonton</i>
John Girvin <i>London</i>	John Stewart <i>Montreal</i>
Richard Leblanc <i>Montreal</i>	Charles Tator <i>Toronto</i>
William J. Logan <i>Toronto</i>	Simon Verret <i>Quebec</i>

**Publications Committee/Comité de Rédaction**

William F. Brown <i>Toronto</i>	Warren Blume <i>London</i>
Terry Myles <i>Calgary</i>	John Tibbles <i>Halifax</i>

**The Official Journal of:/La Revue Officielle de:**

**The Canadian Neurological Society  
La Société Canadienne de Neurologie**

President/Président — Donald W. Paty  
Secretary-Treasurer/ — William McCormick,  
Secrétaire-Trésorier Box 2148, Dickson Centre,  
Victoria General Hospital,  
Halifax, Nova Scotia  
B3H 2Y9

**The Canadian Society of Clinical Neurophysiologists  
La Société Canadienne de Neurophysiologie Clinique**

President/Président — Werner J. Becker  
Secretary-Treasurer/ — W. Pryse-Phillips,  
Secrétaire-Trésorier Memorial University,  
Health Sciences Centre  
St. John's, Newfoundland  
A1B 2V6

**The Canadian Neurosurgical Society  
La Société Canadienne de Neurochirurgie**

President/Président — Bryce K.A. Weir  
Secretary-Treasurer/ — Harold Hoffman  
Secrétaire-Trésorier Hospital for Sick Children  
555 University Avenue  
Suite 1504  
Toronto, Ontario  
M5G 1X1

**The Canadian Association for Child Neurology  
L'Association Canadienne de Neurologie Pédiatrique**

President/Président — Peter Humphreys  
Secretary-Treasurer/ — Daniel Keene,  
Secrétaire-Trésorier 1929 Russell Road  
Suite 218  
Ottawa, Ontario  
K1G 4G3

The permanent secretariat for the 4 societies and the Canadian Congress of Neurological Sciences is at/  
Le secrétariat des 4 associations et du Congrès Canadien des Sciences Neurologiques est situé en permanence à:  
P.O. Box 4220, Station C, Calgary, AB Canada T2T 5N1 — (403) 229-9544

The Canadian Journal of Neurological Sciences is published quarterly. The annual subscription rate is \$48 for Canada, \$48US for USA and elsewhere. Residents, Interns, Pre- and Post-Doctoral Students \$24 per annum. Single copies \$15 each. All manuscripts and communications should be sent to: Canadian Journal of Neurological Sciences, P.O. Box 4220, Station C, Calgary, AB Canada T2T 5N1. Courier to: 117C-1330-15 Avenue, S.W., Calgary, AB Canada T3C 3N6. Telephone (403) 229-9575. COPYRIGHT© 1989 by THE CANADIAN JOURNAL OF NEUROLOGICAL SCIENCES INC. No part of this journal may be reproduced in any form without the prior permission of The Canadian Journal of Neurological Sciences. Mailed under second class registration number 3307. Postage paid at Calgary, Alberta. This journal is indexed by *Index Medicus, Excerpta Medica and Current Contents — Clinical Practice and Life Sciences, The Genuine Article.*

Le Journal Canadien des Sciences Neurologiques est publié trimestriellement. L'abonnement annuel est de 48 \$ au Canada et 48 \$US pour les Etats Unis et ailleurs. Internes, résidents, fellows pré et post doctoral: 24 \$ par année. Copie simple: 15 \$ Toutes les communications et les manuscrits doivent être adressés à Journal Canadien des Sciences Neurologiques, P.O. Box 4220, Station C, Calgary, AB Canada T2T 5N1. Par courrier: 117C-1330-15 Avenue S.W., Calgary, AB Canada T3C 3N6. (403) 229-9575

DROITS D'AUTEUR© 1989: THE CANADIAN JOURNAL OF NEUROLOGICAL SCIENCES INC. Aucune partie de ce Journal ne peut être reproduite, sous quelque forme que ce soit, sans la l'autorisation du Journal Canadien des Sciences Neurologiques. Posté sous permis de deuxième classe no 3307. Port payé à Calgary, Alberta. Le Journal est cité et indexé dans *Index Medicus, Excerpta Medica et Current Contents — Clinical Practice et Life Sciences, The Genuine Article.*

**Advertising representative/Représentant de publicité** Reach Media Sales,  
176 Wheeler Ave., Toronto, Ontario, Canada M4L 3V4 — 416-699-8207

**Printer/Imprimeur** McAra Printing Limited, 105, 2507 - 12th Street N.E., Calgary, Alberta T2E 7L5

ISSN 0316 - 1671



Vous pouvez maintenant diminuer les fluctuations quotidiennes dans les niveaux plasmatiques responsables d'effets secondaires gênants reliés aux pics. Adoptez le nouveau Tegretol CR.<sup>1,2,3,4,5</sup>

Tegretol CR est la première formulation de carbamazépine à libération contrôlée, de sorte qu'il procure des niveaux sanguins plus constants et cela d'une manière plus fiable que le Tegretol conventionnel. Cet effet régulateur du Tegretol CR peut contribuer à produire un type plus stable de

fonction cognitive.<sup>3</sup>

En outre, la posologie b.i.d. commode du Tegretol CR améliore l'observance. Les comprimés à 200 mg et 400 mg sont facilement divisibles pour faciliter le titrage.

Les épileptiques peuvent enfin bénéficier d'une excellente tolérabilité sans perte d'efficacité anticonvulsive.

Pour atténuer le problème des effets secondaires indésirables, adoptez le Tegretol CR.

**TEGRETOL® CR**  
carbamazépine USP

La tolérabilité peut faire toute la différence.

**Geigy**  
Mississauga, Ontario  
LSN 2W5

PAAB  
CCPP

G-88058F





# Concerto<sup>TM</sup>

## 16-32 Channel Quantitative EEG and EP System...

The Dantec Concerto is a new EEG/EP system that combines the simplicity of traditional equipment with all the advantages of quantitative EEG and EP.

Concerto's innovative ways of data acquisition, display, analysis and storage allow you to perform highly sensitive and more efficient examinations.

Concerto records up to 32 channels of EEG, EP or supplementary data. All traces are displayed with the same appearance as conventional recordings.

Approaching "paperless" EEG Concerto allows you to select any significant segment for printing on the unique strip chart printer.

Evoked Potentials are recorded from routine single channel to sophisticated 32-channel short latency and cognitive EP's.

Concerto's powerful processing capabilities offer total user-flexibility during recording and interpretation. Its many advantages include: Montage re-definition, digital filtering of all EEG/EP data, test annotation for quick location of data or auto-paging to rapidly scan through the record, flexible protocols for preset testing or modified protocols for detailed control, video monitoring for correlation of clinical and electrographic events.

Concerto allows you to create your own statistical files for comparisons between a patient and a group, or between two groups, as well as mapping to visualize distribution of statistical results or power spectra or amplitudes of any epoch length or combination of epochs.

For more details, talk to the EEG/EP specialist at Dantec. Call us at (416) 298-2091 in Ontario.

**Dantec Electromedical and Scientific Equipment Ltd.**  
**140 Shorting Road**  
**Scarborough, Ontario**  
**M1S 3S6, Canada**  
**Telefax: (416) 298-5704**



# DANTEC

INNOVATIONS IN TUNE WITH MEDICINE



# For relief from the searing pain of herpes zoster.

The indescribable pain associated with herpes zoster is enough to drive some sufferers to suicide.<sup>1</sup> As a doctor, you've had to stand by helplessly because there has been little you could offer as relief.

Until now.

Current evidence suggests that capsaicin renders the skin insensitive to pain by depleting

and preventing reaccumulation of substance P in peripheral sensory neurons.

Zostrix<sup>®</sup> cream offers temporary relief of the neuralgia associated with and following episodes of herpes zoster infections. It is non-addictive, non-psychoactive and does not interact with systemic medications commonly prescribed for geriatric patients.

For optimal response, patient compliance to physician-directed therapy is vital.

Product monograph and case reports available from GenDerm Canada.

For immediate information call the GenDerm "pain hotline" collect: (514) 738-1808.

A standard of therapy for  
postherpetic neuralgia



**GENDERM**

GenDerm Canada Inc.  
355 McCaffrey  
Montréal, Québec H4T 1Z7  
® Registered trademark.

1. The Practice of Dermatology 1988  
Richard L. Dobson, M.D.  
Donald C. Abele, M.D.







## NeuroScope™ EP Technology at Your Fingertips.

Just one touch will convince you that the **NeuroScope** is superior to conventional Evoked Potentials Systems. The unique TouchScreen control makes **NeuroScope** extremely quick and easy to operate. **No complex keyboard commands or mnemonics to memorize.** Learn in the morning - operate it in the afternoon.

**NeuroScope** is designed to meet the diverse needs of the physician and clinician. It can be configured for either 2 or 4 channels Auditory, Visual and Somatosensory evoked potentials testing and monitoring (OR, ICU etc.).

**NeuroScope** offers a powerful range of software applications including OR monitoring software for EEG/CSA and EP. All VEP, AEP and SEP stimulator functions are software generated, giving the flexibility to include new tests as rapidly as they are developed.

**NeuroScope** gives you a highly efficient way of performing your patient testing. All record keeping and filing of patient data are automatic. Programmable protocols allow you to customize test procedures for individual laboratory requirements. The built-in silent printer provides you with a

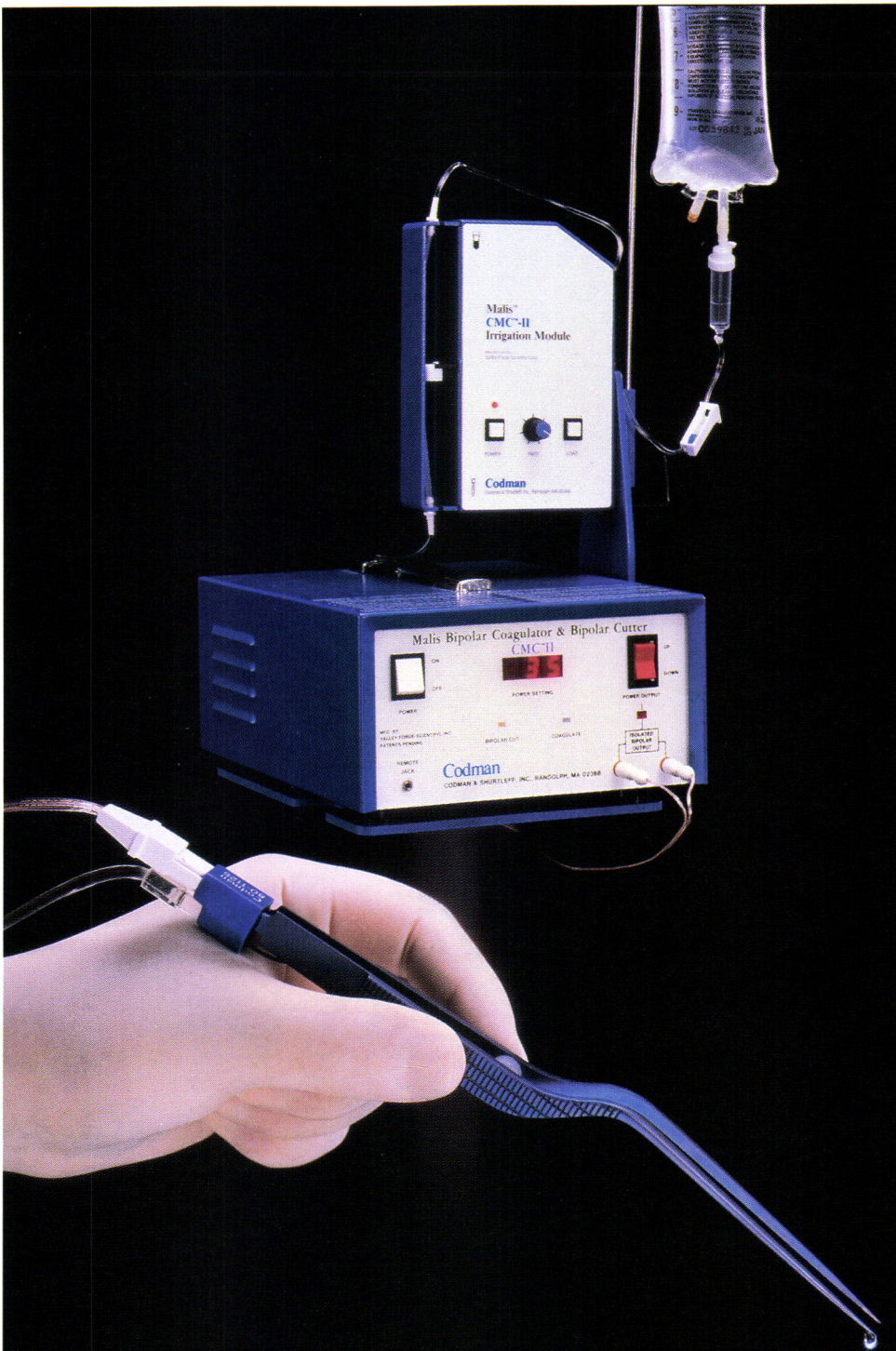
complete printout of test results and administrative data.

For more details, call the Evoked Potential specialists at Dantec.



**DANTEC**  
DANTEC Electromedical &  
Scientific Equipment Ltd.  
140 Shorting Road,  
Scarborough  
Ontario M1S 3S6, Canada  
Telephone: (416) 298 2091  
Telefax: (416) 298 5704





Irrigation,  
Coagulation,  
Cutting.

Now the  
Malis\* CMC™-II  
System  
has it all.

Now you can add the benefits of flow-controlled irrigation to the smooth, clean coagulation of the Malis CMC-II Bipolar Coagulator.

The new Malis CMC-II Irrigation Module delivers sterile saline exactly when and where you want it through the Malis Irrigation Forceps.

Add these to the many other features of the Malis System, such as its exclusive computer-generated aperiodic waveform that reduces

tissue charring and vessel perforation; the precision bipolar cutting and coagulating forceps; and our sterile, disposable bipolar cord.

Your Codman representative will be glad to demonstrate the components of the versatile Malis CMC-II Bipolar System. Call toll free: Ontario 1-800-461-7693, all other provinces 1-800-461-7664/ Fax 705-743-0543. Codman Canada, Peterborough, Ontario K9J 7X2.

\* Registered trademark of Leonard I. Malis, M.D.  
©1989 Codman Canada

**Codman**  
a Johnson & Johnson company



# Nihon Kohden Set The Standards In EEG And Sleep...

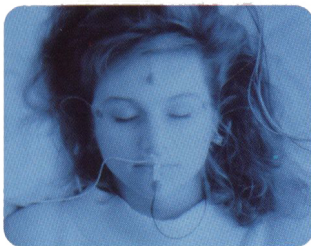


## Then Advanced Them.

As the world leader in EEG, Nihon Kohden has one challenge—to keep getting better. That's why our new 4400 Series Neurofax EEG not only has the microprocessor technology, ease of operation and comprehensive CRT display which revolutionized EEG, it also incorporates features never before available. With the 4400 you get a larger, swivel-based CRT, Automatic Pen Damping and Auto Run capability. Electrode impedances are printed directly onto the record in the "10/20" head-display pattern, and they can be checked at the input box or the CRT. All this and more is in a smaller, lighter package which offers you 18 or 21 channels of reliable Nihon Kohden performance.

Neurofax EEGs also expand easily and economically to sleep systems whenever your needs require polysomnography. Additional amp conditioning gives quick access for customizing your sleep programs or other specialized recordings.

If you haven't seen the newest Nihon Kohden Neurofax systems, then you haven't seen the newest standards in EEG performance, ease of use and cost-effectiveness. Call today for more information to (800) 325-0283, (800) 423-2078 in California or (800) 443-2406 in Canada. Or write Nihon Kohden America, Inc., 17112 Armstrong Avenue, Irvine, CA 92714. FAX: (714) 250-3210.



International Office: Nihon Kohden Corp., 31-4, Nishiochiai 1-chome, Shinjuku-ku, Tokyo 161, Japan.

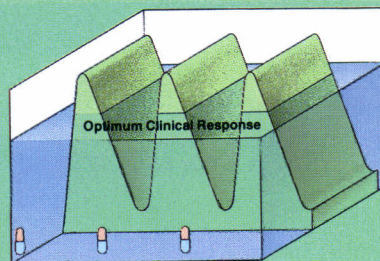


# There's a new trend in treating Parkinson's disease.

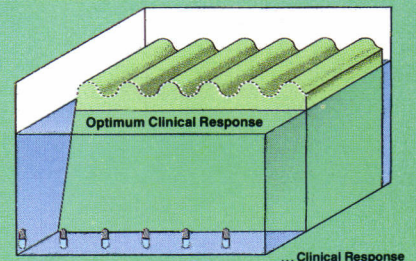
## Enhance the ability to cope with daily living

Dose-related fluctuations in therapeutic efficacy, abnormal movements, on-off phenomena – all such problems which tend to arise during prolonged therapy have been shown to be less severe when the total daily dosage of levodopa is divided into more frequent, smaller doses of 'Prolopa' 50/12.5.<sup>1</sup>

Levodopa plasma levels – high dose, low frequency<sup>2</sup>



Levodopa plasma levels – low dose ('Prolopa' 50/12.5), high frequency<sup>2</sup>



Changes in plasma levels demonstrate that more frequent, smaller doses of 'Prolopa' may help smooth daily performance for Parkinson patients.

## Prescribe 'Prolopa' in low doses from the start of levodopa treatment

A low dose of 'Prolopa' (50/12.5) b.i.d. or t.i.d. initiated and maintained lasting therapeutic benefits for the majority of patients in a two-year study of the elderly with Parkinson's disease. Nausea and vomiting were not significant problems with this regimen.<sup>3</sup>

## Improve compliance

With 'Prolopa' there is no tablet to break when using lower dosages. A 'Prolopa' 50/12.5 capsule provides the entire prescribed low dose. More convenient, easier for a Parkinsonian patient.

And 'Roche' has developed a Parkinson Care Program to assist physicians in the management of patients, available free from Hoffmann-La Roche.

# Prolopa<sup>®</sup>

(levodopa/benserazide) 4:1

## Efficacious, and very cost effective<sup>4</sup>



Original Research in Medicine and Chemistry

(xii)

For brief prescribing information see page xix

