

PDF-4/Organics 2021 Solve Difficult Problems, Get Better Results

Designed to solve difficult problems
 that are analyzed by powder diffraction
 analysis for a multitude of applications in
 the pharmaceutical, regulatory, specialty
 chemical, biomaterial, and forensic fields.



Coming this Fall!

**Get your PDF-4/Organics 2021
 by downloading from the cloud***

Visit www.icdd.com/pdf-4-organics for
 more information

*Also available on USB & DVD

ABOUT US

DIFFRACTION DATABASES YOU CAN TRUST

The Powder Diffraction File™ (PDF[®]) is the
 only crystallographic database that is
 specifically designed for material
 identification and characterization. It is an
 analysis system that is comprised of
 crystallographic and diffraction data. These
 data with embedded data mining and
 analysis software have been through a quality
 and classification editorial review system.

ISO CERTIFIED

The only crystallographic database organization in
 the world with its Quality Management System
 ISO 9001:2015 certified by DEKRA.



KEY POINTS

- ✓ Featuring 541,500+ Entries, including 121,000+ Entries with Atomic Coordinates
- ✓ Combines Powder & Single Crystal Data
- ✓ Digitized Patterns
- ✓ Molecular Graphics
- ✓ Analyze Neutron, Electron, X-ray & Synchrotron Data

ABOUT PDF-4/Organics

PDF-4/Organics 2021 database is a highly targeted collection, with special focus on materials used in commercial and regulatory fields. It is designed to solve difficult problems that are analyzed by powder diffraction analysis for a multitude of applications in the pharmaceutical, regulatory, specialty chemical, biomaterial, and forensic fields.

The PDF-4/Organics provides the best of both worlds by including single crystal and powder diffraction data together in a single, edited, and standardized database. We not only extract from the public literature like other databases, we add unique content by extracting patent data, combining single crystal and powder references, adding common inorganics and polymers, and continuously adding targeted materials through grants and research proposals.

For more information contact ICDD at marketing@icdd.com

PDF-2 2021

Phase Identification + Value

Quality and subfile filters combined with 71 different searches and 57 display fields enable you to target your results for more accurate identification.



Coming this Fall!

Get your PDF-2 2021 by downloading from the cloud*

Visit www.icdd.com/pdf-2 for more information

*Also available on USB & DVD

ABOUT US

DIFFRACTION DATABASES YOU CAN TRUST






The Powder Diffraction File™ (PDF®) is the only crystallographic database that is specifically designed for material identification and characterization. It is an analysis system that is comprised of crystallographic and diffraction data. These data with embedded data mining and analysis software have been through a quality and classification editorial review system.

ISO CERTIFIED

The only crystallographic database organization in the world with its Quality Management System ISO 9001:2015 certified by DEKRA.



KEY POINTS

-  Featuring 316,500+ Entries
-  Rapid, Accurate Phase Identification
-  Stand Alone Database - includes added value software: data mining plus Sleve, search indexing software
-  Cost Effective License (5 year)
-  Quantify with Reference Intensity Ratio (I/I_c)*
*3rd party software only

ABOUT PDF-2

PDF-2 2021 is the most cost effective license! PDF-2 features a FREE stand-alone option using ICDD's integrated data-mining software, along with ICDD's search-indexing software, Sleve. Designed for inorganic materials analyses, PDF-2 also includes common organic materials from ICDD to facilitate rapid materials identification.

You can trust your diffraction data to ICDD. All ICDD databases are reviewed, edited, and standardized prior to publication. You can be confident with PDF-2 to get you the right answer.

The PDF-2 database is licensed for five (5) years and offers the highest value in the global marketplace. This value is due to its low annual cost amortized over the lifetime of the license, combined with its large content of powder and single crystal powder data, and its high level of quality with embedded software for data mining and search-indexing.

For more information contact ICDD at marketing@icdd.com

PDF-4+ 2021

Phase Identification and Quantitation

The world's largest sources of inorganic diffraction data from crystals and powders in a single database.



Coming this Fall!

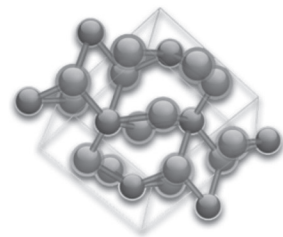
Get your PDF-4+ 2021 by
downloading from the cloud*

Visit www.icdd.com/pdf-4+ for
more information

*Also available on USB & DVD

KEY POINTS

- ✓ Featuring 444,000+ Entries, including 336,500+ Entries with Atomic Coordinates
- ✓ Combines Powder and Single Crystal Data
- ✓ Analyze X-ray, Synchrotron, Electron & Neutron Data
- ✓ Digitized Patterns
- ✓ Molecular Graphics



ABOUT US

DIFFRACTION DATABASES YOU CAN TRUST

The Powder Diffraction File™ (PDF®) is the only crystallographic database that is specifically designed for material identification and characterization. It is an analysis system that is comprised of crystallographic and diffraction data. These data with embedded data mining and analysis software have been through a quality and classification editorial review system.

ISO CERTIFIED

The only crystallographic database organization in the world with its Quality Management System ISO 9001:2015 certified by DEKRA.



ABOUT PDF-4+

PDF-4+ 2021 is designed to support automated quantitative analyses by providing key reference data required for these analyses. It also contains an array of tools that supplement conventional analyses, such as a full suite of data simulation programs enabling the analysis of neutron, electron, and synchrotron data, in addition to conventional X-ray data.

PDF-4+ features digitized patterns, molecular graphics, and atomic coordinates. These features incorporated into PDF-4+ enhance the ability to do quantitative analysis using third party software by any of three methods: Rietveld Analysis, Reference Intensity Ratio (RIR) Method, or Total Pattern Analysis.

For more information contact ICDD at marketing@icdd.com



A Proven Pattern
of Success.

www.protoxrd.com

PROTO
X-RAY DIFFRACTION

<https://doi.org/10.1017/S0885715620000718>