


Calendar

Edited by Paul Webster
p.webster@oak-crest.org



List your meeting here:

Following is a list of microscopy related meetings and courses. The editors would greatly appreciate input to this list via the electronic submission form under "events/other microscopy events" at the MSA webpage: www.microscopy.org. We will gladly add hypertext links to the notice on the web and insert a listing of the meeting in the next issue. Please furnish the following information (any additional information provided will be edited as required and printed on a space available basis):

- Meeting/Course name
- Meeting/Course dates
- Meeting/Course topic or short description
- Sponsoring society/organization/university
- Contact person
- Telephone number
- Fax number
- Email address
- URL for website

General Links

European Molecular Biology Organization Course & Workshops

www.embo.org/programmes/courses-workshops.html

Gordon Research Conferences

www.grc.org/meetings.aspx?year=2010

Keystone Symposia

www.keystonesymposia.org/

Lehigh Microscopy School Courses

www.lehigh.edu/microscopy

Marine Biological Laboratory (MBL), Woods Hole, MA, USA

www.mbl.edu/education/

Royal Microscopical Society Annual Courses

www.rms.org.uk/events/RMS_Annual_Courses

Meetings 2018

11th International LEEM/PEEM Workshop

November 1–3, 2018

Chongqing, China

<http://leempeem11.com>

Neuroscience 2018

November 3–7, 2018

San Diego, CA

Sponsor: Society for Neuroscience

www.sfn.org

15th International Conference and Exhibition on Materials Science and Engineering

November 7–9, 2018

Atlanta, Georgia

<https://materialsscience.conferenceseries.com>

International Meeting on Optical Biosensors

November 15–17, 2018

Ghent, Belgium

<https://vibconferences.be/event/international-meeting-on-optical-biosensors>

MRS 2018 Fall Meeting

November 25–30, 2018

Boston, MA

www.mrs.org/fall2018

Advanced Microscopy Techniques for Plant-Microbe Interaction Analysis

November 26–30, 2018

Tulln/Vienna, Austria

Email: microscopy@ait.ac.at

www.plant-microbe-microscopy.com

PacSurf 2018: Pacific Rim Symposium on Surfaces, Coatings, & Interfaces

December 2–6, 2018

Waikoloa, HI

www.pacsurf.org

American Conference on Materials Research and Technology

December 3–4, 2018

Las Vegas, NV

<https://pagesconferences.com/materials-research-technology-conference/index.php>

European Microbiology Research Conference

December 3–5, 2018

Valencia, Spain

<http://europeanmicrobiology.madridge.com>

EMBL Conference: From Images to Knowledge with ImageJ & Friends

December 6–8, 2018

Heidelberg, Germany

www.embl.de/training/events/2018/IMJ18-01

American Society for Cell Biology (ASCB) 2018 Annual Meeting

December 8–12, 2018

San Diego, CA

<http://ascb.org/future-ascb-annual-meetings>

ICON-2DMat 2018: 4th International Conference on 2D Materials and Technologies

December 10–13, 2018

Melbourne, Australia

www.fleet.org.au/icon2dmat

Smart NanoMaterials 2018: Advances, Innovation and Application

December 10–13, 2018

Paris, France

www.snaia2018.com

Courses 2018

Advanced Imaging Techniques for Scanning Electron Microscopy

November 5–6, 2018

Westmont, IL

Sponsor: Hooke College of Applied Sciences

www.mccrone.com/Scanning-Electron-Microscopy-Advanced-Imaging

Advanced X-ray Microanalysis

November 7–9, 2018

Westmont, IL

Sponsor: Hooke College of Applied Sciences

www.mccrone.com/Scanning-Electron-Microscopy-Advanced-EDS

Polarized Light Microscopy

November 12–16, 2018

Westmont, IL

Sponsor: Hooke College of Applied Sciences

www.mccrone.com/polarized-light-microscopy-course

Electron Microscopy Course:

The Basics from A to W

November 12–16, 2018

Amsterdam and Wageningen,

The Netherlands

www.cellularimaging.nl/electron-microscopy-course-the-basics-from-a-to-w

Atomic Force Microscopy/Scanning Probe Microscopy (AFM/SPM)

November 13–14, 2018

Westmont, IL

Sponsor: Hooke College of Applied Sciences

“Pier Giorgio Merli” (S)TEM School in Materials Science 2018–2019

November 19–23, 2018; February 4–8, 2019

Bologna, Italy

<http://temscool.bo.imm.cnr.it>

Microinjection in Zebrafish and Medaka: From Transgenesis to CRISPR**November 20–22, 2018**Heidelberg, Germany
www.embl.de/training/events/2018/ZEB18-01**Advanced Microscopy Techniques for Plant-Microbe Interaction Analysis****November 26–30, 2018**Vienna, Austria
www.plant-microbe-microscopy.com**Scanning Electron Microscopy****December 3–7, 2018**Westmont, IL
Sponsor: Hooke College of Applied Sciences
www.mccrone.com/afm-training-course**Single Particle Cryo-EM School****December 10–13, 2018**Leeds, UK
www.rms.org.uk/discover-engage/event-calendar/single-particle-cryo-em-school.html**Company Events 2018****Biological TEM Workshop****November 6–8, 2018**Hatfield, PA
Sponsor: Electron Microscopy Sciences
www.emsdiasum.com/microscopy/academy/courses/biotem3.aspx**Biological SEM Workshop****November 13–15, 2018**Hatfield, PA
Sponsor: Electron Microscopy Sciences
www.emsdiasum.com/microscopy/academy/courses/biosem3.aspx**Meetings 2019****46th Conference on the Physics and Chemistry of Surfaces and Interfaces (PCSI-46)****January 13–17, 2019**Santa Fe, NM
<https://pcsi2019.avso.org>**13th EMSI Winter Conference on “Imaging the Biomechanics of Life” (TOPIM 2019)****January 13–18, 2019**Les Houches, France
www.e-smi.eu/index.php?id=2784**BiOS19 – Biomedical Optics 2019 | Part of SPIE Photonics West 2019****February 2–7, 2019**San Francisco, CA
http://spie.org/conferences-and-exhibitions/photonics-west/bios?utm_id=rpwbcaw&SSO=1**Cell Symposium: Single Cells: Technology to Biology****February 24–26, 2019**Singapore
www.cell-symposia.com/single-cells/default.asp**Biophysical Society 63rd Annual Meeting****March 2–6, 2019**Baltimore, MD
www.biophysics.org/Meetings/AnnualMeeting/FutureAnnualMeetings/tabid/495/Default.aspx**EMIM 2019: 14th European Molecular Imaging Meeting****March 9–22, 2019**Glasgow, UK
www.e-smi.eu/index.php?id=1976**PITTCON Conference & Expo 2019****March 17–21, 2019**Philadelphia, PA
tts/pittcon.org**14th European Molecular Imaging Meeting – EMIM 2019****March 19–22, 2019**Glasgow, UK
www.e-smi.eu/index.php?id=1976**Frontiers of Characterization and Metrology for Nanoelectronics****March 25–29, 2019**Monterey, CA
www.nist.gov/news-events/events/2017/03/frontiers-characterization-and-metrology-nanoelectro**ACS Spring Meeting: Chemistry for New Frontiers****March 31–April 4, 2019**Orlando, FL
www.acs.org/content/acs/en/meetings/national-meeting/abstract-submission.html?sc=meetings_1800815_mtg_%20OR19_od**Frontiers of Characterization and Metrology for Nanoelectronics (FCMN)****April 1–4, 2019**Monterey, CA
Contact: Della Miller; e-mail: della@avs.org**21st International Conference on Microscopy of Semiconducting Materials (MSM-XXI)****April 9–12, 2019**Cambridge, UK
www.events.iop.org/e/21st-international-conference-on-microscopy-of-semiconducting-materials-msm-xxi-5383d2a4890049da8ad86e47f96f8215/page.html**FOM2019: Focus on Microscopy 2019****April 14–17, 2019**London, UK
www.microbeamanalysis.eu/events/event/57-fom2019-focus-on-microscopy-2019**MRS Spring Meeting & Exhibit****April 22–26, 2019**Phoenix, AZ
www.mrs.org/spring2019**SVC 62nd Annual Technical Conference (TechCon'19)****April 27–May 2, 2019**Long Beach, CA
www.svc.org**Sixth International Symposium Frontiers in Polymer Science****May 5–8, 2019**Budapest, Hungary
www.elsevier.com/events/conferences/frontiers-in-polymer-science**PICO 2019 - Fifth Conference on Frontiers of Aberration Corrected Electron Microscopy****May 5–9, 2019**Kasteel Vaalsbroek, Netherlands
www.er-c.org/pico2019/about.htm**EMAS 2019 - 16th European Workshop on Modern Developments and Applications in Microbeam Analysis****May 19–23, 2019**Trondheim, Norway
www.microbeamanalysis.eu/EMAS_files/PDF_files/EMAS2019_1st-announcement.pdf**ICMCTF'19- International Conference on Metallurgical Coatings & Thin Films****May 19–24, 2019**San Diego, CA
www2.avso.org/conferences/ICMCTF**14th International Symposium on Macrocyclic and Supramolecular Chemistry****June 2–6, 2019**Lecce, Italy
<https://ismsc2019.eu>**Gordon Research Seminar – Three Dimensional Electron Microscopy****June 8–9, 2019**Hong Kong, China
www.grc.org/three-dimensional-electron-microscopy-grs-conference/2019**Gordon Research Conference – Three Dimensional Electron Microscopy****June 9–14, 2019**Hong Kong, China
www.grc.org/three-dimensional-electron-microscopy-conference/2019**9th International Colloids Conference****June 16–19, 2019**Barcelona, Spain
www.elsevier.com/events/conferences/international-colloids-conference**6th Nano Today Conference****June 16–20, 2019**Lisbon, Portugal
www.elsevier.com/events/conferences/nano-today-conference

3rd International Conference on Applied Surface Science**June 17–20, 2019**

Pisa, Italy

www.elsevier.com/events/conferences/international-conference-on-applied-surface-science

MAS Topical Conference: QMA 2019**June 24–27, 2019**

Minneapolis, MN

www.microbeamanalysis.eu/events/event/58-mas-topical-conference-qma-2019

mmc2019: Microscience Microscopy Congress 2019**July 1–4, 2019**

Manchester, UK

www.mmc-series.org.uk

13th International Conference on Nitride Semiconductors**July 7–12, 2019**

Bellevue, WA

www.mrs.org/icns-13

Gordon Research Conference - Tissue Microstructure Imaging**July 7–12, 2019**

South Hadley, MA

www.grc.org/tissue-microstructure-imaging-conference/2019

19th International Conference on Atomic Layer Deposition (ALD 2019)**July 21–24, 2019**

Bellevue, WA

https://ald2019.av5.org

Microscopy & Microanalysis 2019**August 4–8, 2019**

Portland, OR

Email: nicoleguy@conferencemanagers.com
www.microscopy.org**DXC 2019: Denver X-Ray Conference 2019****August 5–9, 2019**

Lombard, IL

www.dxcicdd.com

MC2019 Microscopy Conference**September 1–5, 2019**

Berlin, Germany

www.microscopy-conference.de

MCM2019: 14th Multinational Congress on Microscopy**September 15–20, 2019**

Belgrade, Serbia

National Society for Histology, 45th Annual Symposium**September 20–25, 2019**

New Orleans, LA

http://www.histoconvention.org/futuredates.cfm

35th North American Molecular Beam Epitaxy Conference (NAMBE 2019)**September 25–29, 2019**

Boise, ID

E-mail: paulsimmonds@boisestate.edu

Materials Science & Technology (MS&T) 2019**September 29–October 3, 2019**

Portland, OR

www.showsbee.com/fairs/42389-Materials-Science-Technology-2019.html

Neuroscience 2019**October 19–23, 2019**

Chicago, IL

Sponsor: Society for Neuroscience

www.sfn.org

AVS 66th International Symposium & Exhibition**October 20–25, 2019**

Columbus, OH

www.av5.org/symposium

International Thin Films Conference (TACT2019)**November 17–20, 2019**

Taipei, Taiwan

http://tact2019.conf.tw/site/page.aspx?pid=901&sid=1245&lang=en

MRS 2019 Fall Meeting**December 1–6, 2019**

Boston, MA

www.mrs.org/fall2019

Courses 2019**Pigment Identification****January 14–18, 2019**

Westmont, IL

Sponsor: Hooke College of Applied Sciences

www.mccrone.com/pigment-identification-course

Raman Microspectroscopy**January 22–24, 2019**

Westmont, IL

Sponsor: Hooke College of Applied Sciences

www.mccrone.com/raman-spectroscopy-course

Basic Course Resin Embedding and Ultrathin Sectioning**January 23–25, 2019**

Utrecht, Netherlands

www.cellbiology-utrecht.nl/em-courses/basic-course-resin.html

Basic Course Cryosectioning and Immunogold Labeling of Thawed Frozen Sections (Tokuyasu Technique)**January 28–31, 2019**

Utrecht, Netherlands

www.cellbiology-utrecht.nl/em-courses/basic-course-cryosectioning.html

Pier Giorgio Merli (S)TEM School in Materials Science 2018-2019 (2nd Part: Practical Course)**February 4–8, 2019**

Bologna, Italy

http://temschoo1.bo.imm.cnr.it

Photomicrography and Scientific Imaging**February 19–21, 2019**

Westmont, IL

Sponsor: Hooke College of Applied Sciences

www.mccrone.com/photomicrography-and-scientific-imaging

Basic Microscopy**February 20, 2019**

Westmont, IL

Sponsor: Hooke College of Applied Sciences

www.mccrone.com/Basic-Microscopy

Polarized Light Microscopy**February 25–March 1, 2019**

Westmont, IL

Sponsor: Hooke College of Applied Sciences

www.mccrone.com/polarized-light-microscopy-course

Scanning Electron Microscopy**March 4–8, 2019**

Westmont, IL

Sponsor: Hooke College of Applied Sciences

www.mccrone.com/scanning-electron-microscopy-course

Infrared Microscopy**March 18–20, 2019**

Westmont, IL

Sponsor: Hooke College of Applied Sciences

www.mccrone.com/ftir-training-course

Transgenic Animals – Micromanipulation Techniques**March 27–28, 2019**

Heidelberg, Germany

Sponsor: EMBL

www.embl.de/training/events/2019/EPP19-01

Atomic Force Microscopy/Scanning Probe Microscopy (AFM/SPM)**April 3–4, 2019**

Westmont, IL

Sponsor: Hooke College of Applied Sciences

www.mccrone.com/afm-training-course

High-Accuracy CLEM: Applications at Room Temperature and in Cryo**April 7–12, 2019**

Heidelberg, Germany

Sponsor: EMBL

www.embl.de/training/events/2019/LEM19-01

Gunshot Residue Identification**May 1–2, 2019**

Westmont, IL

Sponsor: Hooke College of Applied Sciences

www.mccrone.com/gunshot-residue-identification-course

White-Powder Unknowns**May 6–10, 2019**

Westmont, IL

Sponsor: Hooke College of Applied Sciences

www.mccrone.com/white-powder-unknowns-course

Fundamentals of Widefield and Confocal Microscopy and Imaging**May 13–17, 2019**Heidelberg, Germany
Sponsor: EMBLwww.embl.de/training/events/2019/MIC19-01**Sample Preparation Techniques****May 14–16, 2019**

Westmont, IL

Sponsor: Hooke College of Applied Sciences

www.mccrone.com/sample-preparation-techniques**Advanced Fluorescence Imaging Techniques****May 19–24, 2019**

Heidelberg, Germany

Sponsor: EMBL

www.embl.de/training/events/2019/MIC19-02**Forensic Hair Analysis****May 20–24, 2019**

Westmont, IL

Sponsor: Hooke College of Applied Sciences

www.mccrone.com/Forensic-Hair-Analysis**Polarized Light Microscopy****June 3–7, 2019**

Westmont, IL

Sponsor: Hooke College of Applied Sciences

www.mccrone.com/polarized-light-microscopy-course**Basic Microscopy****June 19, 2019**

Westmont, IL

Sponsor: Hooke College of Applied Sciences

www.mccrone.com/Basic-Microscopy**Super-Resolution Microscopy****July 8–13, 2019**

Heidelberg, Germany

Sponsor: EMBL

www.embl.de/training/events/2019/MIC19-03**Meetings 2020****Biophysical Society 64th Annual Meeting****February 15–19, 2020**

San Diego, CA

www.biophysics.org/Meetings/AnnualMeeting/FutureAnnualMeetings/tabid/495/Default.aspx**2020 MRS Spring Meeting & Exhibit****April 13–17, 2020**

Phoenix, AZ

www.mrs.org/spring2020**ICMCTF'20- International Conference on Metallurgical Coatings & Thin Films****April 26–May 1, 2020**

San Diego, CA

www2.avs.org/conferences/ICMCTF/2019/index.htm**FENS Forum 2020****July 11–15, 2020**

Glasgow, Scotland

Email: forum2020@fens.orgwww.fens.org/News-Activities/Calendar/Meetings/2020/07/FENS-Forum-2020**Microscopy & Microanalysis 2020****August 2–6, 2020**

Milwaukee, WI

Email: nicoleguy@conferencemanagers.comwww.microscopy.org**emc2020: 17th European Microscopy Congress****August 23–28, 2020**

Copenhagen, Denmark

www.emc2020.eu**Neuroscience 2020****October 24–28, 2020**

Washington, DC

Sponsor: Society for Neuroscience

www.sfn.org**AVS 67th International Symposium & Exhibition****October 25–30, 2020**

Denver, CO

www.avs.org/symposium**2020 MRS Fall Meeting & Exhibit****November 29–December 3, 2020**

Boston, MA

www.mrs.org/fall2020**Meetings 2021****mmc2021: Microscience Microscopy Congress 2021****July 5–8, 2021**

Manchester, UK

www.mmc-series.org.uk**Microscopy & Microanalysis 2021****August 1–5, 2021**

Pittsburgh, PA

Email: nicoleguy@conferencemanagers.comwww.microscopy.org**Neuroscience 2021****November 13–17, 2021**

Chicago, IL

Sponsor: Society for Neuroscience

www.sfn.org**Meetings 2022****FENS Forum 2022****July 9–13, 2022**

Paris, France

Email: forum2022@fens.orgwww.fens.org/News-Activities/Calendar/Meetings/2022/07/FENS-Forum-2022**Microscopy & Microanalysis 2022****July 31–August 4, 2022**

Portland, OR

Email: nicoleguy@conferencemanagers.comwww.microscopy.org**Meetings 2023****Microscopy & Microanalysis 2023****July 24–28, 2023**

Minneapolis, MN

www.microscopy.orgExpand your Knowledge
of Microscopy with**MSA
Membership!****Whether your primary focus is in light, electron, or scanning probe microscopy, or the biological or physical sciences, MSA takes your knowledge to the next level!****Members Receive:**


- A personal subscription to MSA's official journal, *Microscopy and Microanalysis*, and MSA's popular bi-monthly magazine, *Microscopy Today*
- Peer Networking through the Society's Focused Interest Groups and Local Affiliated Societies
- Discounts on books, journals, and other educational materials
- MSA Awards Programs, Speaker Opportunities, Scholarships, and much more!

For more information:visit www.microscopy.org
or call 1-800-538-3672

Microscopy Society of America

Join MSA Today!

Evactron[®] plasma cleaning gives you the fastest carbon removal rate*



The Evactron[®] E50 De-Contaminator has:

- ◆ An External Hollow Cathode plasma source
- ◆ High RF power for fast chemical etch
- ◆ No sputter etch damage or debris generated
- ◆ “POP™” Ignition at high vacuum—no venting needed
- ◆ Simple push button or bluetooth GUI operation
- ◆ Less downtime for cleaning and pumpdown

Lowest cost + best performance = best value


Have it all with the Evactron E50 De-Contaminator.

*Visit us at MRS booth #309 for details.



WWW.EVACTRON.COM
1-650-369-0133

MINITOOL Precision Micro-Tools



Efficient, precise and realistically proportioned instruments are ideal for microscopists. Our line of micro-tools includes needles, graters, chisels, knives, hooks and mirrors, probes, spatulas, scribes and microrulers.

All 32 tools are offered singly or in sets of eight tools with handles. Available in tip diameters from .025mm to 1.00mm.

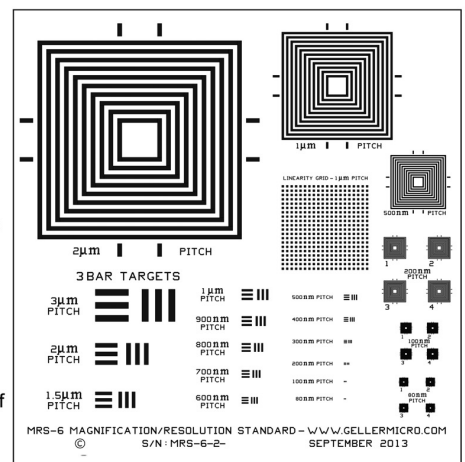
www.minitoolinc.com
info@minitoolinc.com

MRS-6

We are ISO-9000 certified and ISO-17025 accredited
Microscopy Calibration Standard

Now you can calibrate better from 1,000X to 1,000,000X!

This is our fifth generation, traceable, magnification reference standard for all types (SEM, FESEM, Optical, STM, AFM, etc.) of microscopy. The MRS-6 has multiple X and Y pitch patterns ranging from 80nm (± 3 nm) to 2 μ m and 3 bar targets from 80nm to 3 μ m. There is also a STM test pattern. Definition of the 80 nm pitch pattern is excellent.



MRS-6 MAGNIFICATION/RESOLUTION STANDARD - WWW.GELLERMICRO.COM
S/N: MRS-6-2- SEPTEMBER 2013




**GELLER
MICROANALYTICAL
LABORATORY, Inc.**

426e BOSTON ST., TOPSFIELD, MA 01983-1216
TEL: 978 887-7000 FAX: 978-887-6671
www.GellerMicro.com

minus k TECHNOLOGY
25 years

Bad for Vibrations



Without Minus K® With Minus K®

Great for Images

www.minusk.com
Vibration Isolation Products

WHAT DOES YOUR SEM 'SEE'?



Scintillators
Made in USA
Since 1972!

BUY A NEW SCINTILLATOR!


- ✓ Common sizes in stock
- ✓ Easy To Install!
- ✓ Prices from \$99



(301) 975-9798 • www.semsupplies.com

pE-4000

Flexible
Microscopy
Illumination





Broadest Fluorophore Coverage
- DAPI-Cy7 and beyond...
Enhanced Intensity

CoolLED
Simply Better Control

For more information:
t: +44 (0)1264 323040 (Worldwide) 1-800-877-0128 (USA/Canada) e: info@CoolLED.com

Contact us for more information www.CoolLED.com

18050024   May 18

Quantitative Microanalysis Topical Conference QMA 2019

June 24–27, 2019 University of Minnesota, Minneapolis



Early Career Scholar financial support available

Improve your microanalysis skills, meet new people, and learn from the experts

SCIENTIFIC PROGRAM

Quantitative WDS and EDS microanalysis • FE-EPMA and SEM • Microanalysis standards • Compositional mapping • Quality control • Sample preparation • Hardware developments • Microanalysis applications • CL and Soft X-ray spectroscopy • Early Career Scholar presentations • Sponsor technical presentations

GROUP SESSIONS

Tutorials • User group meetings • Problem solving • Microanalysis software tools and demonstrations

SCIENTIFIC AND SOCIAL EVENTS

Opening reception • Group meals and banquet • Poster session • Networking opportunities



www.microbeamanalysis.org