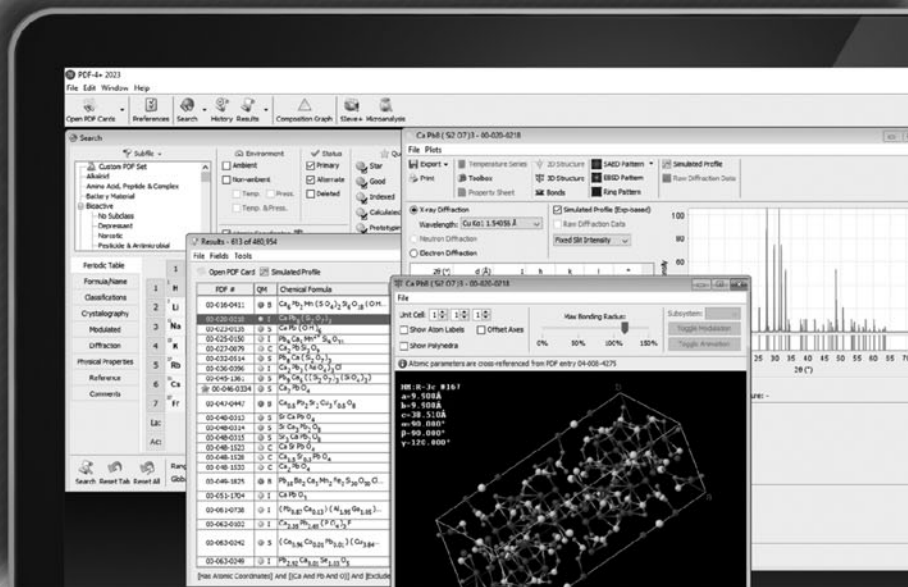




PDF-4+ 2023 Phase Identification and Quantitation

The world's largest source of inorganic diffraction data from crystals and powders in a single database.



- NEW -

Download PDF-4+ 2023
from the cloud!

Also available on USB & DVD

KEY POINTS

- ✓ Featuring 480,300+ Entries, including 369,500+ Entries with Atomic Coordinates
- ✓ Combines Powder and Single Crystal Data
- ✓ Analyze X-ray, Synchrotron, Electron & Neutron Data
- ✓ Digitized Patterns
- ✓ Molecular Graphics

ABOUT PDF-4+

PDF-4+ 2023 is designed to support automated quantitative analyses by providing key reference data required for these analyses. It also contains an array of tools that supplement conventional analyses, such as a full suite of data simulation programs enabling the analysis of neutron, electron, and synchrotron data, in addition to conventional X-ray data.

PDF-4+ features digitized patterns, molecular graphics, and atomic coordinates. These features incorporated into PDF-4+ enhance the ability to do quantitative analysis using third party software by any of three methods: Rietveld Analysis, Reference Intensity Ratio (RIR) Method, or Total Pattern Analysis.

For more information, go to www.icdd.com/pdf-4, or contact ICDD at marketing@icdd.com.

ABOUT US

DIFFRACTION DATABASES YOU CAN TRUST

The Powder Diffraction File[™] (PDF[®]) is the only crystallographic database that is specifically designed for material identification and characterization. It is an analysis system that is comprised of crystallographic and diffraction data. These data with embedded data mining and analysis software have been through a quality and classification editorial review system.

ISO CERTIFIED

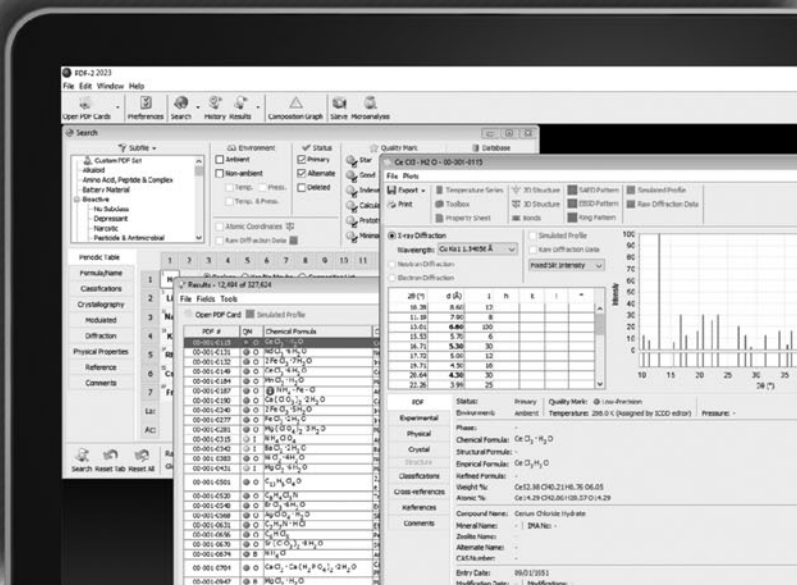
The only crystallographic database organization in the world with its Quality Management System ISO 9001:2015 certified by DEKRA.





PDF-2 2023 Phase Identification + Value

Quality and subfile filters combined with 71 different searches and 57 display fields enable you to target your results for more accurate identification.



- NEW -

Download PDF-2 2023
from the cloud!

Also available on USB & DVD

ABOUT US

DIFFRACTION DATABASES YOU CAN TRUST

The Powder Diffraction File™ (PDF®) is the only crystallographic database that is specifically designed for material identification and characterization. It is an analysis system that is comprised of crystallographic and diffraction data. These data with embedded data mining and analysis software have been through a quality and classification editorial review system.

ISO CERTIFIED

The only crystallographic database organization in the world with its Quality Management System ISO 9001:2015 certified by DEKRA.



KEY POINTS

- ✓ Featuring 339,500+ Entries
- ✓ Rapid, Accurate Phase Identification
- ✓ Stand Alone Database - includes added value software: data mining plus Sleve, search indexing software
- ✓ Cost-effective License (5-year)
- ✓ Quantify with Reference Intensity Ratio (I/Ic)*
*3rd party software only

ABOUT PDF-2

PDF-2 2023 is the most cost effective license! PDF-2 features a FREE stand-alone option using ICDD's integrated data-mining software, along with ICDD's search-indexing software, Sleve. Designed for inorganic materials analyses, PDF-2 also includes common organic materials from ICDD to facilitate rapid materials identification.

You can trust your diffraction data to ICDD. All ICDD databases are reviewed, edited, and standardized prior to publication. You can be confident with PDF-2 to get you the right answer.

The PDF-2 database is licensed for five (5) years and offers the highest value in the global marketplace. This value is due to its low annual cost amortized over the lifetime of the license, combined with its large content of powder and single crystal powder data, and its high level of quality with embedded software for data mining and search-indexing.

For more information, go to www.icdd.com/pdf-2, or contact ICDD at marketing@icdd.com.

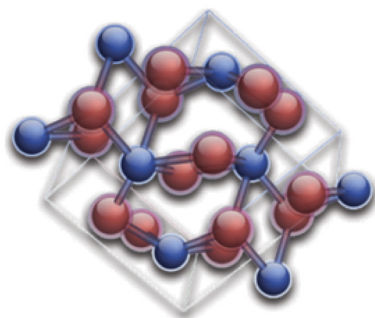
WORKING TOGETHER FOR YOU

With 1,000,000+ patterns available at your fingertips, ICDD's PDF® databases and MDI's JADE® software work together to make your life easier. Let the software work for the science and take your results further.



ABOUT US

For over 30 years, The ICDD and MDI have worked together in a complementary manner since MDI began in 1987. The XRD community has trusted MDI to provide unbiased results and help interpret both the everyday and the difficult XRD data. We are proud of our products and the daily effort we put forth towards advancing the science of XRD. Materials Data creates XRD software applications to collect, analyze, and simulate XRD data. These products are here to help solve issues in an enormous array of materials science projects, and may be found in labs around the world with data collected on virtually every brand of XRD equipment.



OUR 2023 PRODUCTS



PDF-4+

Phase Identification and Quantitation

The world's largest sources of inorganic diffraction data from crystals and powders in a single database featuring 480,300+ entries, including 369,500+ entries with atomic coordinates.



PDF-4+/Web

Data on the Go

Provides portability to the PDF-4+ database via the internet.



PDF-4/Axiom

Quality Plus Value

Phase identification and quantitation that requires diffraction equipment manufacturer or vendor software.



PDF-2

Phase Identification + Value

Quality and subfile filters combined with 71 different searches and 57 display fields enable you to target your results for more accurate identification.



PDF-4/Organics

Solve Difficult Problems, Get Better Results

Designed to solve difficult problems that are analyzed by powder diffraction analysis for a multitude of applications in the pharmaceutical, regulatory, specialty chemical, biomaterial, and forensic fields.



PDF-4/Minerals

Comprehensive Mineral Collection

Ninety-seven percent of all known mineral types, as defined by the International Mineralogical Association (IMA), are represented in the database, as well as many unclassified minerals.



JADE Pro

JADE Works The Way You Do

Automate your analysis with JADE. In so many cases, it's just one click and you're done. Often these results are better than those an experienced analyst could report and in a more timely manner.

For more information contact ICDD at marketing@icdd.com



A Proven Pattern
of Success.

www.protoxrd.com

PROTO
X-RAY DIFFRACTION