



# Everyday Pain in Middle and Later Life: Associations with Daily and Momentary Present-Moment Awareness as One Key Facet of Mindfulness

## Article

**Cite this article:** Pauly, T., Nicol, A., Lay, J.C., Ashe, M.C., Gerstorff, D., Graf, P., Linden, W., Madden, K.M., Mahmood, A., Murphy, R.A., & Hoppmann, C.A. (2023). Everyday Pain in Middle and Later Life: Associations with Daily and Momentary Present-Moment Awareness as One Key Facet of Mindfulness. *Canadian Journal on Aging / La Revue canadienne du vieillissement* 42(4), 621–630. <https://doi.org/10.1017/S0714980823000326>

Received: 25 February 2022  
Accepted: 20 November 2022

**Mots-clés:** vieillissement; douleur; AVC; pleine conscience; journal quotidien; adaptation; échantillonnage temporel

**Keywords:** aging; pain; stroke; mindfulness; coping; daily diary; time-sampling

**Corresponding author:** La correspondance et les demandes de tirés-à-part doivent être adressées à : / Correspondence and requests for offprints should be sent to: Christiane A. Hoppmann, Ph. D., Department of Psychology, University of British Columbia, 2136 West Mall, Vancouver, B. C., Canada, V6T 1Z4, ([choppmann@psych.ubc.ca](mailto:choppmann@psych.ubc.ca)).

\*T.P. and A.N. share first authorship.

Theresa Pauly<sup>1\*</sup>, Anna Nicol<sup>2\*</sup>, Jennifer C. Lay<sup>3</sup>, Maureen C. Ashe<sup>4,5</sup>, Denis Gerstorff<sup>6</sup>, Peter Graf<sup>2</sup>, Wolfgang Linden<sup>2</sup>, Kenneth M. Madden<sup>4,7</sup>, Atiya Mahmood<sup>1</sup>, Rachel A. Murphy<sup>8,9</sup> and Christiane A. Hoppmann<sup>2</sup>

<sup>1</sup>Department of Gerontology, Simon Fraser University, Vancouver, BC, Canada, <sup>2</sup>Department of Psychology, The University of British Columbia, Vancouver, BC, Canada, <sup>3</sup>Department of Psychology, University of Exeter, Exeter, United Kingdom, <sup>4</sup>Center for Aging SMART, University of British Columbia, Vancouver, BC, Canada, <sup>5</sup>Department of Family Practice, University of British Columbia, Vancouver, BC, Canada, <sup>6</sup>Department of Psychology, Humboldt University, Berlin, Germany, <sup>7</sup>Department of Medicine, University of British Columbia, Vancouver, BC, Canada, <sup>8</sup>Cancer Control Research, BC Cancer, Vancouver, BC, Canada and <sup>9</sup>School of Population and Public Health, University of British Columbia, Vancouver, BC, Canada

### Résumé

Cette étude a examiné les associations quotidiennes entre un aspect clé de la pleine conscience (l'attention portée au moment présent) et la douleur. Dans l'étude 1, 89 adultes (33–88 ans; âge moyen = 68.6) vivant dans la communauté et ayant subi un accident vasculaire cérébral ont fourni 14 évaluations quotidiennes de la conscience du moment présent et de la douleur en fin de journée. Dans l'étude 2, 100 adultes (50–85 ans; âge moyen = 67.0 ans) ont évalué leur conscience du moment présent et leur douleur trois fois par jour pendant 10 jours. Les modèles multiniveaux ont montré qu'un niveau plus élevé de conscience du moment présent était lié à une douleur globale plus faible (dans les deux études). Dans l'étude 1, les participants ont signalé moins de douleur les jours où ils ont indiqué une conscience du moment présent plus élevée. Dans l'étude 2, seules les personnes qui n'ont pas suivi d'études postsecondaires ont signalé moins de douleur dans les moments où elles indiquaient une plus grande conscience du moment présent. Les résultats complètent les recherches antérieures utilisant des mesures rétrospectives de la douleur globale en montrant que la conscience du moment présent pourrait être en corrélation avec des expériences de douleur réduites, évaluées à un moment proche de celui où elles se produisent.

### Abstract

This study investigated everyday associations between one key facet of mindfulness (allocating attention to the present moment) and pain. In Study 1, 89 community-dwelling adults (33–88 years;  $M_{age} = 68.6$ ) who had experienced a stroke provided 14 daily end-of-day present-moment awareness and pain ratings. In Study 2, 100 adults (50–85 years;  $M_{age} = 67.0$  years) provided momentary present-moment awareness and pain ratings three times daily for 10 days. Multi-level models showed that higher trait present-moment awareness was linked with lower overall pain (both studies). In Study 1, participants reported less pain on days on which they indicated higher present-moment awareness. In Study 2, only individuals with no post-secondary education reported less pain in moments when they indicated higher present-moment awareness. Findings add to previous research using global retrospective pain measures by showing that present-moment awareness might correlate with reduced pain experiences, assessed close in time to when they occur.

One obstacle to maintaining well-being in late midlife and older adulthood is an increase in the experience of chronic pain (Kress et al., 2014; Schopflocher, Taenzer, & Jovey, 2011). Mindfulness – that is, paying attention to the present moment in a non-judgemental way (Sauer et al., 2013) – is an important mental process with the potential to modulate pain (Khoo et al., 2019; Zeidan & Vago, 2016). The experience of pain varies considerably from day to day (Ho et al., 2016). However, much of our knowledge about associations between mindfulness and pain relies on global retrospective pain measures (Hilton et al., 2017). Daily life studies that assess mindfulness and pain close to their real-time occurrence are less affected by recall bias and can be used to examine their dynamic

interconnection (Stone & Broderick, 2007). In two independently recruited samples, this study examined links between daily/momentary present-moment awareness and pain in the everyday lives of adults 33–88 years of age. This broad age range was chosen because features of what is typically thought of as “old age” might emerge much earlier in vulnerable populations, such as adults who live with chronic disease or those from a lower socio-economic background (Noren Hooten, Pacheco, Smith, & Evans, 2022; Steptoe & Zaninotto, 2020). Given well-established links between socio-economic status (SES) and the prevalence of chronic health conditions involving pain (Fitzcharles, Rampakakis, Ste-Marie, Sampalis, & Shir, 2014; Poleshuck & Green, 2008), SES was further explored as a moderator.

### Pain in Midlife and Older Adulthood

Chronic pain is a common phenomenon in older adulthood and in adults living with a variety of illnesses (Mills, Nicolson, & Smith, 2019; Schopflocher et al., 2011). For example, up to 50 per cent of individuals who have had a stroke experience chronic pain (Harrison & Field, 2015) and approximately 45–50 per cent of adults over age 65 experience arthritic pain (Barbour, Helmick, Boring, & Brady, 2017; Statistics Canada, 2020). Chronic pain is difficult to manage and can severely impact quality of life (Kress et al., 2014). Pain interferes with sleep and causes fatigue, and in turn, influences emotional dimensions of pain management and coping (Kress et al., 2014; Marshansky et al., 2018). Furthermore, older adults who experience pain reduce physical activities such as walking and avoid instrumental tasks (e.g., household chores) that are key for maintaining independence, as compared with older adults experiencing less pain (Kress et al., 2014; Stubbs et al., 2013). Individuals show sizeable fluctuations in pain experiences and pain catastrophizing in an everyday context (Ho et al., 2016; Zhaoyang, Martire, & Darnall, 2020; Ziadni, Sturgeon, & Darnall, 2018). Hence, it is important to capture the time-varying nature of pain and to recognize that its experience may vary depending on changing mental states as individuals move from one situation to another (Stone, Broderick, Shiffman, & Schwartz, 2004; Turner, Mancl, & Aaron, 2004). Studies using repeated daily life assessments as individuals engage in their daily life routines and environments may be uniquely suited to examining psychological correlates of everyday pain experiences, because participants report their pain and other psychological processes (e.g., thoughts, feelings) in a way that maximizes ecological validity (Hoppmann & Riediger, 2009). This approach mitigates concerns about memory biases that can occur when relying on retrospective self-reported pain levels (Walentynowicz, Bogaerts, van Diest, Raes, & van den Bergh, 2015).

### Everyday Present-Moment Awareness and Pain

Mindfulness is a mental state that has been shown to affect various types of chronic pain (Hilton et al., 2017; Khoo et al., 2019). Kabat-Zinn (1982) defined mindfulness as “the intentional self-regulation of attention from moment to moment” (p. 34). It is a multifaceted construct and the multidimensional model of mindfulness (Baer, Smith, Hopkins, Krietemeyer, & Toney, 2006) suggests the following five key aspects: observing thoughts, feelings, and physical sensations (inner experiences); being able to describe such inner experiences; bringing awareness to the present moment; non-judgment of inner experiences; and non-reactivity to inner

experiences. This article focuses on only one of these facets; namely, present-moment awareness. Much of the literature looking at associations between mindfulness and pain has focused on intervention studies and *trained* mindfulness (Khoo et al., 2019; La Cour & Petersen, 2015). Importantly, higher *trait* mindfulness (a person’s average level of mindfulness across situations with or without prior practice) has been associated with a higher pain threshold (Harrison, Zeidan, Kitsaras, Ozcelik, & Salomons, 2019). The current study builds on this body of research and extends it by focusing on *state* present-moment awareness (i.e., how present and aware a person is on a particular day or at a particular moment) and on individuals who do not necessarily have prior formal mindfulness practice. Neurologically, the state of mindfulness goes along with increased activity in brain regions related to sensory processing and decreased activation of brain regions involved in evaluative and emotional responses (Harrison et al., 2019; Zeidan & Vago, 2016). Despite an increased awareness of pain sensations at times of increased present-moment awareness, negative internal dialogues including rumination, catastrophizing, and negative appraisal of the sensation may be reduced (Grecucci, Pappaianni, Siugzdaite, Theuninck, & Job, 2015; Paul, Stanton, Greeson, Smoski, & Wang, 2013). Furthermore, mindfulness also seems to be associated with greater pain acceptance (Henriksson, Wasara, & Rönnlund, 2016), an important factor in adjustment to chronic pain. Thus, a person’s ability to reduce negative thoughts by paying attention to the present moment, along with open-minded acceptance of one’s experiences, seems to be conducive to managing chronic pain. Therefore, individuals are expected to report less pain on days and in moments when they have higher present-moment awareness than usual.

### Everyday Present-Moment Awareness, Pain, and SES

Despite a growing body of research on associations between mindfulness and chronic pain, previous studies have often focused on samples who are predominantly white and well-educated (Waldron, Hong, Moskowitz, & Burnett-Zeigler, 2018). There is a distinct lack of research examining everyday mindfulness and pain in middle-aged and older samples that include under-represented groups such as visible minorities and individuals across the entire socio-economic spectrum. This is important because individuals low in SES (with SES defined by educational level, income, or occupation) carry a particularly high chronic disease and pain burden, likely because of elevated chronic stress, physical labor, more limited resources, and adverse life circumstances (Link & Phelan, 1995; Macfarlane, Norrie, Atherton, Power, & Jones, 2009; Poleshuck & Green, 2008). Furthermore, individuals experiencing chronic pain who are confronted with a high level of economic hardship might show greater pain reactivity to financial worries in everyday life (Rios & Zautra, 2011). Therefore, this study recognises that the dynamics underlying the proposed mindfulness–pain connection may differ by SES, operationally defined by level of education (a widely-used, reliable, and valid indicator of SES; Shavers, 2007).

### The Current Study

This study aimed to investigate time-varying associations between present-moment awareness and pain in adults across a range of socio-economic backgrounds using data from two independently collected samples (secondary analysis; Study 1: 14 daily evening

surveys from 89 adults 33–88 years of age living with the effects of a stroke; Study 2: three surveys per day for 10 days from 100 adults 50–85 years). It was hypothesized (H1) that individuals would report lower pain on days (Study 1) and in moments (Study 2) when they reported higher present-moment awareness than usual. Furthermore, it was hypothesized (H2) that individuals higher in trait present-moment awareness would report lower overall pain levels. Finally, SES was explored as a moderator of daily life present-moment awareness–pain associations. Analyses account for pertinent variables associated with mindfulness and pain (gender, age, self-rated health, ethnicity, cognitive functioning; Mahlo & Wind-sor, 2021b; Mills et al., 2019; Whitlock et al., 2017).

## Methods

This article presents a secondary analysis of data from published investigations (Lay, Pauly, Graf, Mahmood, & Hoppmann, 2020, Pauly et al., 2021; see the [Online Supplement](#) for details).

### Participants and Procedure

Study 1 included 89 community-dwelling adults living with the effects of a stroke (age range, 33–88 years, mean [M] age = 68.65, standard deviation [SD] = 10.45; 74% male; 85% White) who participated in a study on health behaviors in couples post-stroke (the partner data are not used here) and resided in urban and rural areas of Southern British Columbia, Canada (24% lived more than 2 hours' driving time from a cardiac care hospital). Study 1 inclusion criteria were that participants were able to handle a tablet device and read newspaper-sized print and that they could walk 10 m (with/without a mobility device). Study 2 included 100 community-dwelling adults living in Metro Vancouver, Canada (age range, 50–85 years, M age = 67.03, SD = 8.47; 36% male). The Study 2 sample was ethnically diverse (38% White, 58% East Asian, 4% other ethnicity) and 35 per cent of participants had incomes falling below the poverty threshold (< 20,000 CAD annually; Statistics Canada, 2019). Study 2 inclusion criteria were that participants were able to complete the study in English (57%), Mandarin (28%), or Cantonese (15%), were able to handle a tablet device and read newspaper-sized print, and had no diagnosed neurodegenerative disease. Participants provided written informed consent and the studies received ethics approval at the University of British Columbia (Study 1: Clinical Research Ethics Board, #H16-01189; Study 2: Behavioural Research Ethics Board, #H12-03117). Participants received up to CAD 100 or a tablet as reimbursement.

After an initial baseline session, participants were asked to complete repeated surveys of their daily or momentary thoughts, affect, and situational context for 14 consecutive days (Study 1, daily morning and evening surveys; only data from the evening surveys were used here) or 10 consecutive days (Study 2, three daily surveys in the morning, afternoon, and evening at predetermined times that fit with participants' schedules). Participant adherence to the procedure was high (Study 1: M = 12.19 daily questionnaires, SD = 2.91, range = 3–15; Study 2: M = 32.0 momentary questionnaires, SD = 10.01, range = 10–71).<sup>1</sup>

<sup>1</sup>In Study 2, some participants provided a surplus of completed questionnaires after the 10-day period was over. For the present analyses, these questionnaires were retained, but findings were replicated even if only questionnaires that fell within the 10-day study period were considered.

## Measures

### Everyday present-moment awareness

In Study 1, a single item (taken from the Mindful Attention Awareness Scale [MAAS]; Brown & Ryan, 2003) measured present-moment awareness in the evening questionnaire: “*Today, I found myself doing things without paying attention.*” This item was rated on a slider scale ranging from 0 (not at all) to 100 (very much) and reverse coded (M = 74.31, SD = 19.55). The person-average present-moment awareness score (aggregated over the daily diary period) was correlated at  $r = 0.24$  ( $p = 0.027$ ) with a trait measure of *acting with awareness*, as measured in the baseline session using eight items from the Five Facet Mindfulness Questionnaire (Baer et al., 2006). In Study 2, three times daily, participants were asked to think back to their inner experiences right before they were prompted to fill out the questionnaire and to describe their thoughts using a voice memo or the keyboard. Then, they were asked to rate the contents of these thoughts across a set of items, which included two items measuring present-moment awareness: “*I was thinking about something that happened in the past,*” “*I was thinking about something happening in the future*”; these were adapted from one item of the MAAS (“I find myself preoccupied with the future or the past”). Both questions were rated on a slider scale ranging from 0 (not at all true) to 100 (completely true). The items were reverse coded and aggregated to create a composite present-moment awareness score (M = 53.05, SD = 8.66).<sup>2</sup> We note that participants were not asked about whether they had had any formal mindfulness training.

### Everyday pain

In Study 1, participants responded to the question “*How much pain did you feel today?*” on a slider scale ranging from 0 (not at all) to 100 (very much) (M = 28.17, SD = 27.93; evening questionnaire). In Study 2, momentary pain was measured in the three questionnaires administered over the course of the day by asking about the extent to which participants agreed with “*I am in pain,*” rated on a slider scale ranging from 0 (not at all) to 100 (very much) (M = 20.99, SD = 19.53, range = 0–100).

### SES

Participants indicated their highest level of formal education. For the purposes of the current analysis, a binary indicator was created with 0 = “no post-secondary education” (Study 1: 24%; Study 2: 28%) and 1 = “at least some post-secondary education” (Study 1: 76%; Study 2: 72%). Data on educational attainment were missing for four individuals in Study 2 and were replaced with the mean.

### Covariates<sup>3</sup>

Age, gender (0 = male, 1 = female), ethnicity (0 = non-White, 1 = white), self-rated health (from 1 = “poor” to 5 = “excellent”), and animal naming score (as a measure of cognitive functioning/verbal fluency; Acevedo et al., 2000) were included as covariates in the models. Study 2 also controlled for time of assessment (0 = morning, 1 = afternoon, 2 = evening). In addition, each individual's present-

<sup>2</sup>Participants in Study 2 reported less present-moment awareness on later, as compared with earlier, days in the study ( $b = -0.81$ , standard error [SE] = 0.18,  $p < 0.001$ ). Controlling for time in the study did not change findings.

<sup>3</sup>Mean imputation was used for covariates with missing data (Study 1:  $n = 1$  for age,  $n = 2$  for ethnicity,  $n = 2$  for self-rated health; Study 2:  $n = 5$  for age,  $n = 1$  for self-rated health). Models were also analyzed excluding participants with missing values, which did not change findings.

moment awareness ratings were averaged across the 14 days (Study 1) or 10 days (Study 2) and this variable was included in the analysis to capture trait present-moment awareness.

### Statistical Analysis

To account for the nested data structure (measurement days in Study 1 and measurement occasions in Study 2 nested within individuals), multi-level modeling was conducted using the *R* package *lme4* (Bates et al., 2015). Models were estimated using restricted maximum likelihood estimation. Models included a random intercept and a random slope for daily/momentary present-moment awareness at the person level. Daily/momentary present-moment awareness was within-person centred and all other variables were centred at the sample mean, except for binary indicators. Time-varying within-person associations between daily/momentary present-moment awareness and pain (H1) and between-person associations between trait present-moment awareness and average pain levels (H2) were estimated first (Models A and C). Then, the cross-level interaction between daily/momentary present-moment awareness and post-secondary education was included to examine the moderating role of SES on present-moment awareness–pain associations (Models B and D).

### Results

Ms, SDs, and intercorrelations of study variables are reported in Table 1 (Study 1) and Table 2 (Study 2). There was a significant bivariate correlation between person-average present-moment awareness and pain in Study 1 ( $r = -0.23, p = 0.032$ ), but not in Study 2 ( $r = -0.06, p = 0.581$ ). In Study 2, participants of White ethnicity reported lower average present-moment awareness ( $r = -0.23, p = 0.019$ ). In both studies, participants with lower self-rated health reported higher pain levels (Study 1:  $r = -0.35, p < 0.001$ ; Study 2:  $r = -0.28, p = 0.005$ ). Verbal fluency was associated with higher education in Study 2 ( $r = 0.48, p < 0.001$ ) but was not associated with mindfulness or pain.

### Everyday Pain in Midlife and Older Adulthood

Multi-level models without predictors were estimated to determine how much variance in everyday pain ratings originated from differences among individuals versus differences among assessments within individuals. Pain ratings showed considerable variation from day to day within individuals in Study 1 (35% of variance) and from moment to moment in Study 2 (42% of variance). See Figure 1 for a graphical display of variation in pain ratings for five

**Table 1.** Means, standard deviations (SD), and intercorrelations of central study variables and control variables in Study 1 ( $n = 89$ )

Variable	Mean (SD) or %	2	3	4	5	6	7	8
1. Gender (female)	26%	-0.16	-0.02	0.18	-0.21*	-0.31**	0.16	0.00
2. Age	68.65 (10.45)		0.19	0.23*	-0.16	-0.01	0.07	-0.19
3. Self-rated health	2.55 (.91)			0.08	0.12	0.02	-0.07	-0.35**
4. Ethnicity (White)	85%				0.04	0.15	0.12	-0.18
5. Verbal fluency	16.33 (6.31)					0.15	0.17	-0.07
6. Post-secondary education	76%						-0.08	0.10
7. Person-average present-moment awareness	74.31 (19.55)							-0.23*
8. Person-average pain	28.17 (27.93)							

Note. Gender was coded 0 = male, 1 = female. Education was coded as 0 = no post-secondary education, 1 = at least some post-secondary education. Present-moment awareness and pain were measured on a scale from 0 (not at all) to 100 (very much).

\* $p < 0.05$ .

\*\* $p < 0.01$ .

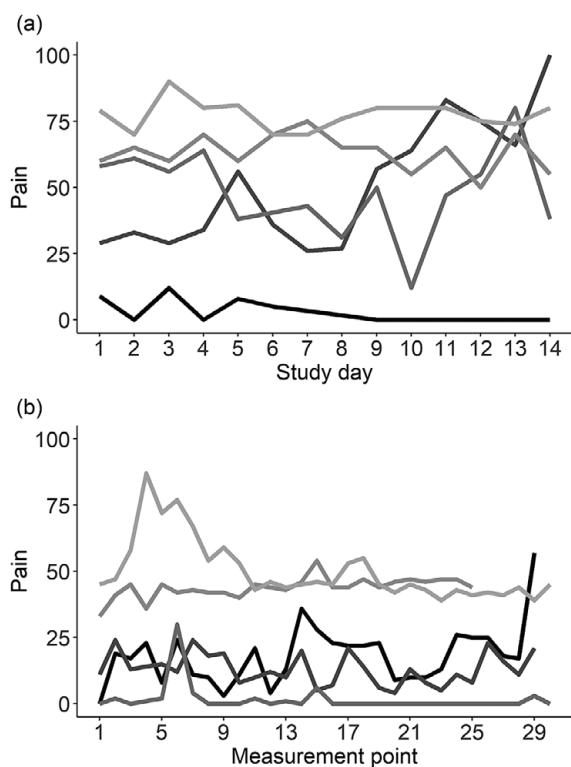
**Table 2.** Means, standard deviations (SD), and intercorrelations of central study variables and control variables in Study 2 ( $n = 100$ )

Variable	Mean (SD) or %	2	3	4	5	6	7	8
1. Gender (female)	64%	-0.14	0.16	0.03	0.22*	0.00	-0.06	0.15
2. Age	67.03 (8.47)		0.10	0.07	0.05	0.11	0.03	-0.16
3. Self-rated health	2.98 (0.97)			0.38**	0.26**	0.10	-0.17	-0.28**
4. Ethnicity (White)	38%				0.50**	0.26**	-0.23*	0.04
5. Verbal fluency	12.26 (3.74)					0.48**	-0.06	0.11
6. Post-secondary education	72%						-0.03	0.01
7. Person-average present-moment awareness	53.05 (8.66)							-0.06
8. Person-average pain	20.99 (19.53)							

Note. Gender was coded 0 = male, 1 = female. Education was coded as 0 = no post-secondary education, 1 = has some post-secondary education. Present-moment awareness and pain were measured on a scale from 0 (not at all true) to 100 (completely true).

\* $p < 0.05$ .

\*\* $p < 0.01$ .



**Figure 1.** Within-person variation of everyday pain ratings. Pain ratings of five randomly selected participants are displayed across 14 days in Study 1 (a) and across 30 measurement occasions in Study 2 (b). Each line represents one participant. It can be inferred that pain ratings varied between persons and within the same person, both across days and within a given day.

randomly selected participants in Study 1 and Study 2. Finding such variation justified the additional testing of pain moderators on a daily/momentary level.

### Everyday Present-Moment Awareness and Pain

In the first analysis, associations of fluctuations in present-moment awareness over time with daily/momentary experiences of pain were examined (within-person associations; see Models A and C in Table 3). As hypothesized (H1), participants reported less pain on days when they indicated higher present-moment awareness than usual in Study 1 ( $b = -7.61$ ,  $SE = 3.55$ ,  $p = 0.036$ ; see Figure 2). However, there was no significant association between momentary present-moment awareness and pain in Study 2 ( $b = -2.31$ ,  $SE = 1.87$ ,  $p = 0.221$ ). As expected (H2), participants who on average reported higher levels of present-moment awareness throughout the study period, that is, those with greater trait present-moment-awareness, also showed lower average pain levels in both studies (between-person associations; Study 1:  $b = -34.08$ ,  $SE = 14.46$ ,  $p = 0.021$ ; Study 2:  $b = -41.08$ ,  $SE = 14.03$ ,  $p = 0.004$ , see Figure 3). The percentage of variance explained by fixed effects was 21 per cent (Study 1) and 15 per cent (Study 2).

### Everyday Present-Moment Awareness, Pain, and SES

Next, we examined whether education level would moderate associations between daily/momentary present-moment awareness and pain. The cross-level interaction of education on present-moment awareness–pain associations was significant in Study

2 ( $b = 10.40$ ,  $SE = 4.01$ ,  $p = 0.011$ ) but not in Study 1 ( $b = 6.13$ ,  $SE = 7.66$ ,  $p = 0.426$ ; see Models B and D in Table 3). Specifically, present-moment awareness–pain associations were only significant for Study 2 participants without any post-secondary education ( $b = -9.74$ ,  $SE = 3.39$ ,  $p = 0.005$ ), but not among those with at least some post-secondary education ( $b = 0.66$ ,  $SE = 2.14$ ,  $p = 0.546$ ; see Figure 4). There was no main effect of post-secondary education on average reported pain in Study 2 ( $b = -2.02$ ,  $SE = 4.56$ ,  $p = 0.658$ ). However, in Study 1, participants with at least some post-secondary education showed lower average pain levels ( $b = -15.93$ ,  $SE = 5.80$ ,  $p = 0.007$ ). Variance explained by fixed effects was 21 per cent (Study 1) and 15 per cent (Study 2). Model D (including the interaction term) showed better fit to the data than Model C ( $\chi[1] = 6.66$ ,  $p = 0.010$ ); there was no significant improvement in fit for Model B as compared with Model A ( $\chi[1] = 0.67$ ,  $p = 0.412$ ).

### Discussion

The current study adds another dimension to cross-sectional research on mindfulness and chronic pain by examining associations between present-moment awareness and pain in the everyday lives of adults aged 33–88 years from a range of SES backgrounds. To do so, parallel analyses were conducted with two independently collected samples, one of which included adults who had experienced a significant health event (stroke) that is often associated with chronic pain (Harrison & Field, 2015). Multi-level models showed that adults who had experienced a stroke (Study 1) reported less pain on days on which they had indicated higher present-moment awareness than usual. In Study 2, higher momentary present-moment awareness was also associated with decreased pain levels, but only among participants without post-secondary education. In both studies, participants with greater trait present-moment awareness showed lower pain levels overall.

### Pain in Midlife and Older Adulthood

Average pain levels were about 30 out of 100 in Study 1 (adults who had had a stroke) and about 20 out of 100 in Study 2. This is comparable to pain ratings found with similar samples in previous research (Bergh, Sjöström, Odén, & Steen, 2000; Giske, Sandvik, & Røe, 2010) and underscores that pain is a common phenomenon in late midlife and old age (Schofield et al., 2011). The likelihood that chronic pain interferes with daily activities increases with age (Thomas, Peat, Harris, Wilkie, & Croft, 2004), making it crucial to better understand everyday contexts associated with “good” days and “bad” days. More than one third of the variance in pain ratings was located within persons, meaning that participants showed considerable variation in pain experiences from day to day and from moment to moment. The current study therefore sought to examine present-moment awareness as a mental state that might be linked with everyday pain fluctuations.

### Everyday Present-Moment Awareness and Pain

In line with studies investigating levels of mindfulness and pain at only one or two measurement points, greater average present-moment awareness was associated with lower average pain, on a between-person level (e.g., Poulin et al., 2016). The present study extends cross-sectional findings by looking at fluctuations in present-moment awareness and pain in everyday life, investigating the dynamics of the present-moment awareness–pain connection

**Table 3.** Fixed effects estimates for multi-level models predicting pain in Study 1 ( $n = 89$ ) and Study 2 ( $n = 100$ )

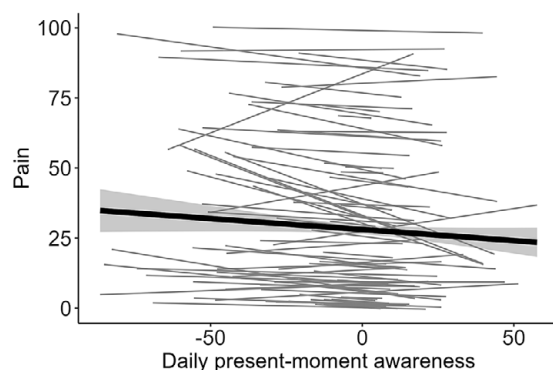
Variable	Study 1		Study 2	
	Model A Coefficient (SE)	Model B Coefficient (SE)	Model C Coefficient (SE)	Model D Coefficient (SE)
<i>Fixed effects</i>				
Intercept	39.19*** (7.54)	39.23*** (7.54)	22.95*** (5.94)	23.50*** (5.92)
Time of day (0 = Morning)			0.77* (0.32)	0.77* (0.32)
Gender (0 = Male)	-1.03 (6.89)	-1.02 (6.90)	3.06 (4.06)	3.10 (4.05)
Age	-0.22 (0.29)	-0.22 (0.29)	-0.28 (0.22)	-0.28 (0.21)
Self-rated health	-8.15* (3.21)	-8.14* (3.21)	-7.60*** (2.02)	-7.62*** (2.02)
Ethnicity (0 = not White)	-5.43 (8.13)	-5.45 (8.13)	3.17 (4.55)	3.15 (4.54)
Verbal fluency	0.14 (0.47)	0.14 (0.47)	0.85 (0.63)	0.86 (0.63)
Post-secondary education	-15.93** (5.80)	-15.99** (5.74)	-2.02 (4.56)	-2.74 (4.53)
Everyday present-moment awareness	-7.61* (3.55)	-9.56* (4.29)	-2.31 (1.87)	-9.74** (3.39)
Person-average Present-moment awareness	-34.08* (14.46)	-34.06* (14.46)	-41.08** (14.03)	-40.73** (14.01)
Everyday present-moment awareness × post-secondary education		6.13 (7.66)		10.40* (4.01)
<i>Random effects</i>				
Intercept variance	24.49***	24.49***	17.40***	17.40***
Everyday present-moment awareness slope variance	19.82***	19.84***	11.88***	11.08***
Covariance of intercept and everyday present-moment awareness slope	-0.02	-0.02	-0.11	-0.15
Residual variance	14.03***	14.03***	13.90***	13.90***
<i>Model fit</i>				
Deviance	9,116.7	9,110.2	26,286.1	26,275.0
Explained variance with fixed effects only / fixed and random effects	21% / 81%	21% / 81%	15% / 67%	15% / 67%

Note. Gender was coded 0 = male, 1 = female. Education was coded as 0 = no post-secondary education, 1 = at least some post-secondary education. Time of day was coded 0 = morning, 1 = afternoon, 2 = evening. Unstandardized regression coefficients are reported. Models A and B are based on 1,083 end-of-day surveys nested within 89 participants and Models C and D are based on 3,195 momentary assessments nested within 100 participants.

\* $p < 0.05$ .

\*\* $p < 0.01$ .

\*\*\* $p < 0.001$ .

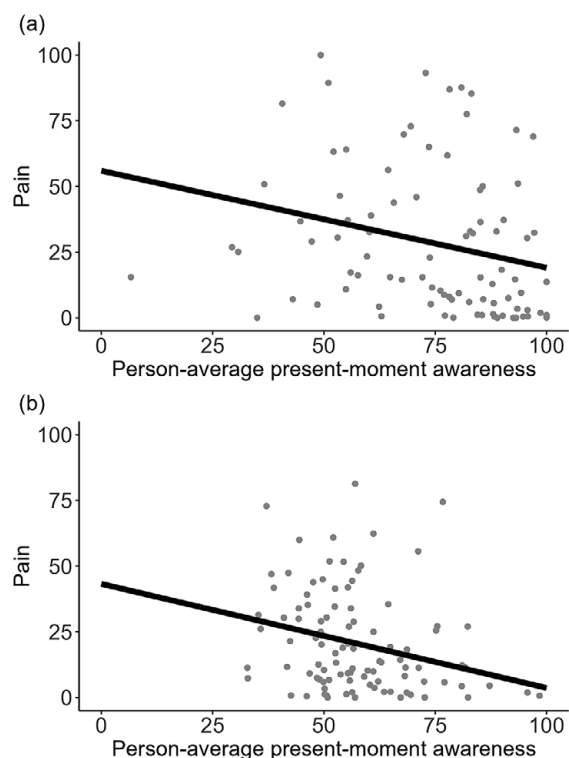


**Figure 2.** Model-implied within-person associations between momentary present-moment awareness and pain in Study 1. Participants in Study 1 reported decreased pain on days on which they reported higher present-moment awareness than usual. The gray area depicts the confidence band for the slope. Daily present-moment awareness is within-person centred.

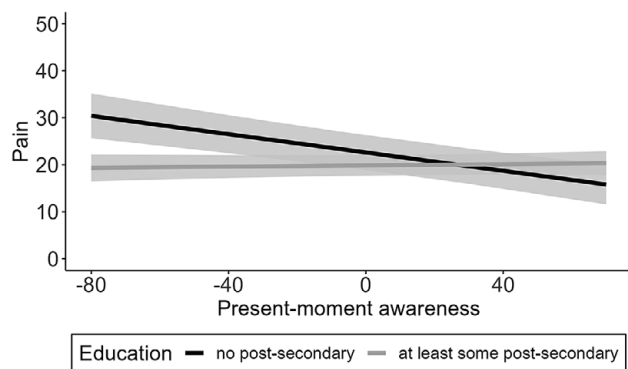
in an ecologically valid manner. In a sample of 89 community-dwelling adults 33–88 years of age post-stroke (Study 1), there was a significant negative association between time-varying present-moment awareness and pain, as rated at the end of the day. In Study 2, which recruited community-dwelling middle-aged to

older adults 50–85 years of age, higher present-moment awareness was only associated with lower momentary pain ratings (provided three times per day) among individuals without post-secondary education. There may be multiple explanations for these (in part) discrepant findings. First, the two studies measured different facets of everyday present-moment awareness (Study 1: acting with awareness; Study 2: thoughts focused on present, rather than past or future). Second, Study 2 asked about pain experiences in the moment, whereas in Study 1, the question involved recollecting pain experience over the day. Future research could build on the current findings by collecting data on pain and different state mindfulness facets (Mahlo & Windsor, 2021c) multiple times a day and using an end-of-day diary. Third, present-moment awareness might be particularly important among those faced with health limitations because it improves coping. Another daily diary study (Davis, Zautra, Wolf, Tennen, & Yeung, 2015) found that mindfulness was the most effective strategy for reducing pain and stress in individuals with rheumatoid arthritis, as compared with other strategies, including cognitive behavioral therapy and arthritis education.

Mindfulness training may be particularly useful for chronic pain management. A non-judgmental attitude toward inner experiences such as pain, which can be learned through mindfulness practices, seems to be critical to its effectiveness for chronic pain



**Figure 3.** Between-person associations between person-average present-moment awareness and pain in Study 1 and Study 2. Participants who on average indicated greater present-moment awareness reported lower average pain levels, consistently across Study 1 (a) and Study 2 (b).



**Figure 4.** Depiction of the cross-level interaction between education and momentary present-moment awareness on pain levels in Study 2. Education moderated momentary present-moment awareness–pain associations in Study 2, such that individuals with no post-secondary education reported decreased pain at moments when they indicated higher present-moment awareness than usual. Gray areas depict confidence bands for each simple slope. Momentary present-moment awareness is within-person centred.

management (Wang et al., 2019). Specifically, acceptance of pain might weaken the link between fearful thinking about pain and pain intensity (Crombez, Viane, Eccleston, Devulder, & Goubert, 2013) and can help individuals stay active despite pain (Kanzler et al., 2019). Secondary benefits of mindfulness interventions are that they have the potential to increase social support outside of family when administered in a group setting (Whitebird et al., 2013), which can be of further help for chronic pain management (Wilson et al., 2022). Although some of the intervention studies previously mentioned involved younger samples, there is evidence

of the feasibility and acceptability of mindfulness interventions in older adults (Mahlo & Windsor, 2021a; Morone, Greco, & Weiner, 2008). Mahlo and Windsor (2021b) reported that mindfulness facets (e.g., non-judgment and present focus) exhibit both between-person and within-person associations with key variables of well-being and affect; several of these associations were stronger at older ages. Future intervention studies that look at how mindfulness training impacts chronic pain over time in older adults would help clarify whether mindfulness is a promising candidate for pain management for older adults of diverse backgrounds.

#### *Everyday Present-Moment Awareness, Pain, and SES*

Present-moment awareness might be a particularly salient correlate of reduced pain experiences for individuals who are exposed to a larger number of life challenges. This could explain why higher everyday present-moment awareness was linked with less pain in Study 1 (individuals who had had a stroke) but present-moment awareness–pain associations were only significant among those participants in Study 2 who had no post-secondary education. Approximately one third of Study 2 participants' incomes fell below the poverty threshold. Individuals with low SES more frequently report maladaptive coping mechanisms (catastrophizing, rumination; Poleshuck & Green, 2008). Therefore, at moments when individuals with no post-secondary education were more aware and present they might have been less likely to use the type of maladaptive coping mechanisms that can exacerbate pain. Future studies should extend the present findings by examining everyday coping strategies and mindfulness-related behaviors such as self-compassion (Hallion, Taylor, Roberts, & Ashe, 2019) in relation to pain–mindfulness links among individuals from all walks of life. This is particularly important considering that there is a lack of research on the utility of mindfulness for alleviating physical health problems among racial/ethnic minorities and individuals of lower socio-economic background, populations that are already medically underserved (Waldron et al., 2018).

#### *Strengths, Limitations, and Future Directions*

The design of the two studies is unique in that people reported their present-moment awareness and pain levels in the context of their daily lives, which maximizes ecological validity (Hoppmann & Riediger, 2009). The samples include a substantial portion of people of low SES from different ethnic backgrounds to increase generalizability of findings. Specifically, the Study 2 sample included a large number of participants of East Asian heritage. East Asian individuals have been shown to place greater value on inner-focused, reflective, and quiet activities (e.g., meditation), as compared with North American individuals (Tsai, 2007; Tsai, Knutson, & Fung, 2006). Therefore, future research needs to examine cross-cultural differences in links between everyday mindfulness and pain.

Analyses were correlational in nature, and temporal ordering, let alone causality, between the variables cannot be assumed. Another limitation is that this project only measured one facet of state mindfulness (present-moment awareness), using one or two items, depending on the study. Future studies should use a more nuanced and comprehensive measure that captures the multifaceted nature of the mindfulness construct (also including facets of acceptance and non-judgement). In neither of the two studies was information obtained about prior exposure to and experience with mindfulness practices. Considering that exposure to mindfulness-

based practices is low in old age and even lower in those with less education (Clarke, Barnes, Black, Stussman, & Nahin, 2018; Olano et al., 2015), it is likely that a minority of participants in the current studies had prior experience with mindfulness training. Hence, this study's measure of (untrained) present-moment awareness might not reflect formally trained or practiced mindfulness. However, given literature showing that momentary measures may at times be more closely linked with bodily experiences and health outcomes (Conner & Barrett, 2012), this article gives added support to the utility of mindfulness for coping with chronic pain. Future studies should also replicate the present findings using a more comprehensive SES measure (e.g., a composite index; Shavers, 2007) and consider lifespan SES by collecting information on past and current socio-economic standing. In Study 2, participants might have interrupted their activities in anticipation of the questionnaires before their scheduled assessment times, which could have influenced the present-moment awareness measure. Finally, the relationship between mindfulness and pain might be non-linear; previous research has shown that low-level pain is often best responded to with distraction, but that once pain is above a critical threshold, an active response is needed that involves behaviors (e.g., taking medication) or psychological processing (e.g., re-interpretation; Johnson, 2005).

## Conclusion

The current study investigated associations between (state) present-moment awareness and pain in two samples of adults 33–88 years of age from varied socio-economic backgrounds. Higher daily present-moment awareness was associated with less pain in adults after stroke (Study 1). Education level moderated momentary present-moment awareness–pain associations in Study 2 such that only participants with no post-secondary education reported lower pain ratings at moments when they were more present than usual. In both studies, greater average (trait) present-moment awareness was associated with lower overall pain levels. These findings provide evidence from an ecologically valid design that mindfulness is closely linked with everyday pain experiences.

**Acknowledgments.** We thank our study participants for making this project possible.

**Supplementary material.** The supplementary material for this article can be found at <http://doi.org/10.1017/S0714980823000326>.

**Funding.** This work was supported by the Vancouver Foundation (grant number UNR13-0484); and the Heart and Stroke Foundation of Canada (grant number G-16-00012717). We gratefully acknowledge support from the Swiss Government Excellence Scholarship and the Swiss National Science Foundation (grant #CR12II\_166348/1) to Theresa Pauly, from the Canada Research Chairs (CRC) Program to Christiane Hoppmann and Maureen Ashe, and from the Michael Smith Foundation for Health Research to Rachel Murphy (grant #17644).

## References

Acevedo, A., Loewenstein, D. A., Barker, W. W., Harwood, D. G., Luis, C., Bravo, M., et al. (2000). Category fluency test: Normative data for English- and Spanish-speaking elderly. *Journal of the International Neuropsychological Society*, *6*(7), 760–769. <https://doi.org/10.1017/s1355617700677032>

Baer, R. A., Smith, G. T., Hopkins, J., Krietemeyer, J., & Toney, L. (2006). Using self-report assessment methods to explore facets of mindfulness. *Assessment*, *13*(1), 27–45. <https://doi.org/10.1177/1073191105283504>

Barbour, K. E., Helmick, C. G., Boring, M., & Brady, T. J. (2017). Vital signs: Prevalence of doctor-diagnosed arthritis and arthritis-attributable activity limitation - United States, 2013–2015. *Morbidity and Mortality Weekly Report*, *66*(9), 246–253. <https://doi.org/10.15585/mmwr.mm6609e1>

Bates, D., Mächler, M., Bolker, B., & Walker, S. (2015). Fitting linear mixed-effects models using lme4. *Journal of Statistical Software*, *67*(1), 1–48. <https://doi.org/10.18637/jss.v067.i01>

Bergh, I., Sjöström, B., Odén, A., & Steen, B. (2000). An application of pain rating scales in geriatric patients. *Aging*, *12*(5), 380–387. <https://doi.org/10.1007/BF03339864>

Brown, K. W., & Ryan, R. M. (2003). The benefits of being present: Mindfulness and its role in psychological well-being. *Journal of Personality and Social Psychology*, *84*(4), 822–848. <https://doi.org/10.1037/0022-3514.84.4.822>

Clarke, T. C., Barnes, P. M., Black, L. I., Stussman, B. J., & Nahin, R. L. (2018). *Use of yoga, meditation, and chiropractors among U.S. adults aged 18 and over*. NCHS Data Brief. Retrieved 25 February 2022 from <https://www.cdc.gov/nchs/data/databriefs/db325-h.pdf>.

Conner, T. S., & Barrett, L. F. (2012). Trends in ambulatory self-report: The role of momentary experience in psychosomatic medicine. *Psychosomatic Medicine*, *74*(4), 327–337. <https://doi.org/10.1097/PSY.0b013e3182546f18>

Crombez, G., Viane, I., Eccleston, C., De vulder, J., & Goubert, L. (2013). Attention to pain and fear of pain in patients with chronic pain. *Journal of Behavioral Medicine*, *36*(4), 371–378. <https://doi.org/10.1007/s10865-012-9433-1>

Davis, M. C., Zautra, A. J., Wolf, L. D., Tennen, H., & Yeung, E. W. (2015). Mindfulness and cognitive-behavioral interventions for chronic pain: Differential effects on daily pain reactivity and stress reactivity. *Journal of Consulting and Clinical Psychology*, *83*(1), 24–35. <https://doi.org/10.1037/a0038200>

Fitzcharles, M.-A., Rampakakis, E., Ste-Marie, P. A., Sampalis, J. S., & Shir, Y. (2014). The association of socioeconomic status and symptom severity in persons with fibromyalgia. *Journal of Rheumatology*, *41*(7), 1398–1404. <https://doi.org/10.3899/jrheum.131515>

Giske, L., Sandvik, L., & Røe, C. (2010). Comparison of daily and weekly retrospectively reported pain intensity in patients with localized and generalized musculoskeletal pain. *European Journal of Pain*, *14*(9), 959–965. <https://doi.org/10.1016/j.ejpain.2010.02.011>

Grecucci, A., Pappaianni, E., Stugzdaitė, R., Theuninck, A., & Job, R. (2015). Mindful emotion regulation: Exploring the neurocognitive mechanisms behind mindfulness. *BioMed Research International*, *2015*, 670724. <https://doi.org/10.1155/2015/670724>

Hallion, M., Taylor, A., Roberts, R., & Ashe, M. (2019). Exploring the association between physical activity participation and self-compassion in middle-aged adults. *Sport, Exercise, and Performance Psychology*, *8*(3), 305–316. <https://doi.org/10.1037/spy0000150>

Harrison, R., Zeidan, F., Kitsaras, G., Ozcelik, D., & Salomons, T. V. (2019). Trait mindfulness is associated with lower pain reactivity and connectivity of the default mode network. *Journal of Pain*, *20*(6), 645–654. <https://doi.org/10.1016/j.jpain.2018.10.011>

Harrison, R. A., & Field, T. S. (2015). Post stroke pain: Identification, assessment, and therapy. *Cerebrovascular Diseases*, *39*(3–4), 190–201. <https://doi.org/10.1159/000375397>

Henriksson, J., Wasara, E., & Rönnlund, M. (2016). Effects of eight-week-web-based mindfulness training on pain intensity, pain acceptance, and life satisfaction in individuals with chronic pain. *Psychological Reports*, *119*(3), 586–607. <https://doi.org/10.1177/0033294116675086>

Hilton, L., Hempel, S., Ewing, B. A., Apaydin, E., Xenakis, L., Newberry, S., et al. (2017). Mindfulness meditation for chronic pain: Systematic review and meta-analysis. *Annals of Behavioral Medicine*, *51*(2), 199–213. <https://doi.org/10.1007/s12160-016-9844-2>

Ho, A., Ashe, M. C., DeLongis, A., Graf, P., Khan, K. M., & Hoppmann, C. A. (2016). Gender differences in pain-physical activity linkages among older adults: Lessons learned from daily life approaches. *Pain Research & Management*, *2016*, 1931590. <https://doi.org/10.1155/2016/1931590>

Hoppmann, C. A., & Riediger, M. (2009). Ambulatory assessment in lifespan psychology. *European Psychologist*, *14*(2), 98–108. <https://doi.org/10.1027/1016-9040.14.2.98>



- Johnson, M. H. (2005). How does distraction work in the management of pain? *Current Pain and Headache Reports*, *9*(2), 90–95. <https://doi.org/10.1007/s11916-005-0044-1>
- Kabat-Zinn, J. (1982). An outpatient program in behavioral medicine for chronic pain patients based on the practice of mindfulness meditation: Theoretical considerations and preliminary results. *General Hospital Psychiatry*, *4*(1), 33–47. [https://doi.org/10.1016/0163-8343\(82\)90026-3](https://doi.org/10.1016/0163-8343(82)90026-3)
- Kanzler, K. E., Pugh, J. A., McGeary, D. D., Hale, W. J., Mathias, C. W., Kilpela, L. S., et al. (2019). Mitigating the effect of pain severity on activity and disability in patients with chronic pain: The crucial context of acceptance. *Pain Medicine*, *20*(8), 1509–1518. <https://doi.org/10.1093/pm/pny197>
- Khoo, E.-L., Small, R., Cheng, W., Hatchard, T., Glynn, B., Rice, D. B., et al. (2019). Comparative evaluation of group-based mindfulness-based stress reduction and cognitive behavioural therapy for the treatment and management of chronic pain: A systematic review and network meta-analysis. *Evidence-Based Mental Health*, *22*(1), 26–35. <https://doi.org/10.1136/ebmental-2018-300062>
- Kress, H.-G., Ahlbeck, K., Aldington, D., Alon, E., Coaccioli, S., Coluzzi, F., et al. (2014). Managing chronic pain in elderly patients requires a CHANGE of approach. *Current Medical Research and Opinion*, *30*(6), 1153–1164. <https://doi.org/10.1185/03007995.2014.887005>
- La Cour, P., & Petersen, M. (2015). Effects of mindfulness meditation on chronic pain: A randomized controlled trial. *Pain Medicine*, *16*(4), 641–652. <https://doi.org/10.1111/pme.12605>
- Lay, J. C., Pauly, T., Graf, P., Mahmood, A., & Hoppmann, C. A. (2020). Choosing solitude: Age differences in situational and affective correlates of solitude-seeking in midlife and older adulthood. *Journals of Gerontology. Series B, Psychological Sciences and Social Sciences*, *75*(3), 483–493. <https://doi.org/10.1093/geronb/gby044>
- Link, B. G., & Phelan, J. (1995). Social conditions as fundamental causes of disease. *Journal of Health and Social Behavior*, *35*, 80–94. <https://doi.org/10.2307/2626958>
- Macfarlane, G. J., Norrie, G., Atherton, K., Power, C., & Jones, G. T. (2009). The influence of socioeconomic status on the reporting of regional and widespread musculoskeletal pain: Results from the 1958 British Birth Cohort Study. *Annals of the Rheumatic Diseases*, *68*(10), 1591–1595. <https://doi.org/10.1136/ard.2008.093088>
- Mahlo, L., & Windsor, T. D. (2021a). Feasibility, acceptability, and preliminary efficacy of an app-based mindfulness-meditation program among older adults. *Gerontologist*, *61*(5), 775–786. <https://doi.org/10.1093/geront/gnaa093>
- Mahlo, L., & Windsor, T. D. (2021b). Older and more mindful? Age differences in mindfulness components and well-being. *Aging & Mental Health*, *25*(7), 1320–1331. <https://doi.org/10.1080/13607863.2020.1734915>
- Mahlo, L., & Windsor, T. D. (2021c). State mindfulness and affective well-being in the daily lives of middle-aged and older adults. *Psychology and Aging*, *36*, 642–659. <https://doi.org/10.1037/pag0000596>
- Marshansky, S., Mayer, P., Rizzo, D., Baltzan, M., Denis, R., & Lavigne, G. J. (2018). Sleep, chronic pain, and opioid risk for apnea. *Progress in Neuro-Psychopharmacology & Biological Psychiatry*, *87*, 234–244. <https://doi.org/10.1016/j.pnpbp.2017.07.014>
- Mills, S. E. E., Nicolson, K. P., & Smith, B. H. (2019). Chronic pain: A review of its epidemiology and associated factors in population-based studies. *British Journal of Anaesthesia*, *123*(2), e273–e283. <https://doi.org/10.1016/j.bja.2019.03.023>
- Morone, N. E., Greco, C. M., & Weiner, D. K. (2008). Mindfulness meditation for the treatment of chronic low back pain in older adults: A randomized controlled pilot study. *Pain*, *134*(3), 310–319. <https://doi.org/10.1016/j.pain.2007.04.038>
- Noren Hooten, N., Pacheco, N. L., Smith, J. T., & Evans, M. K. (2022). The accelerated aging phenotype: The role of race and social determinants of health on aging. *Ageing Research Reviews*, *73*, 101536. <https://doi.org/10.1016/j.arr.2021.101536>
- Olano, H. A., Kachan, D., Tannenbaum, S. L., Mehta, A., Annane, D., & Lee, D. J. (2015). Engagement in mindfulness practices by U.S. Adults: Sociodemographic barriers. *Journal of Alternative and Complementary Medicine*, *21*(2), 100–102. <https://doi.org/10.1089/acm.2014.0269>
- Paul, N. A., Stanton, S. J., Greeson, J. M., Smoski, M. J., & Wang, L. (2013). Psychological and neural mechanisms of trait mindfulness in reducing depression vulnerability. *Social Cognitive and Affective Neuroscience*, *8*(1), 56–64. <https://doi.org/10.1093/scan/nns070>
- Pauly, T., Ashe, M. C., Murphy, R., Gerstorff, D., Linden, W., Madden, K. M., et al. (2021). Active with whom? Examining the social context of physical activity in individuals after stroke and their partners. *Frontiers in Public Health*, *9*, 754046. <https://doi.org/10.3389/fpubh.2021.754046>
- Poleshuck, E. L., & Green, C. R. (2008). Socioeconomic disadvantage and pain. *Pain*, *136*(3), 235–238. <https://doi.org/10.1016/j.pain.2008.04.003>
- Poulin, P. A., Romanow, H. C., Rahbari, N., Small, R., Smyth, C. E., Hatchard, T., et al. (2016). The relationship between mindfulness, pain intensity, pain catastrophizing, depression, and quality of life among cancer survivors living with chronic neuropathic pain. *Supportive Care in Cancer*, *24*(10), 4167–4175. <https://doi.org/10.1007/s00520-016-3243-x>
- Rios, R., & Zautra, A. J. (2011). Socioeconomic disparities in pain: The role of economic hardship and daily financial worry. *Health Psychology*, *30*(1), 58–66. <https://doi.org/10.1037/a0022025>
- Sauer, S., Walach, H., Schmidt, S., Hinterberger, T., Lynch, S., Büssing, A., et al. (2013). Assessment of mindfulness: Review on state of the art. *Mindfulness*, *4*(1), 3–17. <https://doi.org/10.1007/s12671-012-0122-5>
- Schofield, P., Clarke, A., Jones, D., Martin, D., McNamee, P., & Smith, B. (2011). Chronic pain in later life: A review of current issues and challenges. *Aging Health*, *7*(4), 551–556. <https://doi.org/10.2217/ahe.11.41>
- Schopflocher, D., Taenzer, P., & Jovey, R. (2011). The prevalence of chronic pain in Canada. *Pain Research & Management*, *16*(6), 445–450. <https://doi.org/10.1155/2011/876306>
- Shavers, V. L. (2007). Measurement of socioeconomic status in health disparities research. *Journal of the National Medical Association*, *99*(9), 1013–1023.
- Statistics Canada. (2019). Low income cut-offs (LICOs) before and after tax by community size and family size, in current dollars. Retrieved 25 February 2022 from <https://doi.org/10.25318/1110024101-eng>.
- Statistics Canada. (2020). Health characteristics, annual estimates: Table 13-10-0096-06 Arthritis, by age group. Retrieved 25 February 2022 from <https://doi.org/10.25318/1310009601-eng>.
- Steptoe, A., & Zaninotto, P. (2020). Lower socioeconomic status and the acceleration of aging: An outcome-wide analysis. *Proceedings of the National Academy of Sciences of the United States of America*, *117*(26), 14911–14917. <https://doi.org/10.1073/pnas.1915741117>
- Stone, A. A., & Broderick, J. E. (2007). Real-time data collection for pain: Appraisal and current status. *Pain Medicine*, *8*(Suppl 3), S85–S93. <https://doi.org/10.1111/j.1526-4637.2007.00372.x>
- Stone, A. A., Broderick, J. E., Shiffman, S. S., & Schwartz, J. E. (2004). Understanding recall of weekly pain from a momentary assessment perspective: Absolute agreement, between- and within-person consistency, and judged change in weekly pain. *Pain*, *107*(1–2), 61–69. <https://doi.org/10.1016/j.pain.2003.09.020>
- Stubbs, B., Binnekade, T. T., Soundy, A., Schofield, P., Huijnen, I. P. J., & Eggermont, L. H. P. (2013). Are older adults with chronic musculoskeletal pain less active than older adults without pain? A systematic review and meta-analysis. *Pain Medicine*, *14*(9), 1316–1331. <https://doi.org/10.1111/pme.12154>
- Thomas, E., Peat, G., Harris, L., Wilkie, R., & Croft, P. R. (2004). The prevalence of pain and pain interference in a general population of older adults: Cross-sectional findings from the North Staffordshire Osteoarthritis Project (NorStOP). *Pain*, *110*(1–2), 361–368. <https://doi.org/10.1016/j.pain.2004.04.017>
- Tsai, J. L. (2007). Ideal affect: Cultural causes and behavioral consequences. *Perspectives on Psychological Science: A Journal of the Association for Psychological Science*, *2*(3), 242–259. <https://doi.org/10.1111/j.1745-6916.2007.00043.x>
- Tsai, J. L., Knutson, B., & Fung, H. H. (2006). Cultural variation in affect valuation. *Journal of Personality and Social Psychology*, *90*(2), 288–307. <https://doi.org/10.1037/0022-3514.90.2.288>
- Turner, J. A., Mancl, L., & Aaron, L. A. (2004). Pain-related catastrophizing: A daily process study. *Pain*, *110*(1–2), 103–111. <https://doi.org/10.1016/j.pain.2004.03.014>

- Waldron, E. M., Hong, S., Moskowitz, J. T., & Burnett-Zeigler, I. (2018). A systematic review of the demographic characteristics of participants in US-based randomized controlled trials of mindfulness-based interventions. *Mindfulness*, *9*(6), 1671–1692. <https://doi.org/10.1007/s12671-018-0920-5>
- Walentynowicz, M., Bogaerts, K., van Diest, I., Raes, F., & van den Bergh, O. (2015). Was it so bad? The role of retrospective memory in symptom reporting. *Health Psychology*, *34*(12), 1166–1174. <https://doi.org/10.1037/hea0000222>
- Wang, Y., Qi, Z., Hofmann, S. G., Si, M., Liu, X., & Xu, W. (2019). Effect of acceptance versus attention on pain tolerance: Dissecting two components of mindfulness. *Mindfulness*, *10*(7), 1352–1359. <https://doi.org/10.1007/s12671-019-1091-8>
- Whitebird, R. R., Kreitzer, M., Crain, A. L., Lewis, B. A., Hanson, L. R., & Enstad, C. J. (2013). Mindfulness-based stress reduction for family caregivers: A randomized controlled trial. *Gerontologist*, *53*(4), 676–686. <https://doi.org/10.1093/geront/gns126>
- Whitlock, E. L., Diaz-Ramirez, L. G., Glymour, M. M., Boscardin, W. J., Covinsky, K. E., & Smith, A. K. (2017). Association between persistent pain and memory decline and dementia in a longitudinal cohort of elders. *JAMA Internal Medicine*, *177*(8), 1146–1153. <https://doi.org/10.1001/jamainternmed.2017.1622>
- Wilson, J. M., Colebaugh, C. A., Flowers, K. M., Meints, S. M., Edwards, R. R., & Schreiber, K. L. (2022). Social support and psychological distress among chronic pain patients: The mediating role of mindfulness. *Personality and Individual Differences*, *190*, 111551. <https://doi.org/10.1016/j.paid.2022.111551>
- Zeidan, F., & Vago, D. R. (2016). Mindfulness meditation-based pain relief: A mechanistic account. *Annals of the New York Academy of Sciences*, *1373*(1), 114–127. <https://doi.org/10.1111/nyas.13153>
- Zhaoyang, R., Martire, L. M., & Darnall, B. D. (2020). Daily pain catastrophizing predicts less physical activity and more sedentary behavior in older adults with osteoarthritis. *Pain*, *161*(11), 2603–2610. <https://doi.org/10.1097/j.pain.0000000000001959>
- Ziadni, M. S., Sturgeon, J. A., & Darnall, B. D. (2018). The relationship between negative metacognitive thoughts, pain catastrophizing and adjustment to chronic pain. *European Journal of Pain*, *22*(4), 756–762. <https://doi.org/10.1002/ejp.1160>