

# The Journal of Laryngology and Otology

EDITED BY  
SIR GEOFFREY BATEMAN

ASSISTANT EDITOR  
JOHN BALLANTYNE

## Contents

The crossed acoustic response . . . . .	ELLIS DOUEK, WILLIAM GIBSON and KEITH HUMPHRIES	711
The duplex theory of hearing. A new concept . . . . .	S. C. STYLIS	727
Unfair discrimination in the cochlea . . . . .	S. C. STYLIS	739
The management of malignant tumours affecting the maxillary and ethmoidal sinuses . . . . .	D. F. N. HARRISON	749
The transpalatal approach for Vidian neurectomy in allergic rhinitis . . . . .	HASSAN M. MOSTAFA, SALEM M. ABDEL-LATIF and SHABAAN BAHIG SALAL EL-DIN	773
Non-traumatic C.S.F. rhinorrhoea associated with congenitally malformed ears . . . . .	A. P. FREELAND	781
Clinical records—		
Lipoma of the pharynx (A report of four cases) . . . . .	HUSSEIN H. TOPPOZADA, MOSTAFA A. SHEHATA and AMR I. MAHER	787
Teratoid tumours of the nasopharynx . . . . .	R. BADRAWY, SOAD A. FAHMY and A. M. TAHA	795
Hamartomas of ear and nose. . . . .	S. K. KACKER and G. DASGUPTA	801
Malignant lymphoma of the larynx . . . . .	DAVID C. BABBITT, C. T. YARINGTON, JR., and ANTHONY J. YONKERS	807
Nasal chondroma . . . . .	J. M. FACCINI and J. L. WILLIAMS	811
Myxoma involving the soft tissues of the face . . . . .	J. M. FACCINI and J. L. WILLIAMS	817
Multiple neurilemmomas in the alae nasi . . . . .	K. B. BARGAVA, K. C. GADRE and P. S. MUNDADA	823
Society proceedings . . . . .		827
General Notes . . . . .		829

Headley Brothers Ltd  
Ashford, Kent

Annual Subscription £8 net, U.S.A. \$23

Monthly, £1 net, post free

# The Journal of Laryngology and Otology

(FOUNDED in 1887 by MORELL MACKENZIE and NORRIS WOLFENDEN)

EDITED BY  
SIR GEOFFREY BATEMAN

ASSISTANT EDITOR  
JOHN BALLANTYNE

---

1. Original articles which have not been published elsewhere are invited and should be sent to the Editor. They are considered for publication on the understanding that they are contributed to this *Journal* solely. Reproduction elsewhere, in whole or in part, is not permitted without the previous written consent of the Author and Editor and the customary acknowledgement must be made.

2. Manuscripts should be typewritten, on one side only of the paper, and well spaced. Captions to illustrations should be typed on a separate sheet and sent at the same time as original photographs, etc.

The Harvard system of recording references should be used, e.g. GREEN, C., and BROWN, D. (1951), *Journal of Laryngology and Otology*, 65, 33. The titles of all Journals should be given without abbreviation.

It is most important that authors should verify personally the accuracy of every reference before submitting a paper for publication.

3. Galley proofs and engraver's proofs of illustrations are sent to the author. Corrections, which should be kept to a minimum, must be clearly marked, and no extra matter added. Proofs should be returned within 5 days.

4. Illustration blocks will normally be held by the Printers for three years, after which they will be destroyed. Any author is entitled to have these returned to him, but a request for this must be sent within three years of the appearance of the article, to HEADLEY BROTHERS LTD., The Invicta Press, Ashford, Kent. Coloured illustrations will be charged to authors, unless a special grant is authorized by the Editor.

5. Orders for reprints must be sent when returning galley proofs, and for this purpose special forms are supplied.

6. Editorial communications may be addressed to THE EDITOR, *Journal of Laryngology*, c/o HEADLEY BROTHERS LTD., The Invicta Press, Ashford, Kent.

7. The annual subscription is £8 (eight pounds sterling) post free; U.S.A. \$23 post free, and payable in advance.

8. Single copies of current or back numbers (when available) will be on sale at £1 (including postage) each.

9. All subscriptions, advertising and business communications should be sent to the publishers, or subscription agents.


**HEADLEY BROTHERS LTD.**

The Invicta Press, ASHFORD, Kent.

© *Journal of Laryngology and Otology Ltd.*, 1973

# AMPLIVOX 84

The successor to  
the world's most widely used  
clinical Audiometer.



Take a look at all the advantages you get  
with this superb audiometer.

- Pure tone at eleven frequencies—now including 750 Hz
- Bone conduction at eight frequencies
- Narrow band masking via insert and headphones
- Automatic presentation
- ISO specification
- Trimpot calibration
- Continuously variable second channel for ABLB (Fowler) recruitment test
- Tone decay test
- Illuminated patient's signal

**PLUS** Calibrated speech audiometry via microphone or tape.

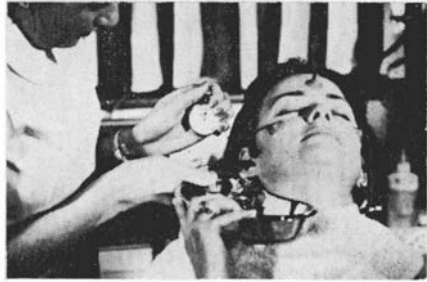
Write now for illustrated brochure to :

**AMPLIVOX HEARING CONSERVATION LTD**

Beresford Avenue, Wembley, Middx. HA0 1RU. Phone: 01-902 8991

# UNRIVALLED VERTIGO DIAGNOSIS

## Series 3050 Electronystagmograph




The series 3050 Electronystagmograph is the most notable advance in the field of vertigo diagnosis to date. This portable, compact unit provides new high definition fine line recordings from direct writing heated stylus, easy chart loading with minimal chart waste, and dual speed drive, 5 and 10 mm per sec. Nystagmus duration and intensity are recorded free of distortion or artifact thanks to highly stable, high performance circuitry. Patient safety stringently observed.

The 3050 electronystagmograph is another product of Watson Victor's long experience — it's fully transistorised and measures a most compact 12" x 12" x 5". Power requirements: 240 Volt 50Hz or 110 Volt 60Hz. This includes the powering of inbuilt calibration lights.

U.K. Distributors: **AMPLIVOX**  
Beresford Ave, Wembley, Middlesex, England.

### AMPLIVOX



Beresford Ave.,  
Wembley,  
Middlesex,  
England.

Please forward me  
further information  
on the CardiTRACE  
3050 Electro-  
nystagmograph

Name .....

Address .....

SPS9.411.486A

# THE LARYNGOSCOPE

A Monthly Journal  
devoted to the disease of  
EAR, NOSE AND THROAT

*Official organ for the American Laryngological  
Rhinological and Otological Society*

Price \$25.00 per year      Canada \$27.00 per year  
Foreign \$27.00 per year

ESTABLISHED 1896

JOSEPH H. OGURA, M.D.  
EDITOR

222 PINE LAKE ROAD, COLLINSVILLE,  
ILLINOIS 62234



# DURALITE TRACHEA TUBES



## ADVANTAGES

Made of natural nylon.

Softens while in the body allowing flexibility, reducing risks of sclerosis, as well as being more comfortable.

Easy to clean, re-usable and autoclavable.

Inexpensive, but the thin walls are designed to make it comparable to metal tubes.

Precision made, with flush distal ends on inner and outer cannula .

Inner cannula locks into the outer cannula.

Available in sizes 3 to 9. Sizes 7, 8 and 9 are also available in Laryngectomy lengths.

Available with 15mm adaptor for Intensive Care Units.

**Down Bros and Mayer & Phelps Ltd.**  
CHURCH PATH · MITCHAM · SURREY · CR4 3UE

# MODERN TECHNIQUES OF VOCAL REHABILITATION

MORTON COOPER, Ph.D.



**“This book is superb.”**

**Lawrence Pleet, M.D.**, *Otolaryngologist, Clinical Instructor, Department of Head and Neck Surgery, University of California at Los Angeles School of Medicine*

**“... a comprehensive and fine review of voice disorders and vocal rehabilitation.”**

**Benjamin M. Kagan, M.D.**, *Director of Division of Pediatrics, Cedars of Lebanon Hospital, Professor of Pediatrics, UCLA School of Medicine*

**“... an unusually clear and comprehensive text . . . .”**

**David Rubin, Ph.D., M.D.**, *Clinical Professor of Physical Medicine and Rehabilitation at the University of Southern California Medical School*

**“This book should be in the hands of every thoughtful psychotherapist!”**

**John Warkentin, Ph.D., M.D.**, *Psychiatrist, Atlanta Psychiatric Clinic, Atlanta, Georgia*

These are just a few of many enthusiastic reviews of Doctor Cooper's new book, MODERN TECHNIQUES OF VOCAL REHABILITATION. Here is a fresh approach to vocal rehabilitation which is an outgrowth of ten years of clinical experience with over 1400 dysphonic patients. Detailed is a practical therapeutic approach which combines direct voice therapy to alleviate and/or eliminate the dysphonia, vocal education to gain insight into the vocal myths surrounding the speaking voice, and vocal psychotherapy to alter the vocal image and vocal role. Examples of topics discussed are: symptoms and causes of voice disorders, therapy for specific functional and organic dysphonias, and observations and results of vocal rehabilitation.

**“... his therapeutic results are impressive enough to command the attention of his colleagues and all others interested in the management of vocal disorders.”**

*From the Foreword*

**Henry J. Rubin, M.D.**, *Senior Attending, Department of Otolaryngology, Cedars-Sinai Medical Center, Los Angeles; Assistant Clinical Professor, University of California at Los Angeles School of Medicine*

We echo the opinions expressed in these reviews and add that this book should be in the library of informed speech therapists, physicians, psychologists, and other specialists.

Truly an outstanding and unique new work!

'73, 360 pp., 5 il., \$12.95.

CHARLES C THOMAS · PUBLISHER

301-327 East  
Lawrence Avenue

SPRINGFIELD · ILLINOIS 62717

Please mention *The Journal of Laryngology and Otology* when replying to advertisements

# Squamous cell carcinomas of the head and neck often respond to Bleomycin Lundbeck

Bleomycin may be of value, either alone (1, 2, 3) or in combination with radiation (4, 5) in the treatment of tumours affecting the mouth, nasopharynx and paranasal sinuses, larynx or oesophagus. Well differentiated tumours usually respond better than anaplastic ones.

Bleomycin has:

No toxic effect on the bone marrow.

No immunosuppressive action.

There have been no reports of cross resistance with other currently used oncolytic drugs.

Dose: 15mg-30mg intramuscularly or intravenously to a total dose of up to 300mg depending on factors including the condition to be treated and the age of the patient.

Adverse reactions: Side effects which may occur include fever, anorexia, tiredness, nausea and the development of lesions of the skin or oral mucosa. Interstitial pneumonia may occur during, or occasionally after, a course of treatment. This condition may on occasions develop into fatal pulmonary fibrosis, but such an occurrence is rare on recommended doses. Patients undergoing treatment should have chest X-rays taken weekly.

References: (1) Brit. Med. J. (1970) **2**, 643-645 (2) Brit. Med. J. (1972) **4**, 635-638 (3) Med. J. of Australia (1972) **2**, 246-249 (4) Eur. J. of Cancer (1972) **8**, 531-534 (5) Tid. for Norske Laeg. (1972) **92**, 2247-2250

The supply of bleomycin is restricted to centres with special experience in the chemotherapy of malignant disease.

Product Licence (No. 0458/0009) held by

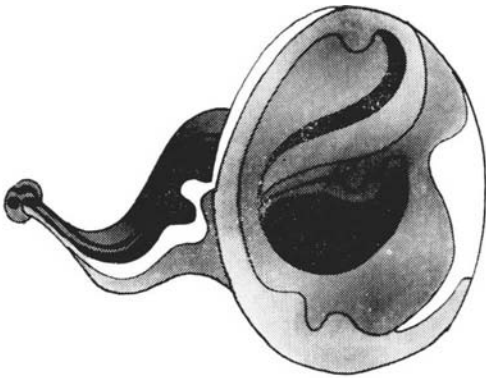
**LUNDBECK LIMITED**  
The Green, Welwyn, Herts.  
Telephone: Welwyn 6601

The Lundbeck logo is a stylized, handwritten-style script of the word "Lundbeck". The letters are connected, with a prominent 'L' and a 'k' that has a long, sweeping tail. The logo is positioned to the right of the company name and address.


Made in Japan by Nippon Kayaku Co.

Further information is available on request.

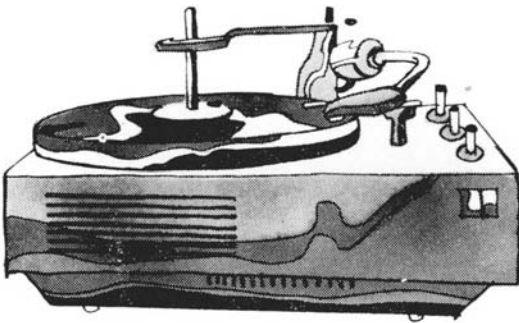
for old ears...



for cold ears...



for musical ears...



for mysterious ears...



for medical ears...

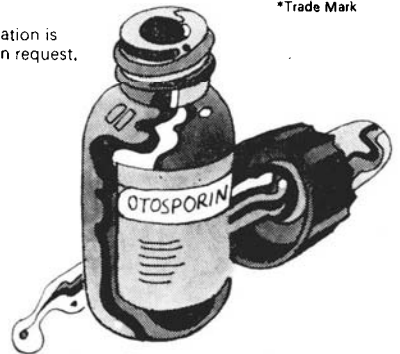


for patient ears...

Anti-infective/anti-inflammatory, OTOSPORIN\*  
Drops contain polymyxin B sulphate, neomycin  
sulphate and hydrocortisone.  
Supplied in dropper bottles of 5 ml.

\*Trade Mark

Full information is  
available on request.



# OTOSPORIN clears infected ears



Wellcome

Burroughs Wellcome & Co. (The Wellcome Foundation Ltd.) Berkhamsted, Herts.

