

Triangulating evidence from the GALENOS living systematic review on trace amine-associated receptor 1 (TAAR1) agonists in psychosis

Katharine A. Smith, Niall Boyce, Astrid Chevance, Virginia Chiocchia, Christoph U. Correll, Kim Donoghue, Nikita Ghodke, Tatenda Kambeu, Gin S. Malhi, Malcolm Macleod, Lea Milligan*, Jamie Morgan, Jennifer Potts, Emma S. J. Robinson, Spyridon Sifalis, Iris E. C. Sommer, Bernhard Voelkl, Georgia Salanti†, Andrea Cipriani† and Julian P. T. Higgins†

Background

Trace amine-associated receptor 1 (TAAR1) agonists offer a new approach, but there is uncertainty regarding their effects, exact mechanism of action and potential role in treating psychosis.

Aims

To evaluate the available evidence on TAAR1 agonists in psychosis, using triangulation of the output of living systematic reviews (LSRs) of animal and human studies, and provide recommendations for future research prioritisation.

Method

This study is part of GALENOS (Global Alliance for Living Evidence on aNxiety, depressiOn and pSychosis). In the triangulation process, a multidisciplinary group of experts, including those with lived experience, met and appraised the first co-produced living systematic reviews from GALENOS, on TAAR1 agonists.

Results

The animal data suggested a potential antipsychotic effect, as TAAR1 agonists reduced locomotor activity induced by pro-psychotic drug treatment. Human studies showed few differences for ulotaront and ralmitaront compared with placebo in improving overall symptoms in adults with acute schizophrenia (four studies, $n = 1291$ participants, standardised mean difference (SMD) 0.15, 95% CI -0.05 to 0.34). Large placebo responses were seen in ulotaront phase three trials. Ralmitaront was less efficacious than risperidone (one study, $n = 156$ participants, SMD $= -0.53$, 95% CI -0.86 to -0.20). The side-effect profile of TAAR1 agonists was favourable compared with existing antipsychotics. Priorities for future studies included (a) using different animal models of psychosis with greater translational

validity; (b) animal and human studies with wider outcomes including cognitive and affective symptoms and (c) mechanistic studies and investigations of other potential applications, such as adjunctive treatments and long-term outcomes. Recommendations for future iterations of the LSRs included (a) meta-analysis of individual human participant data, (b) including studies that used different methodologies and (c) assessing other disorders and symptoms.

Conclusions

This co-produced, international triangulation examined the available evidence and developed recommendations for future research and clinical applications for TAAR1 agonists in psychosis. Broader challenges included difficulties in assessing the risk of bias, reproducibility, translation and interpretability of animal models to clinical outcomes, and a lack of individual and clinical characteristics in the human data. The research will inform a separate, independent prioritisation process, led by lived experience experts, to prioritise directions for future research.

Keywords

Trace amine-associated receptor 1; psychotic disorders/schizophrenia; living systematic review; triangulation; co-production.

Copyright and usage

© The Author(s), 2024. Published by Cambridge University Press on behalf of Royal College of Psychiatrists. This is an Open Access article, distributed under the terms of the Creative Commons Attribution licence (<http://creativecommons.org/licenses/by/4.0/>), which permits unrestricted re-use, distribution and reproduction, provided the original article is properly cited.

Despite extensive endeavours in recent decades, there has been only limited progress in identifying novel therapies with new mechanisms of action for people with mental disorders. In the area of psychosis, new clinical paradigms have been introduced such as ‘early intervention’ and longer-term management with the development of better-tolerated depot medications, but nearly all pharmacotherapy still relies on the modulation of dopaminergic systems within the brain. Drug discovery centred on non-dopaminergic medications has been unsuccessful, with most drugs that have shown promise in preclinical animal studies subsequently failing in clinical trials.^{1,2} Therefore, as part of the broader aim of novel drug discovery, any assessment of a promising new agent or new drug class in this area (non-dopaminergic medications) needs to assess both the animal and human sources of evidence for efficacy, adverse events and mechanisms of action.

Trace amine-associated receptor 1 agonists

Trace amine-associated receptor 1 (TAAR1) agonists are a novel approach and mechanism for treating psychosis,³ but their mechanism of action in psychosis is not fully defined. It is thought that TAAR1 agonism may have efficacy by regulating presynaptic dopamine signalling.³ Currently, two TAAR1 agonists, ulotaront (SEP-363856, TAAR1 agonist and serotonin 5-HT_{1A} receptor partial agonist) and ralmitaront (RO6889450, TAAR1 partial agonist) have been investigated, and additional compounds (e.g. RO5256390, ZH8651) are undergoing preclinical development.^{3–5} However, recent clinical trials have had inconclusive findings despite showing promise in preclinical studies, and there is ongoing uncertainty regarding the effects and potential role of TAAR1 agonists in the treatment of psychosis, as well as the differences between individual TAAR1 agonists, the differences in effects in animals and humans, and their exact underlying mechanism of action.³ As the volume of data on TAAR1 agonism is rapidly increasing, and additional compounds are undergoing preclinical development, we are carrying out a living systematic review (LSR) to incorporate all the present

* Deceased.

† Joint last authors.

and new evidence about TAAR1 agonists that will be produced in the next years, in human and animal studies.

Challenges in evidence synthesis for novel treatments

There are significant challenges in assessing the evidence and developing recommendations for novel treatments. One challenge is to ensure that summaries of evidence and recommendations are up to date and keep pace with the expanding body of evidence (including the evidence from experimental studies and early phase trials), and a helpful approach to this is to have LSRs.⁶ These are syntheses of evidence that are updated regularly, as needed, to incorporate new evidence as it becomes available. LSRs are particularly relevant in areas where the research evidence is emerging rapidly, is uncertain or has the potential to change policy or practice,⁶ and as such, they are suited to many fields of psychiatry and mental health.

Assessing the certainty of evidence is another challenge, as replicability remains a significant problem⁷ (see **Box 1**) and biases are often repeated even with adequate replication. One way of addressing this problem is the use of triangulation^{8,9} (see **Box 1**). This is a process of evidence synthesis where different sources of evidence, and therefore different sources of bias, are considered together. This enables the integration of a wider range of approaches that otherwise would be rejected because of their level of bias, allowing a broader assessment, which can be particularly helpful where study data are early in development.

Box 1 Assessing the certainty of evidence for novel treatments and triangulation

Challenges with assessing the certainty of evidence

- Methods such as the Grading of Recommendations Assessment, Development and Evaluations (GRADE) approach¹⁰ can be used to assess the robustness and reliability of research findings, but replicability of the evidence remains a significant problem.⁷
- Strategies to increase replicability might improve this, but simple replication of studies in itself may not yield robust conclusions.
- This is because replication of a study may also replicate the inherent bias within the study, and so there is a strong argument for a different approach, such as triangulation.

Triangulation

- Triangulation is a process of evidence synthesis where sources of evidence with different types of bias are considered together.^{8,9}
- The process explicitly acknowledges that systematic errors (or biases) are present in each study approach, but these biases are likely to be unrelated when different study approaches are assessed.¹¹
- Potential biases in one study design would not be expected to significantly influence estimates in a different study design or method.
- Therefore, if the results of several different approaches all point to the same outcome, this will strengthen confidence in the findings.⁸
- This is particularly the case if the approaches have potential biases that would favour findings in opposite directions.⁸
- The triangulation method also enables the integration of a wider range of approaches which otherwise would be rejected because of their level of bias.
- For example, animal studies are often limited by the lack of animal models available and their translational validity and by issues of replicability and potential biases. Clinical data from early phase studies are often sparse and dose-response studies are not easy to conduct.
- Triangulating animal and human evidence allows a broader assessment of the available approaches and can be particularly helpful where study data are early in development.

Objectives

We aimed to evaluate the available evidence on TAAR1 agonists in psychosis and develop recommendations for future research and its prioritisation. We used a multidisciplinary co-production approach,

including lived experience experts,¹² to appraise the evidence from human and animal studies by using triangulation.

Method

The GALENOS research programme

This study is part of a larger research programme in mental health, the Global Alliance for Living Evidence on aNxiety, depressiOn and pSychosis (GALENOS; <https://galenos.org.uk/>). GALENOS is a multidisciplinary international collaboration where evidence in specific areas of mental health is extracted and synthesised. Online open-access LSRs and data-sets are developed that facilitate the translation of this evidence into recommendations for research which may lead to clinical applications.¹²

In line with the wider programme of GALENOS, the methodology used in this study included co-production between clinicians, researchers and experts by experience throughout the process, and use of triangulation to assess the evidence from a variety of sources, to develop recommendations for research prioritisation, future investment, practice and methodologies. This is the first time we have used this methodological approach, so we have described the process we followed in more detail. This study reports the findings of this process in assessing the evidence from the first GALENOS LSRs, on TAAR1 agonists in psychosis.

Choice of topic

Psychotic disorders rank among the top 20 causes of disability worldwide,¹³ but despite this clear global burden of disease, the development of new treatments with better tolerability and efficacy has been slow.² There is an urgent need for these, especially in low- and middle-income countries.

Current approaches for antipsychotic medications focus mainly on D2 receptor antagonism. Although existing antipsychotic drugs can be effective for some symptoms (such as hallucinations, delusions and agitation) and can prevent relapse,^{14,15} there are high treatment non-response rates.¹⁶ In addition, current treatments are often limited in their ability to improve other key symptoms, such as lack of motivation or cognitive impairment, which negatively affect activities of daily life.¹⁷ These medications can also have multiple side-effects, including weight gain and movement disorders.¹⁴ In recent years, new approaches and mechanisms of action have been investigated, and the topic of TAAR1 agonists for psychosis was chosen as a priority by the multidisciplinary group within GALENOS.

Collecting the evidence from animal and human studies

The detailed background, methods and results of the LSRs for animal and human studies are already described elsewhere.¹⁸ Data were extracted from identified studies in multiple electronic databases up to 28 August 2023 for the animal studies and 17 November 2023 for the human studies. The protocol was registered with PROSPERO (International Prospective Register of Systematic Reviews) (identifier CRD42023451628) and Open Science Framework¹⁹ (OSF) (identifier <https://doi.org/10.17605/OSF.IO/86Z2P>), and published in Wellcome Open Research.²⁰ The LSRs, developed with multiple international stakeholders and co-produced with experts by experience (hereafter the 'GALENOS expert group'), aimed to understand if TAAR1 agonists are effective at reducing the symptoms of psychosis, what adverse events they might be associated with and their potential mechanisms of action, including data from clinical (human) and preclinical (animal) studies. Although preclinical studies as a whole can include a variety of research approaches, for the LSR on preclinical

data relevant to TAAR1 agonists in psychosis we considered only data from animal studies.

Setting up the triangulation panel

In line with the consensus development panel approach^{21,22} used by the National Institutes of Health and World Health Organization,^{23,24} we asked a separate panel of multidisciplinary expert participants (the ‘triangulation panel’) to assess the different sources of evidence. This approach helps to mitigate any potential biases from the GALENOS expert group.^{25,26} The triangulation panel composition was gender-balanced, and professional backgrounds and expertise included clinical psychiatry, clinical studies, preclinical studies, research methodology, evidence synthesis, statistical analysis and lived experience. The chair of the group (J.P.T.H.) provided expertise in evidence synthesis methodology, LSRs and triangulation. The triangulation panel was global (including Australia, France, Germany, India, The Netherlands, Switzerland, Greece, Italy, the UK, the USA and Zimbabwe).

Co-production

Equal partnerships with people with lived experience of mental health conditions are central to GALENOS, to increase the relevance of findings at each stage.²⁷ At the governance level, there is a Global Lived Experience Advisory Board (GLEAB), an international and demographically diverse group that co-designs each stage of the programme and oversees the engagement strategy in collaboration with and supported by MQ Mental Health Research (<https://www.mqmentalhealth.org/home/>). For this study, co-production was central to the methodology and used the Guidance for Reporting Involvement of Patients and the Public (GRIPP-2)²⁸ short form as a guide (see Supplementary Appendix available at <https://doi.org/10.1192/bjp.2024.237>). Two experts in lived experience (N.G. and T.K.) formed part of the triangulation panel who assessed the output of the TAAR1 LSR and participated in the triangulation of the sources of evidence. They were supported at the meeting by an MQ Mental Health Research team member with a background in co-production approaches in mental disorders (L.M.). To prepare for the triangulation meeting, as well as review all the materials provided to the other triangulation panel members, the two experts in lived experience also met with the GALENOS Director (A. Cipriani) to understand the scientific details of the studies assessed and to ask questions to clarify any areas where technical terms or jargon might prevent understanding of the results.

Triangulation meeting

A meeting of the triangulation panel and the GALENOS expert group to discuss and triangulate the evidence from the TAAR1 agonists LSR was convened on 15 February 2024 in London, UK. This was a hybrid meeting, with some participants attending in person and others remotely.

The process of triangulation aimed to answer three key issues:

- To consider whether the sources of evidence from animal and human studies were consistent in showing similar effects, taking into account the direction and magnitude of any potential biases within the studies.
- To agree on recommendations for future work and research prioritisation in the area of TAAR1 agonists for the treatment of psychosis, given the sources of evidence to date.
- To provide the GALENOS team with feedback to be considered in future iterations of this review to guide further research prioritisation as more data become available.

Relevant material was circulated to the panel in advance of the triangulation meeting, including a video with slides of the key methodology, summary of evidence tables for the animal and human data¹⁹ (<https://osf.io/84wfm>, <https://osf.io/wpd78>), and the results of the two LSRs.¹⁸ Summary of evidence tables are used to provide the main findings of a review to allow an assessment of the magnitude of any effect and its certainty.²⁹ In this study, the findings from the LSRs were presented for each outcome for the different sources of evidence (i.e. animal and human studies) in the rows, and the different domains relevant to the confidence of the evidence in the columns.¹⁸ The structure of the summary of evidence tables and the domains considered were predefined in the protocol¹⁹ and included the source of the evidence, a summary of the association, internal and external validity assessments, and reporting biases.

During the meeting, the lead reviewers for the human data (S.S.) and for the animal studies (M.M.) presented the main findings to the whole meeting and answered factual questions raised by the panel. The GALENOS expert group provided clarification on the data where needed, but did not participate in the discussion among the triangulation panel. The meeting followed a preset agenda (see Supplementary Appendix) with allocated time for presentation and discussion of the animal and human data, triangulation and recommendations. Minutes were taken and the meeting was recorded with the permission of all attendees.

Reflexivity statement

GALENOS is fully supported by the Wellcome Trust. The meeting was convened by the GALENOS expert group, which also included three members from the Wellcome Trust (N.B., J.M. and K.D.). The triangulation panel was chosen to represent a balance of professional backgrounds and clinical and scientific knowledge, lived experience and gender, but the group was not systematically selected. We recognise that each member's contribution may come from multiple areas of experience including professional and personal, and that each may bring a different set of strengths, but also possible preconceptions and biases. As with any group endeavour, we acknowledge that the shared knowledge and experiences of the GALENOS expert group and the panel may have had an impact on the interpretation of the data.

Results

Following the structure of the agenda, the panel first considered the animal and human sources of evidence in turn using the summary of evidence tables,¹⁸ and after each presentation they had the opportunity to seek clarification on any points (for examples, see Supplementary Appendix). The panel then discussed the data in more detail, including the evidence on efficacy, outcome measures and safety in the animal and human studies, followed by the process of triangulation.

The first part of triangulation assessed whether the sources of evidence from animal and human studies showed similar effects, taking into account the direction of any potential biases. The output is contained in [Table 1](#).

The triangulation panel then considered recommendations for future work and research prioritisation in this area (TAAR1 agonists), given the evidence to date. The output is contained in [Table 2](#).

Recommendations for the next iteration of the LSR are outlined in [Table 3](#), and include (a) carry out a meta-analysis of individual human participant data; (b) actively seek and add any study design beyond randomised controlled trials (e.g. single-arm

Table 1 Triangulation question 1: Is the evidence from animal and human studies consistent in showing similar effects, taking into account the direction and magnitude of any potential biases within the studies?**Key consensus and discussion points on the available evidence from animal studies**

Mechanism

- (a) Trace amine-associated receptor 1 (TAAR1) agonists reduced locomotor activity induced by pro-psychotic drug treatment, but this is not a specific marker for psychosis.
- (b) The size of the effect was dose-related.
- (c) The studies may show an induction of the phenotype rather than a reversal – i.e. TAAR1 agonists may be preventing the establishment of increased locomotor activity rather than affecting it once established, but the data are too sparse to define the mechanism of action.

Efficacy

- (a) There was some evidence that TAAR1 agonists may be less efficacious in reducing locomotor activity compared with existing antipsychotics.
- (b) Most studies reported additional outcomes from various multiple tests (for example, prepulse inhibition, social interaction, bar test, electroencephalogram), but for TAAR1 agonists there were insufficient data for further meta-analyses.

Limitations

- (a) Bias is likely as the quality and completeness of reporting of individual studies was variable and sometimes poor.
- (b) None of the studies had been pre-registered, therefore there is a likelihood of publication bias, potentially exaggerating the reported effect of TAAR1 agonists.

Key consensus and discussion points on the available evidence from human studies

Study design

- (a) The number of studies was small (usable data came from nine randomised trials with 1683 adult participants for two TAAR1 agonists, ulotaront and ralmataront).
- (b) Although publication bias in mental health in general may have diminished over recent years,³⁰ there may be missing unpublished data.
- (c) Overall, the risk of bias of the studies was deemed acceptable by the panel to appraise the data.
- (d) There was a lack of comparative data; most studies were placebo-controlled, with only one study comparing the efficacy of ralmataront directly with an active comparator (risperidone³¹).

Population

- (a) The patient population was selective: most participants identified as White and did not have a chronic course of illness (for instance, the clinical population was restricted to patients with two or three prior hospital admissions for acute exacerbation of psychosis), which is particularly relevant for psychotic disorders.

Interventions

- (a) The studies used different drugs (ulotaront (TAAR1 agonist and serotonin 5-HT_{1A} receptor partial agonist) and ralmataront (TAAR1 partial agonist) with different mechanisms of action, which may affect the results.

Outcomes

- (a) The main outcome measure was the Positive and Negative Syndrome Scale (PANSS; widely used in clinical trials of schizophrenia and other disorders and considered the 'gold standard' for assessment of antipsychotic treatment efficacy³²). However, the PANSS is a global measure, which might not be sensitive enough to reflect the changes of specific symptoms targeted by new drugs with alternative mechanisms of action, and assess other symptoms on which drugs with new mechanisms of action might be effective.
- (b) Individual studies showed different effect sizes, with only one study³³ showing greater efficacy (over placebo).
- (c) In two ulotaront phase three studies there were large placebo responses (see Sifakis et al¹⁸), which may have resulted in an underestimate of the average treatment effect. An additional analysis of the trials that was restricted to only those participants enrolled before the start of the COVID-19 pandemic reported efficacy comparable to that of the phase two trial, but the exact reasons for this difference (e.g. recruitment challenges, regional differences, prior antipsychotic treatment) are unclear.
- (d) The overall effect size was small. In participants with acute schizophrenia, TAAR1 agonists showed little overall difference compared with placebo in improving overall symptoms measured by PANSS total over a treatment period of 4–6 weeks (four studies, $n = 1291$ participants, standardised mean difference 0.15, 95% CI –0.05 to 0.34). One randomised controlled trial found that ralmataront was less efficacious than risperidone (one study, $n = 156$ participants, standardised mean difference –0.53, 95% CI –0.86 to –0.20), and no other study directly compared the efficacy of TAAR1 agonists with antipsychotics.
- (e) There was no clear evidence of a dose–response relationship.
- (f) Only one study investigated the mechanism of action (see Sifakis et al¹⁸); positron emission tomography data showed that 2 weeks of treatment with ulotaront appeared to reduce the capacity for striatal dopamine synthesis in 22 clinically stable participants with schizophrenia, and this correlated with improvement in some symptoms of psychosis.

Harms outcomes

- (a) The adverse events profile was more favourable than with currently licensed antipsychotics, so TAAR1 agonists may have a clinical role, especially early in the disorder when antidopaminergic antipsychotics may not be acceptable because of their side-effects.

Conclusion

Overall, the panel agreed that both sources of evidence indicate a small effect of TAAR1 agonists compared with placebo in non-chronic psychosis. Identified potential biases (e.g. publication bias in the animal data and large placebo responses in some of the human data) are unlikely to be in the same direction.

studies, or non-randomised controlled trials) and (c) expand the remit of the LSRs beyond the diagnosis of psychosis to other disorders, such as depressive disorder or bipolar disorder, and beyond the previously studied symptoms.

During the process of triangulation, several wider issues were noted in assessing animal data in general, including the

challenges of reproducibility and possible publication bias, and the translational relevance of the animal models used for mental disorders, including psychosis. In the clinical data, the wider issue of accurate measurement for symptoms in studies of psychosis was also raised: although standard ratings (such as the Positive and Negative Syndrome Scale)³⁵

Table 2 Triangulation question 2: What are the recommendations for future work and research prioritisation in this area (trace amine-associated receptor 1 (TAAR1) agonists and psychosis), given the evidence to date?**Recommendations for the design and analysis of future animal studies**

- (a) Use additional preclinical animal models relevant to psychotic illnesses, which would characterise effects on the different symptoms of schizophrenia and psychosis.
- (b) Assess different outcomes (e.g. physiological outcomes, behavioural readouts) informed by the current understanding of schizophrenia in humans and by the assumed mechanism of TAAR1 agonists. For instance, include investigations of cognitive and affective outcomes (reversal learning, motivation and reward).
- (c) Invest in new behavioural readouts with greater translational validity. These readouts should cover positive and negative symptoms and cognitive dysfunction³⁴:
 - (i) For positive symptoms, prepulse inhibition is a promising readout in the rodent model as prepulse inhibition in rodents and human patients are directly analogous.
 - (ii) For negative symptoms, social interaction tests in rodents may provide readouts similar to social interaction measures in humans and tasks measuring emotional behaviour and reward processing may provide relevant readouts for anhedonia and mood-related symptoms.
 - (iii) For cognitive impairment, memory tasks like the radial-arm maze should be considered as they can indicate impairments of working memory, whereas touchscreen operant tasks have been developed to model a range of different cognitive domains including cognitive flexibility, impulse control, attention and decision-making.
- (d) More mechanistic investigations are needed to understand in more detail the regulation of TAAR1 agonists and their neurobiological pathways. This might require a search for reverse genetic models (i.e. 'knockout' and 'knock-in' mice).
- (e) Evaluate using a preclinical approach the potential new applications of TAAR1 agonists, including:
 - (i) their potential as an adjunctive treatment of current antipsychotic drugs;
 - (ii) the dose-dependence of their effects, with better alignment between preclinical doses and receptor occupancy to ensure relevant target engagement using pharmacokinetic data.

Recommendations for the research question, design and analysis of future clinical studies

Explore the potential subtypes of psychosis, stage of the disorder and symptom domain targets for TAAR1 agonists, for example:

- (a) Are they effective at both acute and maintenance treatment?
- (b) Are they effective in psychoses with a chronic or enduring course?
- (c) Do they have efficacy on the global symptom profile of schizophrenia and other psychoses?
- (d) Can they improve specific symptoms not well addressed by current antipsychotics, such as lack of motivation, asociality, anhedonia or impaired concentration or other cognitive symptoms?
- (e) Can they be used to improve the overall tolerance profile of medications in psychosis, either when used in monotherapy or by allowing lower underlying antidopaminergic drug dosages when used in combination?
- (f) Could they be effective in augmenting current antipsychotics, and for which symptom domains?

Approaches could include the following:**Design**

- (a) Consider head-to-head comparisons: although it was acknowledged that placebo trials are important to evaluate the effect, it appears unethical not to treat people when there are current treatments that have shown efficacy on specific outcomes such as hallucinations, delusions and hospitalisation rates.
- (b) Consider longer-term follow-up data, including potentially from observational studies.

Population

- (a) Study subgroups of patients, for example, according to age (very young or elderly), severity, first-episode or treatment-resistant (or harder to treat) psychosis.

Interventions and controls

- (a) Use different doses to investigate a dose effect, perhaps using an adaptive design of trials and incorporating higher doses.
- (b) Use as an add-on or combination with current treatments for psychosis.
- (c) Implement methods to minimise placebo effects (such as high-quality sites, centralised ratings, a placebo run-in phase).

Outcomes

- (a) Explore other outcomes consistent with the assumed effect (these could be informed by preclinical studies or by the analysis of the current clinical studies using the item level of the Positive and Negative Syndrome Scale), such as:
 - (i) Clinical global improvement and functional assessments
 - (ii) Patient-reported outcomes, including quality of life and well-being
 - (iii) Cognitive assessments
 - (iv) Negative symptoms using specific scales
 - (v) Assessments of other symptoms such as anxiety, agitation and sleep.

may be useful, measures of other specific symptoms (such as cognition, anxiety, low mood, motivation, sedation, functioning and quality of life) or wider objective health outcomes (such as hospital admission, additional medication use) may also be relevant when considering a novel antipsychotic mechanism.

Discussion**Principal results**

Using triangulation, this study assessed the output of LSRs investigating TAAR1 agonists in psychosis. The methodology allowed the

Table 3 Triangulation question 3: What areas need to be considered in future iterations of living systematic reviews on trace amine-associated receptor 1 agonists to guide further research prioritisation as more data become available?

- (a) Seek individual participant data from the clinical studies to provide information on subgroup effects, e.g. first/late episodes of psychosis, age and effect on item-level Positive and Negative Syndrome Scale subscales, and also ideally from the animal studies. This is an individualised approach which aims to target those who are most likely to respond. It would allow an increased understanding of heterogeneity, the dimensions of symptoms and tolerability, and could be used as the basis for designing new trials in promising subgroups.
- (b) Look for observational or uncontrolled study data (as and when available) to allow a better understanding of tolerability, to increase power and to evaluate long-term effects. However, observational data may be lacking as these are novel and experimental drugs.
- (c) Include studies on people with other mental disorders beyond psychosis to better understand the mechanisms of action and tolerability.
- (d) Include a broader assessment of symptoms beyond hallucinations or delusions to include also ratings of other symptoms, such as those related to cognition, negative symptoms, mood, reward and anxiety.

global multidisciplinary group to assess a wider range of evidence across both animal and human studies. Triangulating the sources of evidence provided clear recommendations about TAAR1 agonists and psychosis for the next iterations of the LSRs and for future research in this area.

Areas of challenge in the animal and human data

In addition to providing recommendations related to TAAR1 agonists in psychosis, the triangulation process also raised wider issues around the quality of evidence, particularly from animal data. Assessing animal and human data together is critical because animal research provides fundamental information to our understanding of the underlying biological mechanisms that underpin disorders and their treatment. However, to make an assessment, the evidence must be as robust and reliable as possible, with measurable and transparent sources of bias.³⁶ Although the assessment of bias in human studies is well defined,³⁷ the risk of bias (and adequate reporting to assess the risk of bias) in animal studies is not. Reproducibility in animal experiments has proved to be challenging, with variability in experimental design, conduct, analysis and reporting.³⁸ Selection bias, performance bias, detection bias and attrition bias are all common issues.³⁹ Several tools are available to support researchers in planning and reporting studies, as are risk-of-bias tools for assessing preclinical animal studies and their inclusion in systematic reviews. However, even when these are used, publication bias or selective reporting is common in the animal literature.³⁹ For example, one study found only around 26% of the animals used in experiments were reported in subsequent publications.⁴⁰ New, open research practices including preregistration of preclinical animal studies, are needed to help with improving experimental design and reporting,³⁶ but systemic change will also be needed within the research community.³⁸

In addition, triangulation highlighted issues around the translation and interpretability of animal models to clinical outcomes. The majority of studies reviewed in the animal data LSR regarding TAAR1 agonism used the reduction of locomotor activity induced by a 'pro-psychotic drug' as the main indicator of efficacy, and not a more general translational or disease model. This approach favours identifying those drugs with similar mechanisms of action to existing antidopaminergic antipsychotics, but it may be less useful in identifying new drugs acting through novel mechanisms or targeting different pathways, or symptom domains other than positive symptoms.

There are also some challenges with the clinical data. The human studies together showed a small reduction of psychotic symptoms compared with placebo, but this was only in one study. They had a favourable tolerability profile, but without clear evidence of superiority over existing antipsychotics on the measures used. There are a number of reasons why the data may have been variable. Individual and clinical characteristics, such as specific symptoms,

chronicity of illness, baseline severity of symptoms, age and gender, which may be predictors or mediators of response to medications, were not well described in the individual studies, as they generally reported aggregate data only. This is particularly important in the assessment of a new treatment approach to psychosis where only subsets of patients with specific patterns of illness, symptoms or other characteristics may benefit from the new mechanism of action. For example, because of the adverse side-effect profile, existing antidopaminergic medications may be problematic, particularly in the early stages of psychosis,⁴¹ but there is evidence that delay in treatment may worsen overall outcomes.^{42,43} Given their favourable side-effect profile, TAAR1 agonists might therefore have a particular role early in the course of symptom development, or even in at-risk states where current antipsychotic use is debated,^{44,45} but more detailed, head-to-head comparison data are needed. In addition, up to 40% of patients with schizophrenia are treatment-resistant to currently available first-line antipsychotics,¹⁶ with only 40–50% of these responding to clozapine, the single pharmacologic agent approved for patients with treatment-resistant schizophrenia.⁴⁶ There are also currently no medications approved for negative symptoms or cognitive dysfunction associated with schizophrenia, with little randomised controlled data for these symptom domains.⁴⁷ Novel agents such as TAAR1 agonists may therefore have a particular role in some of these clinical presentations, but more detailed individual data are needed.

Placebo effects were also important: in two of the ulotaront phase three studies there were large placebo responses,¹⁸ which may have resulted in an underestimate of the average treatment effect. More generally, evaluation of the quality and validity of animal and human trials for novel agents and of the effects of placebo response present further challenges.⁴⁸ Finally, it is also possible that a longer illness duration and prolonged treatment with antidopaminergic agents may change receptor physiology and treatment response in ways that a short washout period cannot neutralise. This means that the effects of novel mechanism of action agents might behave differently depending on whether a person (or animal) has been pretreated for a long time with postsynaptic dopamine blocking agents. Factors that are related to illness stage also need to be observed in drug development. For example, these were partially considered in the clinical development programme of ulotaront, where – at least in the phase 2B study, which showed favourable results – only patients aged 18–40 years and with no more than two prior hospital admissions for acute exacerbation of psychosis were studied versus a placebo.³¹

Reflections on the process of triangulation

The current study describes the process of international multidisciplinary collaboration to use a triangulation methodology in assessing the evidence from an LSR in a specific area of mental disorder. As this is the first group of animal and human LSRs within

GALENOS, we also assessed aspects of our methodology that performed well, and areas where we plan to implement changes and improve subsequent iterations of our LSRs and triangulation efforts.

The results show that meaningful discussion and recommendations for future research and clinical applications can be produced within a co-production international framework. The next step will be a separate and independent prioritisation process, led by MQ Mental Health Research (<https://www.mqmentalhealth.org/home/>) and lived experience experts, to prioritise the directions for future research based on the findings from the LSRs and the triangulation meeting. The process of triangulation involved experts across different academic and clinical fields, and the co-production with experts by experience (with lived experience in mental health) provided a range of perspectives. Although appraisal of the current data and input from interdisciplinary academic expertise are critical, the benefits of co-production with people with lived experience are being increasingly recognised.⁴⁹ This is particularly important in the appraisal of evidence, to highlight aspects of lived experiences that may not have been considered and alternative interpretations of the evidence.












Potential limitations and future directions

Although co-production with experts by experience runs throughout GALENOS, there were some areas where the process of co-production could be improved. For example, the technical and scientific language of the evidence contained within the LSRs is complex. To mitigate against this potential problem and enable an equal voice, the experts by experience had interactive meetings before the triangulation. However, the discussion within the triangulation meeting involved interrogating the evidence and raising scientific and methodological questions, which may have inhibited active contribution in some areas from the experts by experience. Although the whole meeting group was asked to avoid acronyms and scientific terminology, there were areas where this was unavoidable. In future iterations, the meeting will also provide a glossary of terms with lay definitions to be used before and during the meeting to facilitate equal understanding, and will include a lived experience co-chair.

The triangulation process relies on a variety of evidence and, ideally, results from multiple methodologies or disciplines. Key elements are that, where possible, sources of evidence should be triangulated from published and unpublished sources, as well as across methodologies.^{9,11} In this first iteration of the TAAR1 agonists LSRs, the studies included randomised controlled trials, but, because of the novel investigation of these agents and small number of very recent studies, uncontrolled experimental studies were included only for the mechanistic insights in human studies. In addition, although pharmaceutical companies were contacted for additional human studies and missing data, and clinical trial registries were searched for unpublished studies, not all of the data were available for the LSRs. This was particularly so because TAAR1 agonists are new agents and so data from recent studies have not yet been analysed. Unpublished animal data were also searched for, but this was challenging as preregistration for animal studies is not yet an established practice. Thus, although these approaches ensured a timely development of the first iteration of the LSRs, it is possible that they may have missed other sources of evidence. However, the strategies used were predefined in the first version of the protocol, which was preregistered at OSF,¹⁹ with a real-time record of updates, and this prospective preregistration of the protocol is a key element in the triangulation process.⁵⁰ In addition, this was the first version of the LSRs, and so future iterations of the review will be updated to include searches for other types of study.

In conclusion, in this first iteration of a dual LSR using a global multidisciplinary group to triangulate key aspects of the sources of

animal and human evidence, we provide clear recommendations about TAAR1 agonists and psychosis for future research. The next key step in the GALENOS process is to co-produce research priorities in this field, which can be used by funding agencies to develop mental health interventions that are equitable, impactful and viable at scale.

Katharine A. Smith , Department of Psychiatry, University of Oxford, UK; NIHR Oxford Health Clinical Research Facility, Oxford Health NHS Foundation Trust, Warneford Hospital, Oxford, UK; and Oxford Precision Psychiatry Lab, NIHR Oxford Health Biomedical Research Centre, Oxford, UK; **Niall Boyce** , The Wellcome Trust, London, UK; **Astrid Chevance** , INSERM UMR 1153, Center for Research in Epidemiology and Statistics (CRESS), INRAE, Inserm, Université de Paris Cité and Université Sorbonne Paris Nord, France; and Centre d'Epidémiologie Clinique, Hôpital Hôtel Dieu, Assistance Publique – Hôpitaux de Paris, Paris, France; **Virginia Chiochia** , Institute of Social and Preventive Medicine, University of Bern, Switzerland; **Christoph U. Correll**, Department of Psychiatry, Zucker Hillside Hospital, Northwell Health, New York, USA; Department of Psychiatry and Molecular Medicine, Donald and Barbara Zucker School of Medicine at Hofstra/Northwell, New York, USA; Center for Psychiatric Neuroscience, The Feinstein Institute for Medical Research, Northwell Health, New York, USA; and Department of Child and Adolescent Psychiatry, Charité Universitätsmedizin Berlin, Germany; **Kim Donoghue** , The Wellcome Trust, London, UK; **Nikita Ghodke**, Department of Communicative Sciences and Disorders, New York University, USA; **Tatenda Kambeu**, Research Department, Ndinewe Foundation, Harare, Zimbabwe; **Gin S. Malhi** , Department of Psychiatry, University of Oxford, UK; Academic Department of Psychiatry, Kolling Institute, Northern Clinical School, Faculty of Medicine and Health, The University of Sydney, Australia; and CADE Clinic and Mood-T, Royal North Shore Hospital, Northern Sydney Local Health District, St Leonards, Australia; **Malcolm Macleod** , Centre for Clinical Brain Sciences, University of Edinburgh, UK; **Lea Milligan** , (deceased), MQ Mental Health Research, London, UK; **Jamie Morgan**, The Wellcome Trust, London, UK; **Jennifer Potts**, Oxford Precision Psychiatry Lab, NIHR Oxford Health Biomedical Research Centre, Oxford, UK; **Emma S. J. Robinson**, School of Physiology, Pharmacology & Neuroscience, University of Bristol, UK; **Spyridon Sifakis** , Department of Psychiatry and Psychotherapy, School of Medicine and Health, Technical University of Munich, Germany; and German Center for Mental Health (DZPG), partner site Munich/Augsburg, Germany; **Iris E. C. Sommer**, Department of Neuroscience, University Medical Center Groningen, Groningen, The Netherlands; **Bernhard Voelkl**, Animal Welfare Division, University of Bern, Switzerland; **Georgia Salanti** , Institute of Social and Preventive Medicine, University of Bern, Switzerland; **Andrea Cipriani** , Department of Psychiatry, University of Oxford, UK; NIHR Oxford Health Clinical Research Facility, Oxford Health NHS Foundation Trust, Warneford Hospital, Oxford, UK; and Oxford Precision Psychiatry Lab, NIHR Oxford Health Biomedical Research Centre, Oxford, UK; **Julian P. T. Higgins**, Population Health Sciences, Bristol Medical School, University of Bristol, UK

Correspondence: Katharine A. Smith. Email: katharine.smith@psych.ox.ac.uk

First received 20 Aug 2024, revised 2 Oct 2024, accepted 15 Oct 2024

Supplementary material

Supplementary material is available online at <https://doi.org/10.1192/bjp.2024.237>

Data availability

The data that support the findings of this study are openly available at the Open Science Framework: Trace amine-associated receptor 1 (TAAR1) agonists for psychosis: protocol for a living systematic review and meta-analysis of human and non-human studies, <https://doi.org/10.17605/OSF.IO/TDMAU>.

Acknowledgements

We thank Anjuli Sharma at the Wellcome Trust for her support for this project.

Author contributions

A. Cipriani, G.S., J.P.T.H., L.M. and K.A.S. designed the methods of the study, with J.P. coordinating. All authors participated in the triangulation meeting. M.M., G.S., V.C., S.S., A. Cipriani, L.M., N.B., K.D. and J.M. attended as members of the GALENOS expert group, and expertise in the triangulation panel was provided as follows: non-human studies (E.S.J.R., B.V.), human studies (A. Chevance, G.S.M., C.U.C., I.E.C.S., K.A.S.) and lived experience (N.G., T.K.). The triangulation panel was chaired by J.P.T.H. The first draft of the manuscript was produced by K.A.S., with input from G.S., A. Cipriani and J.P.T.H. All authors reviewed and contributed to subsequent versions and approved the final version.

Funding

K.A.S. and A. Cipriani are supported by the National Institute for Health and Care Research (NIHR) Oxford Health Clinical Research Facility. A. Cipriani is supported by a NIHR Research Professorship (grant RP-2017-08-ST2-006), the NIHR Oxford and Thames Valley Applied

Research Collaboration and the NIHR Oxford Health Biomedical Research Centre (grant BRC-1215-20005). A. Cipriani is also supported by the Wellcome Trust (GALENOS project). J.P.T.H. is an NIHR Senior Investigator (grant NIHR203807) and is supported by the NIHR Bristol Evidence Synthesis Group (grant NIHR153861) and the NIHR Applied Research Collaboration West at University Hospitals Bristol and Weston National Health Service Foundation Trust (grant NIHR200181). G.S.M. has support from The University of Sydney and National Taiwan University (Ignition Grant), and grant funding from The North Foundation as well as investigator-initiated grant funding from Janssen for the PoET Study.

Declaration of interest

K.A.S. is a Section Editor for the *British Journal of Psychiatry*. E.S.J.R. has received research grant funding and undertaken contract research for Boehringer Ingelheim, Compass Pathways, Eli Lilly, IRLab Therapeutics, Pfizer and SmallPharma; and acted as a paid consultant for Compass Pathways and Pangea Botanicals. A. Cipriani has received research and consultancy fees from the Italian Network for Pediatric Clinical Trials, the Cariplo Foundation, Lundbeck and Angelini Pharma, outside the submitted work. I.E.C.S. has received speaker's fee from Otsuka and a research grant from Janssen. N.B., J.M. and K.D. report that the Wellcome Trust funds the GALENOS project. G.S.M. is the College Editor for the Royal College of Psychiatrists and is the Editor in Chief of the *British Journal of Psychiatry*. He has received funding from the National Health and Medical Research Council, Australian Rotary Health, NSW Health, American Foundation for Suicide Prevention, Ramsay Research and Teaching Fund, Elsevier, AstraZeneca, Janssen-Cilag, Lundbeck, Otsuka and Servier; and has been a consultant for AstraZeneca, Janssen-Cilag, Lundbeck, Otsuka and Servier. C.U.C. has been a consultant and/or advisor to, or has received honoraria from, AbbVie, Acadia, Adcock Ingram, Alkermes, Allergan, Angelini, Aristo, Biogen, Boehringer-Ingelheim, Bristol-Meyers Squibb, Cardio Diagnostics, Cerevel, CNX Therapeutics, Compass Pathways, Darnitsa, Delpor, Denovo, Eli Lilly, Gedeon Richter, Hikma, Holmusk, IntraCellular Therapies, Jamjoom Pharma, Janssen/J&J, Karuna, LB Pharma, Lundbeck, Medlncell, MedLink, Merck, Mindpax, Mitsubishi Tanabe Pharma, Maplight, Mylan, Neumora Therapeutics, Neurocrine, Neurelis, Newron, Noven, Novo Nordisk, Otsuka, PPD Biotech, Recordati, Relmada, Reviva, Rovi, Sage, Saladax, Sanofi, Seqirus, SK Life Science, Sumitomo Pharma America, Sunovion, Sun Pharma, Supernus, Tabuk, Takeda, Teva, Terran, Tolmar, Vertex, Viatrix and Xenon Pharmaceuticals. He has provided expert testimony for Janssen, Lundbeck and Otsuka. He served on data safety monitoring boards for Compass Pathways, Denovo, IntraCellular Therapies, Lundbeck, Relmada, Reviva, Rovi, Supernus and Teva. He has received grant support from Janssen and Takeda. He has received royalties from UpToDate and is a stock option holder of Cardio Diagnostics, Mindpax, LB Pharma and Quantic. A. Chevance is a Section Editor for the *British Journal of Psychiatry*. K.A.S., A. Chevance and G.S.M. did not take any part in the review or decision-making process for the publication of this paper. V.C., S.S., G.S., J.P., M.M., N.G., T.K., M.M., L.M., B.V. and J.P.T.H. report no conflicts of interest.

References

- Hopkins SC, Lew R, Zeni C, Koblan KS. Challenges in the clinical development of non-D2 compounds for schizophrenia. *Curr Med Res Opin* 2023; **39**(3): 467–71.
- Correll CU, Solmi M, Cortese S, Fava M, Højlund M, Kraemer HC, et al. The future of psychopharmacology: a critical appraisal of ongoing phase 2/3 trials, and of some current trends aiming to de-risk trial programmes of novel agents. *World Psychiatry* 2023; **22**(1): 48–74.
- Half EF, Rutigliano G, Garcia-Hidalgo A, Howes OD. Trace amine-associated receptor 1 (TAAR1) agonism as a new treatment strategy for schizophrenia and related disorders. *Trends Neurosci* 2023; **46**(1): 60–74.
- Dedic N, Dworak H, Zeni C, Rutigliano G, Howes OD. Therapeutic potential of TAAR1 agonists in schizophrenia: evidence from preclinical models and clinical studies. *Int J Mol Sci* 2021; **22**(24): 13185.
- Shang P, Rong N, Jiang JJ, Cheng J, Zhang MH, Kang D, et al. Structural and signalling mechanisms of TAAR1 enabled preferential agonist design. *Cell* 2023; **186**(24): 5347–62.e24.
- Elliott JH, Synnot A, Turner T, Simmonds M, Akl EA, McDonald S, et al. Living systematic review: 1. Introduction—the why, what, when, and how. *J Clin Epidemiol* 2017; **91**: 23–30.
- Munafò MR, Smith GD. Repeating experiments is not enough. *Nature* 2018; **553**(7689): 399–401.
- Lawlor DA, Tilling K, Davey Smith G. Triangulation in aetiological epidemiology. *Int J Epidemiol* 2016; **45**(6): 1866–86.
- Kuorikoski J, Marchionni C. Evidential diversity and the triangulation of phenomena. *Philos Sci* 2016; **83**(2): 227–47.
- Guyatt GH, Oxman AD, Vist GE, Kunz R, Falck-Ytter Y, Alonso-Coello P, et al. GRADE: an emerging consensus on rating quality of evidence and strength of recommendations. *BMJ* 2008; **336**(7650): 924–6.
- Schubach JN. Robustness analysis as explanatory reasoning. *Br J Philos Sci* 2018; **69**: 275–300.
- Cipriani A, Seedat S, Milligan L, Salanti G, Macleod M, Hastings J, et al. New living evidence resource of human and non-human studies for early intervention and research prioritisation in anxiety, depression and psychosis. *BMJ Ment Health* 2023; **26**(1): e300759.
- Solmi M, Seitidis G, Mavridis D, Correll CU, Dragioti E, Guimond S, et al. Incidence, prevalence, and global burden of schizophrenia—data, with critical appraisal, from the global burden of disease (GBD) 2019. *Mol Psychiatry* 2023; **28**(12): 5319–27.
- Huhn M, Nikolakopoulou A, Schneider-Thoma J, Krause M, Samara M, Peter N, et al. Comparative efficacy and tolerability of 32 oral antipsychotics for the acute treatment of adults with multi-episode schizophrenia: a systematic review and network meta-analysis. *Lancet* 2019; **394**(10202): 939–51.
- Schneider-Thoma J, Chalkou K, Dörries C, Bighelli I, Ceraso A, Huhn M, et al. Comparative efficacy and tolerability of 32 oral and long-acting injectable antipsychotics for the maintenance treatment of adults with schizophrenia: a systematic review and network meta-analysis. *Lancet* 2022; **399**(10327): 824–36.
- Diniz E, Fonseca L, Rocha D, Trevizol A, Cerqueira R, Ortiz B, et al. Treatment resistance in schizophrenia: a meta-analysis of prevalence and correlates. *Braz J Psychiatry* 2023; **45**(5): 448–58.
- McCutcheon RA, Keefe RS, McGuire PK. Cognitive impairment in schizophrenia: aetiology, pathophysiology, and treatment. *Mol Psychiatry* 2023; **28**(5): 1902–18.
- Siafis S, Chiochia V, Macleod MR, Austin C, Homiar A, Tinsdeall F, et al. Trace amine-associated receptor 1 (TAAR1) agonism for psychosis: a living systematic review and meta-analysis of human and non-human data. *Wellcome Open Res* 2024; **9**: 182.
- Siafis S, Macleod MR, Chiochia V. Trace amine-associated receptor 1 (TAAR1) agonists for psychosis: protocol for a living systematic review and meta-analysis of human and non-human studies. *Open Sci Framework* 2024. Available from: <http://www.doi.org/10.17605/OSF.IO/TDMAU>.
- Siafis S, McCutcheon R, Chiochia V, Ostinelli EG, Wright S, Stansfield C, et al. Trace amine-associated receptor 1 (TAAR1) agonists for psychosis: protocol for a living systematic review and meta-analysis of human and non-human studies. *Wellcome Open Res* 2023; **8**: 365.
- Arakawa N, Bader LR. Consensus development methods: considerations for national and global frameworks and policy development. *Res Soc Adm Pharm* 2022; **18**(1): 2222–9.
- Fouad Y, Dufour JF, Zheng MH, Bollipo S, Desalegn H, Grønbaek H, et al. The NAFLD-MAFLD debate: is there a consensus-on-consensus methodology? *Liver Int* 2022; **42**(4): 742–8.
- Ferguson JH. The NIH consensus development program: the evolution of guidelines. *Int J Technol Assess Health Care* 1996; **12**(3): 460–74.
- World Health Organization. *WHO Handbook for Guideline Development*. World Health Organization, 2014.
- Smith KA, Blease C, Faurholt-Jepsen M, Firth J, Van Daele T, Moreno C, et al. Digital mental health: challenges and next steps. *BMJ Ment Health* 2023; **26**(1): e300670.
- Smith KA, Hardy A, Vinnikova A, Blease C, Milligan L, Hidalgo-Mazzei D, et al. Digital mental health for schizophrenia and other severe mental illnesses: an international consensus on current challenges and potential solutions. *JMIR Ment Health* 2024; **11**: e57155.
- Morley R, Gilbert D, for the GALENOS Work Package 1 Team. *GALENOS Involvement of People with Lived Experience in Living Systematic Reviews*. GALENOS, 2023 (<https://galenos.ams3.digitaloceanspaces.com/060b6fa304ea0644fa73e7f16ae6b94e.pdf>).
- Staniszewska S, Brett J, Simeria I, Seers K, Mockford C, Goodlad S, et al. GRIPP2 reporting checklists: tools to improve reporting of patient and public involvement in research. *BMJ* 2017; **358**: j3453.
- Schünemann HJ, Higgins JPT, Vist GE, Glasziou P, Akl EA, Skoetz N, et al. Chapter 14: completing 'summary of findings' tables and grading the certainty of the evidence. In *Cochrane Handbook for Systematic Reviews of Interventions Version 6.4 (Updated August 2023)* (eds JPT Higgins, J Thomas, J Chandler, M Cumpston, T Li, MJ Page, VA Welch): Chapter 14. Cochrane, 2023.
- Turner EH. Publication bias, with a focus on psychiatry: causes and solutions. *CNS Drugs* 2013; **27**: 457–68.
- Hoffmann-La Roche F. *Hoffmann-La Roche: NCT04512066: A Trial of the Efficacy and the Safety of RO6889450 (Ralmataront) vs Placebo in Patients with an Acute Exacerbation of Schizophrenia or Schizoaffective Disorder*. F. Hoffmann-La Roche, 2022 (https://cdn.clinicaltrials.gov/large-docs/66/NCT04512066/SAP_001.pdf).
- Opler MG, Yavorsky C, Daniel DG. Positive and negative syndrome scale (PANSS) training: challenges, solutions, and future directions. *Innov Clin Neurosci* 2017; **14**(11–12): 77.
- Koblan KS, Kent J, Hopkins SC, Krystal JH, Cheng H, Goldman R, et al. A non-D2-receptor-binding drug for the treatment of schizophrenia. *N Engl J Med* 2020; **382**(16): 1497–506.
- Powell CM, Miyakawa T. Schizophrenia-relevant behavioral testing in rodent models: a uniquely human disorder? *Biol Psychiatry* 2006; **59**(12): 1198–207.
- Kay SR, Fiszbein A, Opler LA. The positive and negative syndrome scale (PANSS) for schizophrenia. *Schizophr Bull* 1987; **13**(2): 261–76.

- 36 Wilson E, Ramage FJ, Wever KE, Sena ES, Macleod MR, Currie GL. Designing, conducting, and reporting reproducible animal experiments. *J Endocrinol* 2023; **258**(1): e220330.
- 37 Higgins JPT, Thomas J, Chandler J, Cumpston M, Li T, Page MJ, et al. *Cochrane Handbook for Systematic Reviews of Interventions Version 6.4 (Updated August 2023)*. Cochrane, 2023 (www.training.cochrane.org/handbook).
- 38 Macleod M; University of Edinburgh Research Strategy Group. Improving the reproducibility and integrity of research: what can different stakeholders contribute? *BMC Res Notes* 2022; **15**(1): 146.
- 39 Russell AA, Sutherland BA, Landowski LM, Macleod M, Howells DW. What has preclinical systematic review ever done for us? *BMJ Open Sci* 2022; **6**(1): e100219.
- 40 Van der Naald M, Wenker S, Doevendans PA, Wever KE, Chamuleau SA. Publication rate in preclinical research: a plea for preregistration. *BMJ Open Sci* 2020; **4**(1): e100051.
- 41 Zhu Y, Krause M, Huhn M, Rothe P, Schneider-Thoma J, Chaimani A, et al. Antipsychotic drugs for the acute treatment of patients with a first episode of schizophrenia: a systematic review with pairwise and network meta-analyses. *Lancet Psychiatry* 2017; **4**(9): 694–705.
- 42 Marshall M, Lewis S, Lockwood A, Drake R, Jones P, Croudace T. Association between duration of untreated psychosis and outcome in cohorts of first-episode patients: a systematic review. *Arch Gen Psychiatry* 2005; **62**(9): 975–83.
- 43 Howes OD, Whitehurst T, Shatalina E, Townsend L, Onwordi EC, Mak TLA, et al. The clinical significance of duration of untreated psychosis: an umbrella review and random-effects meta-analysis. *World Psychiatry* 2021; **20**(1): 75–95.
- 44 Raballo A, Poletti M, Preti A. Baseline antipsychotic dose and transition to psychosis in individuals at clinical high risk. *JAMA Psychiatry* 2024; **81**(7): 727–30.
- 45 Raballo A, Poletti M, Preti A. Antipsychotics in children and adolescents at clinical high risk for psychosis. *J Am Acad Child Adolesc Psychiatry* 2021; **61**(3): 354–6.
- 46 Seppälä A, Pylvänäinen J, Lehtiniemi H, Hirvonen N, Corripio I, Koponen H, et al. Predictors of response to pharmacological treatments in treatment-resistant schizophrenia—a systematic review and meta-analysis. *Schizophr Res* 2021; **236**: 123–34.
- 47 Correll CU, Rubio JM, Inczedy-Farkas G, Birnbaum ML, Kane JM, Leucht S. Efficacy of 42 pharmacologic cotreatment strategies added to antipsychotic monotherapy in schizophrenia: systematic overview and quality appraisal of the meta-analytic evidence. *JAMA Psychiatry* 2017; **74**(7): 675–84.
- 48 Huneke NT, Amin J, Baldwin DS, Bellato A, Brandt V, Chamberlain SR, et al. Placebo effects in randomized trials of pharmacological and neurostimulation interventions for mental disorders: an umbrella review. *Mol Psychiatry* 2024; **29**: 15–25.
- 49 Sunkel C, Sartor C. Perspectives: involving persons with lived experience of mental health conditions in service delivery, development and leadership. *BJPsych Bull* 2022; **46**(3): 160–4.
- 50 Munafò MR, Higgins JP, Smith GD. Triangulating evidence through the inclusion of genetically informed designs. *Cold Spring Harbor Perspect Med* 2021; **11**(8): a040659.

