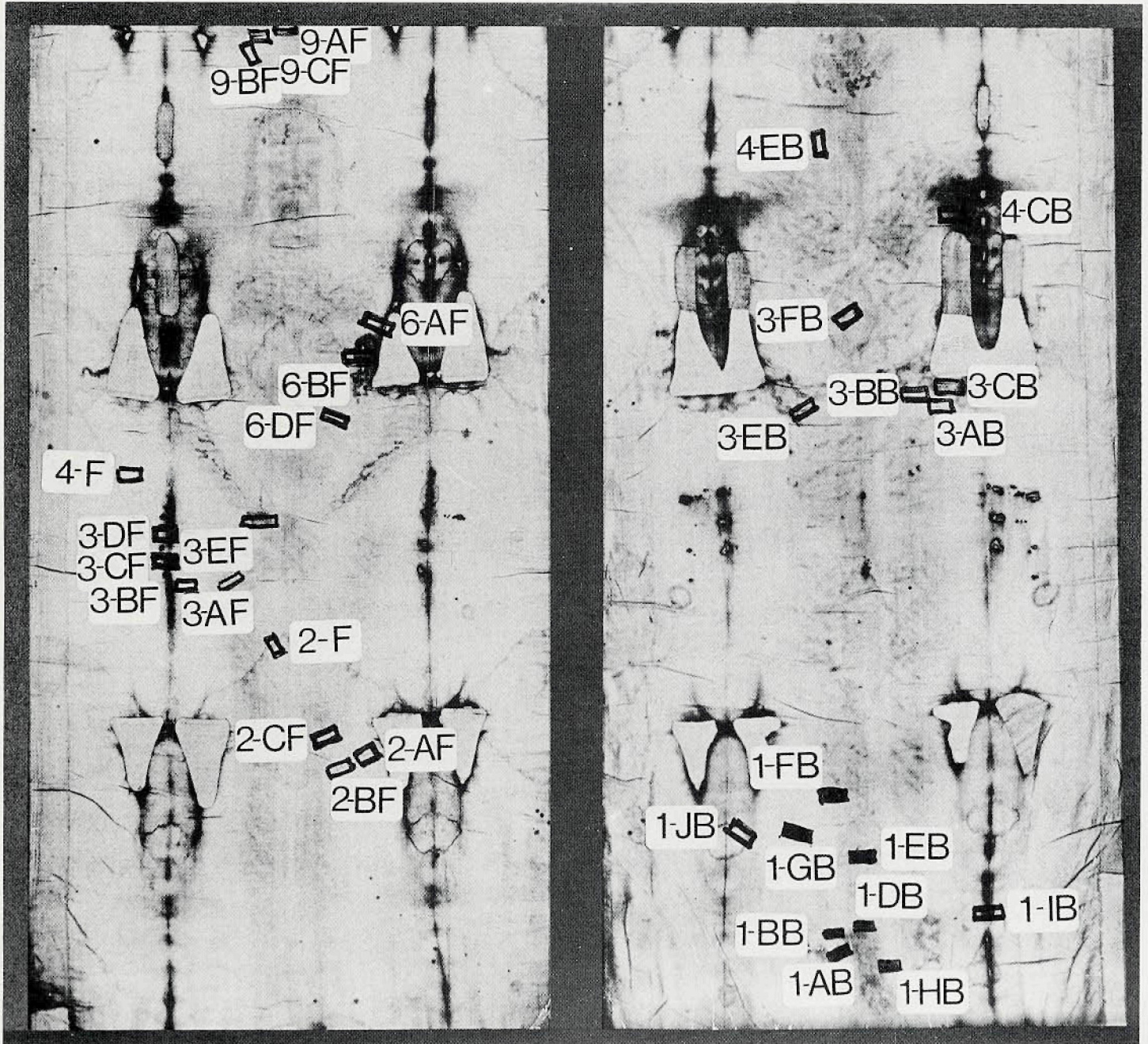


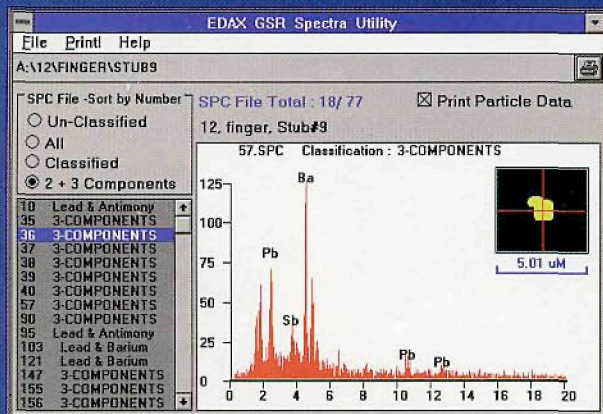

# MICROSCOPY TODAY

FEBRUARY/MARCH 1997

ISSUE #97-2



# The most **POWERFUL** FORENSIC SEM on the Market



Our new XL30 brings unique investigative capabilities to the forensic laboratory. This highly advanced scanning electron microscope can be equipped with a dedicated module for the **automatic detection and quantification** of gun shot residue (GSR). Other features: **embedded EDX capability** for element and chemical identification, digital data/image storage and **excellent low magnification imaging**.

The Controlled Pressure (CP) option allows imaging and analysis of **uncoated specimens** by applying backscatter detection in a gaseous environment. This unique combination exemplifies the perfect integration of different detection technologies in one single system.

So if you are looking for the best SEM for forensic science applications, here's a clue: investigate the Philips Electron Optics XL30. You'll find it's the right solution.

Philips Electronic Instruments Inc.  
85, McKee Drive  
MAHWAH, NJ 07430  
Tel. 201 529 6168  
Fax. 201 529 2252  
Internet: <http://www.peo.philips.com/>  
E-mail: [marcom@eo.ie.philips.nl](mailto:marcom@eo.ie.philips.nl)

*Let's make things better.*



**PHILIPS**

## Grease-Free Cleaning of Parts for Vacuum Systems

Wilbur C. Bigelow, University of Michigan

There are many reasons for NOT using grease-base polishes for cleaning parts to be inserted into the interior of high vacuum systems, as is so commonly done in electron microscopy laboratories. This matter is discussed in some detail in my book *Vacuum Methods in Electron Microscopy*, (Portland Press, Ashgate Publishers, 800-535-9544), pp. 69-74.

Basically, one principal reason for cleaning most parts in the first place is to remove hydrocarbon materials from their surfaces, and so it makes no sense at all to use a greasy material to do the job. This is the equivalent of taking a bath in a mud puddle. Then, it becomes necessary to use 'toxic' organic solvents to remove the grease-base compounds, which in turn generates expensive and annoying procedures for the use and disposal of the solvents. In addition, the grease and abrasive materials are likely to get embedded in cracks and crevices of the parts on which they are used, and since they often are not readily soluble they may not be completely removed, whereupon they will subsequently act as a persistent source of contamination inside the vacuum system.

Instead, very effective cleaning can usually be accomplished by a water-based procedure, which involves simply: thoroughly scrubbing with one of the many modern detergent solutions formulated for use in the electronics industry (see above reference) or with Tilex Soap Scum Remover (available in most supermarkets), rinsing with running hot tap water, treating ultrasonically in a warm aqueous detergent solution, rinsing again with hot running tap water, rinsing thoroughly with reagent grade isopropyl alcohol, and drying with a gas blaster. This procedure involves no solvents other than water and isopropyl alcohol (a common constituent of rubbing alcohol, and therefore safer to use than most other common solvents) and should not require overly complicated safety procedures. It is quick and easy to perform, and it usually does the job quite nicely.

If you find you need an abrasive to remove stubborn deposits (or if you feel you must enhance the surface finish) try using a bit of Comet

Cleanser (the kind formulated for use on plastic tubs and showers, which won't seriously scratch most metals) and then rinsing with hot water, before the initial scrubbing step.

Drying with a gas blaster is preferable to just letting the solvent evaporate, because then any residual contaminants dissolved in the alcohol are carried away as it is 'blasted' off the part, rather than being deposited on the part as they would be if the alcohol were allowed to simply evaporate from its surfaces. The part can, of course, subsequently be heated with a clean hair dryer to reduce surface moisture before it is put into the vacuum system.

Isopropyl alcohol seems preferable to acetone for the final rinse because it has better surface tension properties than acetone, it does not evaporate as quickly as acetone, and because most readily available grades of acetone leave a deposit on surfaces from which they evaporate.

The Tilex Soap Scum Remover is a very useful cleaning agent - it will even remove silicone oils from most metal surfaces. I have also used it to remove food spots of various kinds from clothing, grease spots from carpets and auto seat covers, and semi-dried paint from my hands after painting. Needless to say, it works great for its intended purpose of cleaning bathtubs, wash basins, shower curtains and shower tiles. (No commercial interest, it is just very handy stuff to know about). ■

*Dr. Bigelow's new book "Vacuum Methods in Electron Microscopy", published by Portland Press, is available in the U.S. from Ashgate Publishing Company, Old Post Road, VT 05036, Tel.: (800)535-9544, Fax: (802)276-3837. The price for the soft cover version is \$80.00 and \$175.00 for the hard cover version, each with \$3.75 for shipping and handling.*



## Front Page Image The Shroud of Turin

This photograph of the Shroud of Turin is Figure 14 in a book *Judgement Day for the Turin Shroud* by Walter C. McCrone to be published this month by Microscope Publications, a Division of McCrone Research Institute. A short section of this book has been adapted slightly to appear as an article in this issue of *Microscopy Today*, starting on page 14. This photo shows a number of small rectangles, each one about 2" x 5/8" of a clear sticky tape applied to the shroud linen surface. On removal they each removed hundreds of linen fibers and any other particulate substances on that area of surface. The 32 tapes represent body (e.g., 1-EB) and blood (e.g., 3-CB) image areas as well as clean areas (e.g., 4-F) and scorched areas (e.g., 3-FE). The latter from a fire in 1532 that burned through a corner and one edge of a 12" x 20" pad of folded Shroud. Dr. McCrone has spent one year (1974) studying these tapes before concluding the Shroud is an inspired painting - and 17 years defending his findings.

## MICROSCOPY TODAY

*A monthly newsletter dedicated to the unique interests in microscopy and mailed to some 8,000 microscopists worldwide - at no cost in the U.S. and with a modest international charge.*

PO Box 620122, Middleton, WI 53562 - Tel.: (608)836-1970 - Fax: (608)836-1969 - eMail: MicroToday@aol.com

<http://www.microscopy-today.com>

Copyright in 1997 by Today Enterprises. All rights reserved.

Don Grimes, Editor