

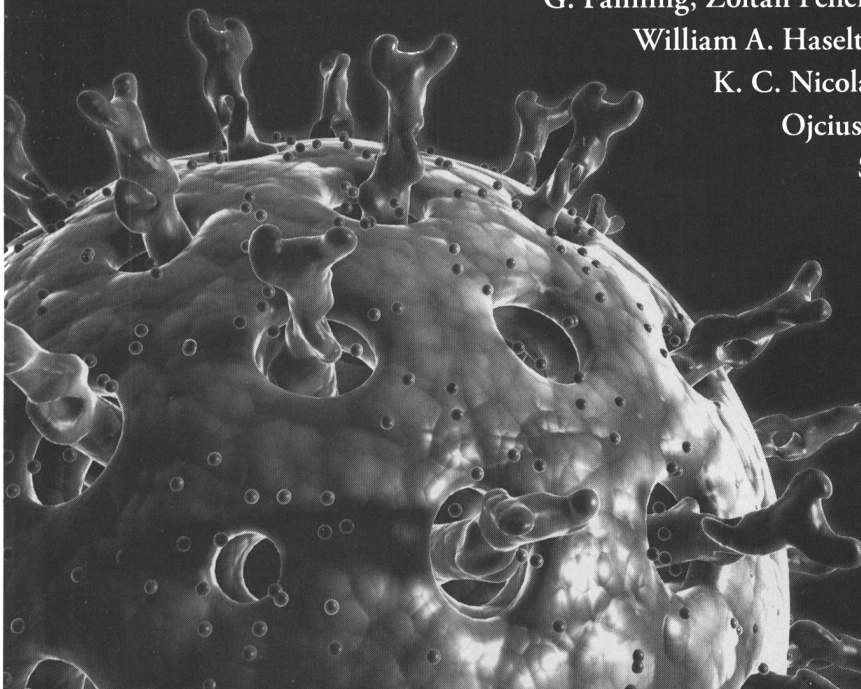
INFECTIOUS DISEASE

Edited by **SCIENTIFIC AMERICAN**

With sections devoted to viral infections, infectious disease, the immune system, and global management and treatment issues, *Infectious Disease* collects thirty of the most exciting, innovative, and significant articles on communicable illness published in the pages of *Scientific American* magazine since 1993.

Contributors: Bruce R. Bacon, Jacques Banchereau, Chris L. Barrett, Patrik M. Bavoil, Martin J. Blaser, Christopher N. C. Boddy, R. John Collier, Toni Darville, Daniel M. Davis, Adrian M. Di Bisceglie, Claire Panosian Dunavan, Paul R. Epstein, Stephen G. Eubank, Carol Ezzell, Thomas G. Fanning, Zoltan Fehervari, W. Wayt Gibbs, Roger I. Glass, William A. Haseltine, Bernard Le Guenno, Stuart B. Levy, K. C. Nicolaou, Abner Louis Notkins, David M. Ojcius, Luke A. J. O'Neill, William E. Paul, Stanley B. Prusiner, Ann H. Reid, Philip E. Ross, Shimon Sakaguchi, James P. Smith, Christine Soares, Gary Stix, Jeffery K. Taubenberger, Luis P. Villarreal, Rodney E. Willoughby, Jr., John A. T. Young, Moncef Zouali

Paper \$22.50



The University of Chicago Press www.press.uchicago.edu

Clinical Infectious Diseases and The Journal of Infectious Diseases

Advertising Rates:



Full Page	7 3/4" x 10 3/8"	\$730*
Vert Half	3 1/2" x 10 3/8"	\$560*
Hori Half	7 3/4" x 5 3/16"	\$560*
Trim Size	8 1/4" x 10 7/8"	

*denotes net rate, noncommissionable.

Rates apply to Recruitment Advertising only. Additional \$50 to typeset/design half page ad; \$100 for full page ad.

Advertising Deadlines:


Issue	Space & Art
January 1	November 25
January 15	December 11
February 1	December 29
February 15	January 11
March 1	January 26
March 15	February 7
April 1	February 25
April 15	March 9
May 1	March 30
May 15	April 12
June 1	April 26
June 15	May 10
July 1	May 27
July 15	June 8
August 1	June 23
August 15	July 7
September 1	July 28
September 15	August 11
October 1	August 25
October 15	September 3
November 1	September 24
November 15	October 11
December 1	October 28
December 15	November 9



For recruitment as well as commercial advertising information please email DeLisa New at dnew@press.uchicago.edu; phone 773.702.5851; fax 773.702.0172.



THE UNIVERSITY OF CHICAGO PRESS
JOURNALS DIVISION



For details on:

- Important Dates
- Preliminary Program
- Registration and Housing Online

IDSAs 48TH ANNUAL MEETING

VANCOUVER

OCTOBER 21-24, 2010

Please visit www.idsociety.org/meetings.htm

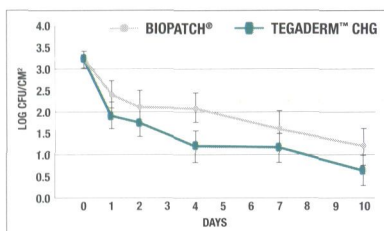


Tegaderm™ CHG

Chlorhexidine Gluconate IV Securement Dressing



See the Evidence for Yourself



Proven more effective than BioPatch® at reducing skin flora on healthy volunteers for up to 10 days.*

The *only* transparent IV site dressing integrated with a CHG gel pad proven to reduce skin flora better than BioPatch®.

You know reducing skin flora at the catheter insertion site helps to reduce or prevent CRBSIs. The CDC recommends transparent dressings and the use of CHG to reduce skin flora at the IV site. In studies, 3M™ Tegaderm™ CHG was proven to be:

- As effective as, or better than BioPatch®, at reducing skin flora on healthy volunteers for up to 10 days¹
- More effective than BioPatch® at preventing re-growth of skin flora on healthy volunteers at 7 days¹
- Statistically better than BioPatch® in overall performance, ease of applying correctly, and ability to see IV site—as rated by 12 out of 12 clinicians²

Tegaderm™ CHG is the *only* transparent IV site dressing integrated with a CHG gel pad proven to reduce skin flora, a leading cause of CRBSIs.*

Visit www.3M.com/tegadermchg4 to see the evidence for yourself.

*3M™ Tegaderm™ CHG Dressing has not been studied in a randomized, controlled trial as to its effectiveness in preventing CRBSIs.

¹Maki, DG (2008) A Novel Integrated Chlorhexidine-impregnated Transparent Dressing for Prevention of Vascular Catheter-related Bloodstream Infection: A Prospective Comparative Study in Healthy Volunteers. The Society for Healthcare Epidemiology of America April 2008.

²Eyberg C., Pyrek, J (2008). A Controlled Randomized Prospective Comparative Pilot Study to Evaluate the Ease of Use of a Transparent Chlorhexidine Gluconate Gel Dressing Versus A Chlorhexidine Gluconate Disk in Healthy Volunteers JAVA p112-117 Vol 13 No 3 I 2008.

© 2009 3M. 3M and Tegaderm are trademarks of 3M. BioPatch is a registered trademark of ETHICON, INC.

