

CNS SPECTRUMS[®]

The International Journal of Neuropsychiatric Medicine



Neurologic and Psychiatric Sequelae of Stroke

Ischemic Brain Infarction

D. R. Horowitz

Consequences of Right Cerebrovascular Accident on Emotional Functioning: Diagnostic and Treatment Implications

H. Erhan, E. Ochoa, J. Borod, and T. Feinberg

Apathy and Depression Following Stroke

S. E. Starkstein and F. Manes

Neuroprotection and the Ischemic Cascade

R. A. Felberg, W. S. Burgin, and J. C. Grotta


Psychostimulant Treatment of Stroke and Brain Injury

S. R. Flanagan

Stroke Risk Factors

S. Tubrim

CNS Spectrums is indexed by
EMBASE/Excerpta Medica, DIALOG,
SilverPlatter, OVID, and Lexis-Nexis,
and is the official journal of the
International Neuropsychiatric Association.



In mild to moderate Alzheimer's disease

You see it as maintaining cognitive



* Individual responses to ARICEPT[®] may include improvement, stabilization, or decline.

† The most common adverse events leading to discontinuation in pivotal clinical trials with ARICEPT[®] (donepezil HCl) were nausea, diarrhea, and vomiting. Pivotal clinical trials of ARICEPT[®] have shown no increase, relative to placebo, in the incidence of either peptic ulcer disease or gastrointestinal bleeding. Nevertheless, cholinesterase inhibitors may be expected to increase gastric acid secretion. Therefore, patients (especially those at increased risk for developing ulcers—eg, having a history of ulcer disease, receiving concurrent nonsteroidal anti-inflammatory drugs) should be monitored closely for gastrointestinal bleeding. In pivotal clinical trials, syncopal episodes have been reported in association with ARICEPT[®] (2% vs 1% for placebo).

function.

She sees it as
a bedtime story.

ARICEPT®. Helping to make
a difference for people living
with Alzheimer's

- Slows the worsening of symptoms*
- Proven to maintain cognition
in placebo-controlled studies
- Well tolerated†
- Proven safety profile
- Once-daily dosing
- 3 years of real-world use

ONCE-A-DAY
ARICEPT®
(donepezil HCl)
5-MG AND 10-MG TABLETS

THERAPY TO REMEMBER™

Please see brief summary of prescribing information on adjacent page.

EL208A99C

ARICEPT® (Donepezil Hydrochloride Tablets)

Brief Summary – see package insert for full prescribing information. **INDICATIONS AND USAGE** ARICEPT® is indicated for the treatment of mild to moderate dementia of the Alzheimer's type. **CONTRAINDICATIONS** ARICEPT® is contraindicated in patients with known hypersensitivity to donepezil hydrochloride or to piperidine derivatives. **WARNINGS** **Anesthesia:** ARICEPT® as a cholinesterase inhibitor, is likely to exaggerate succinylcholine-type muscle relaxation during anesthesia. **Cardiovascular Conditions:** Because of their pharmacological action, cholinesterase inhibitors may have vagotonic effects on heart rate (e.g., bradycardia). The potential for this action may be particularly important to patients with "sick sinus syndrome" or other supraventricular cardiac conduction conditions. Syncope episodes have been reported in association with the use of ARICEPT®. **Gastrointestinal Conditions:** Through their primary action, cholinesterase inhibitors may be expected to increase gastric acid secretion due to increased cholinergic activity. Therefore, patients should be monitored closely for symptoms of active or occult gastrointestinal bleeding, especially those at increased risk for developing ulcers, e.g., those with a history of ulcer disease or those receiving concurrent nonsteroidal anti-inflammatory drugs (NSAIDs). Clinical studies of ARICEPT® have shown no increase, relative to placebo, in the incidence of either peptic ulcer disease or gastrointestinal bleeding. ARICEPT®, as a predictable consequence of its pharmacological properties, has been shown to produce diarrhea, nausea and vomiting. These effects, when they occur, appear more frequently with the 10 mg/day dose than with the 5 mg/day dose. In most cases, these effects have been mild and transient, sometimes lasting one to three weeks, and have resolved during continued use of ARICEPT®. **Genitourinary:** Although not observed in clinical trials of ARICEPT®, cholinomimetics may cause bladder outflow obstruction. **Neurological Conditions:** Seizures: Cholinomimetics are believed to have some potential to cause generalized convulsions. However, seizure activity also may be a manifestation of Alzheimer's Disease. **Pulmonary Conditions:** Because of their cholinomimetic actions, cholinesterase inhibitors should be prescribed with care to patients with a history of asthma or obstructive pulmonary disease. **PRECAUTIONS Drug-Drug Interactions Drugs Highly Bound to Plasma Proteins:** Drug displacement studies have been performed *in vitro* between this highly bound drug (96%) and other drugs such as furosemide, digoxin, and warfarin. ARICEPT® at concentrations of 0.3-10 µg/mL did not affect the binding of furosemide (5 µg/mL), digoxin (2 ng/mL), and warfarin (3 µg/mL) to human albumin. Similarly, the binding of ARICEPT® to human albumin was not affected by furosemide, digoxin, and warfarin. **Effect of ARICEPT® on the Metabolism of Other Drugs:** No *in vivo* clinical trials have investigated the effect of ARICEPT® on the clearance of drugs metabolized by CYP 3A4 (e.g. cisapride, terfenadine) or by CYP 2D6 (e.g. imipramine). However, *in vitro* studies show a low rate of binding to these enzymes (mean K_i about 50-130 µM), that, given the therapeutic plasma concentrations of donepezil (164 nM), indicates little likelihood of interference. Whether ARICEPT® has any potential for enzyme induction is not known. **Effect of Other Drugs on the Metabolism of ARICEPT®:** Ketoconazole and quinidine, inhibitors of CYP450, 3A4 and 2D6, respectively, inhibit donepezil metabolism *in vitro*. Whether there is a clinical effect of these inhibitors is not known. Inducers of CYP 2D6 and CYP 3A4 (e.g., phenytoin, carbamazepine, dexamethasone, rifampin, and phenobarbital) could increase the rate of elimination of ARICEPT®. **Use with Anticholinergics:** Because of their mechanism of action, cholinesterase inhibitors have the potential to interfere with the activity of anticholinergic medications. **Use with Cholinomimetics and Other Cholinesterase Inhibitors:** A synergistic effect may be expected when cholinesterase inhibitors are given concurrently with succinylcholine, similar neuromuscular blocking agents or cholinergic agonists such as bethanechol. **Carcinogenesis, Mutagenesis, Impairment of Fertility** Carcinogenicity studies of donepezil have not been completed. Donepezil was not mutagenic in the Ames reverse mutation assay in bacteria. In the chromosome aberration test in cultures of Chinese hamster lung (CHL) cells, some clastogenic effects were observed. Donepezil was not clastogenic in the *in vivo* mouse micronucleus test. Donepezil had no effect on fertility in rats at doses up to 10 mg/kg/day (approximately 8 times the maximum recommended human dose on a mg/m² basis). **Pregnancy Pregnancy Category C:** Teratology studies conducted in pregnant rats at doses up to 16 mg/kg/day (approximately 13 times the maximum recommended human dose on a mg/m² basis) and in pregnant rabbits at doses up to 10 mg/kg/day (approximately 16 times the maximum recommended human dose on a mg/m² basis) did not disclose any evidence for a teratogenic potential of donepezil. However, in a study in which pregnant rats were given up to 10 mg/kg/day (approximately 8 times the maximum recommended human dose on a mg/m² basis) from day 17 of gestation through day 20 postpartum, there was a slight increase in still births and a slight decrease in pup survival through day 4 postpartum at this dose; the next lower dose tested was 3 mg/kg/day. There are no adequate or well-controlled studies in pregnant women. ARICEPT® should be used during pregnancy only if the potential benefit justifies the potential risk to the fetus. **Nursing Mothers:** It is not known whether donepezil is excreted in human breast milk. ARICEPT® has no indication for use in nursing mothers. **Pediatric Use:** There are no adequate and well-controlled trials to document the safety and efficacy of ARICEPT® in any illness occurring in children. **ADVERSE REACTIONS Adverse Events Leading to Discontinuation** The rates of discontinuation from controlled clinical trials of ARICEPT® due to adverse events for the ARICEPT® 5 mg/day treatment groups were comparable to those of placebo-treatment groups at approximately 5%. The rate of discontinuation of patients who received 7-day escalations from 5 mg/day to 10 mg/day, was higher at 13%. The most common adverse events leading to discontinuation, defined as those occurring in at least 2% of patients and at twice the incidence seen in placebo patients, are shown in Table 1.

Table 3. Adverse Events Reported in Controlled Clinical Trials in at Least 2% of Patients Receiving ARICEPT® (donepezil HCl) and at a Higher Frequency than Placebo-treated Patients

Body System/Adverse Event	Placebo (n=355)	ARICEPT® (n=747)
Percent of Patients with any Adverse Event	72	74
Body as a Whole		
Headache	9	10
Pain, various locations	8	9
Accident	6	7
Fatigue	3	5
Cardiovascular System		
Syncope	1	2
Digestive System		
Nausea	6	11
Diarrhea	5	10
Vomiting	3	5
Anorexia	2	4
Hemic and Lymphatic System		
Echymosis	3	4
Metabolic and Nutritional Systems		
Weight Decrease	1	3
Musculoskeletal System		
Muscle Cramps	2	6
Arthritis	1	2
Nervous System		
Insomnia	6	9
Dizziness	6	8
Depression	<1	3
Abnormal Dreams	0	3
Somnolence	<1	2
Urogenital System		
Frequent Urination	1	2

Other Adverse Events Observed During Clinical Trials ARICEPT® has been administered to over 1700 individuals during clinical trials worldwide. Approximately 1200 of these patients have been treated for at least 3 months and more than 1000 patients have been treated for at least 6 months. Controlled and uncontrolled trials in the United States included approximately 900 patients. In regards to the highest dose of 10 mg/day, this population includes 650 patients treated for 3 months, 475 patients treated for 6 months and 116 patients treated for over 1 year. The range of patient exposure is from 1 to 1214 days. Treatment emergent signs and symptoms that occurred during 3 controlled clinical trials and two open-label trials in the United States were recorded as adverse events by the clinical investigators using terminology of their own choosing. To provide an overall estimate of the proportion of individuals having similar types of events, the events were grouped into a smaller number of standardized categories using a modified COSTART dictionary and event frequencies were calculated across all studies. These categories are used in the listing below. The frequencies represent the proportion of 900 patients from these trials who experienced that event while receiving ARICEPT®. All adverse events occurring at least twice are included, except for those already listed in Tables 2 or 3. COSTART terms too general to be informative, or events less likely to be drug caused. Events are classified by body system and listed using the following definitions: **frequent adverse events** — those occurring in at least 1/100 patients; **infrequent adverse events** — those occurring in 1/100 to 1/1000 patients. These adverse events are not necessarily related to ARICEPT® treatment and in most cases were observed at a similar frequency in placebo-treated patients in the controlled studies. No important additional adverse events were seen in studies conducted outside the United States. **Body as a Whole:** *Frequent:* influenza, chest pain, toothache; *Infrequent:* fever, edema face, periorbital edema, hernia hiatal, abscess, cellulitis, chills, generalized coldness, head fullness, listlessness. **Cardiovascular System:** *Frequent:* hypertension, vasodilation, atrial fibrillation, hot flashes, hypotension; *Infrequent:* angina pectoris, postural hypotension, myocardial infarction, AV block (first degree), congestive heart failure, arteritis, bradycardia, peripheral vascular disease, supraventricular tachycardia, deep vein thrombosis. **Digestive System:** *Frequent:* fecal incontinence, gastrointestinal bleeding, bloating, epigastric pain; *Infrequent:* eructation, gingivitis, increased appetite, flatulence, peridontal abscess, cholelithiasis, diverticulitis, drooling, dry mouth, liver sore, gastritis, irritable colon, tongue edema, epigastric distress, gastroenteritis, increased transaminases, hemorrhoids, ileus, increased thirst, jaundice, melena, polydipsia, duodenal ulcer, stomach ulcer. **Endocrine System:** *Infrequent:* diabetes mellitus, goiter. **Hemic and Lymphatic System:** *Infrequent:* anemia, thrombocytopenia, thrombocytopenia, eosinophilia, erythrocytopenia. **Metabolic and Nutritional Disorders:** *Frequent:* dehydration; *Infrequent:* gout, hypokalemia, increased creatine kinase, hyperglycemia, weight increase, increased lactate dehydrogenase. **Musculoskeletal System:** *Frequent:* bone fracture; *Infrequent:* muscle weakness, muscle fasciculation. **Nervous System:** *Frequent:* delusions, tremor, irritability, paresthesia, aggression, vertigo, ataxia, increased libido, restlessness, abnormal crying, nervousness, aphasia; *Infrequent:* cerebrovascular accident, intracranial hemorrhage, transient ischemic attack, emotional lability, neuralgia, colicness (localized), muscle spasm, dysphoria, gait abnormality, hypertension, hypokinesia, neurodermatitis, numbness (localized), paranoia, dysarthria, dysphasia, hostility, decreased libido, melanocholia, emotional withdrawal, nystagmus, pacing. **Respiratory System:** *Frequent:* dyspnea, sore throat, bronchitis; *Infrequent:* epistaxis, post nasal drip, pneumonia, hyperventilation, pulmonary congestion, wheezing, hypoxia, pharyngitis, pleurisy, pulmonary collapse, sleep apnea, snoring. **Skin and Appendages:** *Frequent:* pruritus, diaphoresis, urticaria; *Infrequent:* dermatitis, erythema, skin discoloration, hyperkeratosis, alopecia, fungal dermatitis, herpes zoster, hirsutism, skin striae, night sweats, skin ulcer. **Special Senses:** *Frequent:* cataract, eye irritation, vision blurred; *Infrequent:* dry eyes, glaucoma, earache, tinnitus, blepharitis, decreased hearing, retinal hemorrhage, otitis externa, otitis media, bad taste, conjunctival hemorrhage, ear buzzing, motion sickness, spots before eyes. **Urogenital System:** *Frequent:* urinary incontinence, nocturia; *Infrequent:* dysuria, hematuria, urinary urgency, metrorrhagia, cystitis, enuresis, prostate hypertrophy, pyelonephritis, inability to empty bladder, breast fibroadenosis, fibrocystic breast, mastitis, pyuria, renal failure, vaginitis. **Postintroduction Reports** Voluntary reports of adverse events temporally associated with ARICEPT® that have been received since market introduction that are not listed above, and that there is inadequate data to determine the causal relationship with the drug include the following: abdominal pain, agitation, cholecystitis, confusion, convulsions, hallucinations, heart block (all types), hemolytic anemia, hepatitis, hyponatremia, pancreatitis, and rash. **OVERDOSAGE** Because strategies for the management of overdose are continually evolving, it is advisable to contact a Poison Control Center to determine the latest recommendations for the management of an overdose of any drug. As in any case of overdose, general supportive measures should be utilized. Overdosage with cholinesterase inhibitors can result in cholinergic crisis characterized by severe nausea, vomiting, salivation, sweating, bradycardia, hypotension, respiratory depression, collapse and convulsions. Increasing muscle weakness is a possibility and may result in death if respiratory muscles are involved. Tertiary anticholinergics such as atropine may be used as an antidote for ARICEPT® overdose. Intravenous atropine sulfate titrated to effect is recommended: an initial dose of 1.0 to 2.0 mg IV with subsequent doses based upon clinical response. Atypical responses in blood pressure and heart rate have been reported with other cholinomimetics when co-administered with quaternary anticholinergics such as glycopyrrolate. It is not known whether ARICEPT® and/or its metabolites can be removed by dialysis (hemodialysis, peritoneal dialysis, or hemofiltration). Dose-related signs of toxicity in animals included reduced spontaneous movement, prone position, staggering gait, lacrimation, clonic convulsions, depressed respiration, salivation, miosis, tremors, fasciculation and lower body surface temperature. **DOSE AND ADMINISTRATION** The dosages of ARICEPT® shown to be effective in controlled clinical trials are 5 mg and 10 mg administered once per day. Controlled clinical trials indicated that the 10 mg dose, with a one week titration, is likely to be associated with a higher incidence of cholinergic adverse events than the 5 mg dose. Because steady state is not achieved for 15 days and because the incidence of such effects may be influenced by the rate of dose escalation, treatment with a dose of 10 mg should not be contemplated until patients have been on a daily dose of 5 mg for 4 to 6 weeks. Whether or not to employ a dose of 10 mg is a matter of prescriber and patient preference. ARICEPT® should be taken in the evening, just prior to retiring, and may be taken with or without food.



Revised September 1999

Table 1. Most Frequent Adverse Events Leading to Withdrawal from Controlled Clinical Trials by Dose Group

Dose Group	Placebo	5 mg/day ARICEPT®	10 mg/day ARICEPT®
Patients Randomized	355	350	315
Event%/Discontinuing			
Nausea	1%	1%	3%
Diarrhea	0%	<1%	3%
Vomiting	<1%	<1%	2%

Most Frequent Adverse Clinical Events Seen in Association with the Use of ARICEPT® The most common adverse events, defined as those occurring at a frequency of at least 5% in patients receiving 10 mg/day and twice the placebo rate, are largely predicted by ARICEPT®'s cholinomimetic effects. These include nausea, diarrhea, insomnia, vomiting, muscle cramp, fatigue and anorexia. These adverse events were often of mild intensity and transient, resolving during continued ARICEPT® treatment without the need for dose modification. There is evidence to suggest that the frequency of these common adverse events may be affected by the rate of titration. An open-label study was conducted with 269 patients who received placebo in the 15- and 30-week studies. These patients were titrated to a dose of 10 mg/day over a 6-week period. The rates of common adverse events were lower than those seen in patients titrated to 10 mg/day over one week in the controlled clinical trials and were comparable to those seen in patients on 5 mg/day. See Table 2 for a comparison of the most common adverse events following one and six week titration regimens.

Table 2. Comparison of Rates of Adverse Events in Patients Titrated to 10 mg/day Over 1 and 6 Weeks

Adverse Event	Placebo (n=315)	Titration Regimen		
		No titration (n=311)	One-week titration (n=315)	Six-week titration (n=269)
Nausea	6%	5%	19%	6%
Diarrhea	5%	8%	15%	9%
Insomnia	6%	6%	14%	6%
Fatigue	3%	4%	8%	3%
Vomiting	3%	3%	8%	5%
Muscle cramps	2%	6%	6%	3%
Anorexia	2%	3%	7%	3%

Adverse Events Reported in Controlled Trials The events cited reflect experience gained under closely monitored conditions of clinical trials in a highly selected patient population. In actual clinical practice or in other clinical trials, these frequency estimates may not apply, as the conditions of use, reporting behavior, and the kinds of patients treated may differ. Table 3 lists treatment emergent signs and symptoms that were reported in at least 2% of patients in placebo-controlled trials who received ARICEPT® and for which the rate of occurrence was greater for ARICEPT® assigned than placebo assigned patients. In general, adverse events occurred more frequently in female patients and with advancing age.



Elsai Inc.
Tucson, NJ 07866



Pfizer U.S. Pharmaceuticals
New York, NY 10117

© 2000, Elsal Inc. and Pfizer Inc

Printed in USA/February 2000

CNS SPECTRUMS

The International Journal of Neuropsychiatric Medicine

EDITOR

Eric Hollander, MD
Mount Sinai School of Medicine
New York, NY

INTERNATIONAL EDITOR

Joseph Zohar, MD
Chaim Sheba Medical Center
Tel Aviv, Israel

ASSOCIATE INTERNATIONAL EDITOR

Donatella Marazziti, MD
University of Pisa
Pisa, Italy

EDITORIAL DIRECTOR

James La Rossa Jr.

BOARD OF ADVISORS

Margaret Altemus, MD
Cornell University Medical Center
New York, NY

Mitchell F. Brin, MD
Mount Sinai School of Medicine
New York, NY

John Caronna, MD
New York Hospital-Cornell
Medical Center, New York, NY

Dennis S. Charney, MD
Yale University
New Haven, CT

Emil F. Coccaro, MD
University of Chicago Medical Center
Chicago, IL

Jeffrey L. Cummings, MD
University of California
Los Angeles, CA

Dwight L. Evans, MD
University of Pennsylvania
Philadelphia, PA

Mark George, MD
Medical University of South Carolina
Charleston, SC

Jack Gorman, MD
College of Physicians and
Surgeons, Columbia University
New York, NY

Thomas R. Insel, MD
Yerkes Primate Labs
Emory University School of Medicine
Atlanta, GA

Lorin M. Koran, MD
Stanford University Medical School
Stanford, CA

Herbert Y. Meltzer, MD
Vanderbilt University Medical Center
Nashville, TN

Stuart A. Montgomery, MD
St. Mary's Hospital Medical School
London, United Kingdom

Dennis L. Murphy, MD
National Institute of Mental Health
Bethesda, MD

Charles B. Nemeroff, MD, PhD
Emory University School of Medicine
Atlanta, GA

Humberto Nicolini, MD, PhD
Instituto Mexicano de Psiquiatria
Mexico

Katharine Phillips, MD
Brown University
Providence, RI

Harold A. Pincus, MD
American Psychiatric Association
Washington, DC

Stanley I. Rapoport, MD
National Institute of Mental Health
Bethesda, MD

Scott L. Rauch, MD
Massachusetts General Hospital
Charlestown, MA

Alan Schatzberg, MD
Stanford University Medical School
Stanford, CA

Dan J. Stein, MB
University of Stellenbosch
Tygerberg, South Africa

Norman Sussman, MD
New York University Medical School
New York, NY

Neal R. Swerdlow, MD, PhD
University of California, San Diego
La Jolla, CA

Michael R. Trimble, MD
National Hospital for Neurology
and Neurosurgery
London, United Kingdom

H. M. van Praag, MD
University of Maastricht
Maastricht, The Netherlands

Herman G.M. Westenberg, MD
University Hospital Utrecht
Utrecht, The Netherlands

Richard Wyatt, MD
National Institute of Mental Health
Bethesda, MD

Stuart Yudofsky, MD
Baylor College of Medicine
Houston, TX

MBL COMMUNICATIONS

CEO & PUBLISHER

James La Rossa Jr.

PRESIDENT & ASSOCIATE PUBLISHER

Darren L. Brodeur

MANAGING EDITOR

Claire R. Roberts

ASSOCIATE EDITORIAL DIRECTOR/ ACQUISITIONS EDITOR

Genevieve Romano

SENIOR EDITORS

Jenny R. Green
Steven Ovadia

SPECIAL PROJECTS EDITOR

Imre Balanli

PUBLISHING ASSOCIATE

Jesse D. Soll

NATIONAL ACCOUNTS MANAGER— EMERGING MARKETS

Paul McDaniel

ASSISTANT ACQUISITIONS EDITORS

Kathleen Byrne
Dena Panteleakis

EDITORIAL ASSISTANTS

Jill Bazar
Janeen Labbe
Keith Papa
Joshua Ubaldi

ART DIRECTOR

Anthony J. Korsak

ASSISTANT ART DIRECTOR

Benjamin Balcomb

COPY EDITORS

Lauren Cerruto
Michelle Cervone, MD
John Martino

ADMINISTRATIVE ASSISTANT

Claudette Crawford

CONTROLLER

Richard Cortez

CORPORATION COUNSEL

Kevin F. Saer, Esq.
Davis, Wright, & Tremaine, LLP

OF COUNSEL

Susan G. La Rossa, Esq.
Putney, Twombly, Hall & Hirson

Depression or Generalized Anxiety Disorder



to better



The efficacy and safety of EFFEXOR XR for pediatric use have not been established.

EFFEXOR XR is contraindicated in patients taking monoamine oxidase inhibitors (MAOIs). EFFEXOR XR should not be used in combination with an MAOI or within at least 14 days of discontinuing treatment with an MAOI; at least 7 days should be allowed after stopping EFFEXOR XR before starting an MAOI.

The most common adverse events reported in EFFEXOR XR placebo-controlled depression trials (incidence $\geq 10\%$ and $\geq 2\times$ that of placebo) were nausea, dizziness, somnolence, abnormal

ejaculation, sweating, dry mouth, and nervousness; and in GAD trials were nausea, dry mouth, insomnia, abnormal ejaculation, anorexia, constipation, nervousness, and sweating.

Treatment with venlafaxine is associated with sustained increases in blood pressure (BP) in some patients. Three percent of EFFEXOR XR patients in depression studies (doses of 75 to 375 mg/day) and 0.4% in GAD studies (doses of 75 to 225 mg/day) had sustained BP elevations. Less than 1% discontinued treatment because of elevated BP. Regular BP monitoring is recommended.

References: 1. Data on file, Wyeth-Ayerst Laboratories, Philadelphia, Pa. 2. Ferrier IN. Treatment of major depression: is improvement enough? *J Clin Psychiatry*. 1999;60(suppl 6):10-14.

Get your patients beyond better

- All antidepressants reduce symptoms, but EFFEXOR XR can bring patients to true wellness.¹
- EFFEXOR XR has been proven to achieve remission—full symptom resolution.¹
- Working on both serotonin and norepinephrine, the unique formulation of EFFEXOR XR offers more of your patients the ability to achieve remission.²

Need proof? Call 1-888-EFFEXOR XR.

Visit us at
www.EFFEXORXR.com

to **well**

*I got my
playfulness
back*

ONCE-DAILY
VENLAFAXINE HCl
EFFEXOR[®] XR

EXTENDED
RELEASE
CAPSULES

Beyond better.

Please see brief summary of Prescribing Information on the next page.

THE RIGHT LOCATION: EMOTIONAL IMPACT
25-38

“An interesting finding emerged when the emotional changes associated with CVAs in specific regions of the right hemisphere were examined. The patient with the right frontoparietal lesion demonstrated the greatest range of symptomatology, including depression, anxiety, apathy, anger, and denial of illness. Fewer symptoms were associated with right frontal, frontotemporal, parieto-occipital, and basal ganglia lesions. Patients with right frontotemporal lesions did not express anxiety symptoms, whereas the patient with a right frontoparietal lesion did. Similarly, the patient with the right frontoparietal lesion did not experience persecutory ideation, while the two patients with right frontotemporal lesions did. Patients with right parieto-occipital and right frontal lesions exhibited fewer emotional disorders than did patients with lesions in the other right hemisphere regions. The most frequent emotional difficulties were depression and anger (n=5), followed by anxiety (n=3) and persecutory ideation (n=2).”

DISASSOCIATING APATHY AND DEPRESSION
43-50

“Several studies have demonstrated a high frequency of apathy after lesions involving the globus pallidus and the adjacent internal capsule. The ansa lenticularis is one of the main internal pallidal outputs, ending in the pedunculopontine nucleus after going through the posterior limb of the internal capsule. In cats and rodents, the ansa lenticularis is localized within the mesencephalic locomotor region and sends monosynaptic projections to motoneurons in the anterior horn. The ansa lenticularis may have a prominent role in goal-oriented behavior, and dysfunction of this system may explain the presence of apathy in patients with lesions of the posterior limb of the internal capsule. The frequent association between major depression and apathy may result from lesions to the ventral striatum, producing disruption of biogenic amine pathways and damage to the contiguous posterior limb of the internal capsule, which may in turn produce dysfunction of goal-motivational locomotor systems.”

INTERVENING IN THE ISCHEMIC CASCADE
52-58

“Neuroprotective therapies are directed at the biochemical events that occur in the ischemic cascade. Numerous agents have shown efficacy in animal models of stroke. Although multiple agents have been used in human trials, the results have been disappointing. To date, at least 29 cytoprotective agents have been tested or are soon to be evaluated in humans. Of these, 10 classes of drugs have reached class III testing. The first and only agents shown to be effective in acute stroke are the thrombolytics. The National Institute of Neurological Disorders and Stroke (NINDS) trial confirmed the robust response of early

reperfusion with intravenous tissue plasminogen activator (TPA). Intra-arterial clot lysis with prourokinase has also shown a positive response. In addition, ancrod—a fibrinolytic agent derived from Malaysian pit viper venom—appears beneficial.”

PSYCHOSTIMULANT TREATMENT OF STROKE
59-69

“Injury to the DA system has been implicated in the development and recovery from hemispatial neglect; however, the exact mechanism by which dopamine exerts an effect on neglect is not clear. Human studies examining dopamine’s influence on recovery from hemispatial neglect have been mixed. In one study, two patients with neglect were treated with bromocriptine and demonstrated improvements in attention to the neglected hemispace. Improvement was also demonstrated in four patients with neglect after treatment with apomorphine (a DA agonist) in a placebo-controlled study. In a recent case study, bromocriptine was reported to improve performance better than MP on tests specific for neglect; however, both agents were superior to placebo. Exacerbation of neglect occurred following withdrawal of MP, but not of bromocriptine. Two recent studies suggest that bromocriptine may worsen neglect by increasing attention to the ipsilateral rather than the contralateral hemispace. In one of these studies, the authors speculated that DA stimulation in patients with neglect arising from injury to the putamen may result in activation of the normal hemisphere, increasing an intentional bias to the ipsilateral side. Given the detrimental consequences for function that result from hemispatial neglect, clinicians may consider treatment with a DA agonist, although the potential for worsening neglect will need to be closely monitored.”

CUTTING RISK STROKE BY STROKE
70-74

“A familial tendency toward cerebrovascular disease has long been recognized as a stroke risk factor, but it has generally been found to operate through recognized risk factors that have a genetic component, such as hypertension or hyperhomocystinemia. Recently, however, a rare syndrome termed *cerebral autosomal dominant arteriopathy with subcortical infarcts and leukoencephalopathy* (CADASIL), which is characterized by depression, migraine, and recurrent small vessel infarction, was recognized in a European kindred, and the genetic mutation responsible was identified on chromosome 19q. The gene product affected by this mutation has not yet been identified; therefore, while diagnostic pathological changes have been identified, the pathophysiology has not, and no specific intervention is possible. Therefore, unlike hereditary factors that operate through modifiable risk factors, this mutation must currently be viewed as a risk marker.”

REFERENCES: 1. Swanson J, Wigal S, Greenhill L, et al. Analog classroom assessment of Adderall in children with ADHD. *J Am Acad Child Adolesc Psychiatry*. May 1998;37(5):519-526. 2. Data on file, Shire Richwood Inc. Analysis of open-label data collected from March 1995 through February 1996. 3. ADDERALL package insert, Shire Richwood Inc.

ADDERALL II

5 mg, 10 mg, 20 mg & 30 mg TABLETS
(Mixed Salts of a Single-Entity Amphetamine Product)
Dextroamphetamine Sulfate Amphetamine Sulfate
Dextroamphetamine Saccharate Amphetamine Aspartate

ADDERALL® TABLETS **BRIEF SUMMARY**

AMPHETAMINES HAVE A HIGH POTENTIAL FOR ABUSE. ADMINISTRATION OF AMPHETAMINES FOR PROLONGED PERIODS OF TIME MAY LEAD TO DRUG DEPENDENCE AND MUST BE AVOIDED. PARTICULAR ATTENTION SHOULD BE PAID TO THE POSSIBILITY OF SUBJECTS OBTAINING AMPHETAMINES FOR NON-THERAPEUTIC USE OR DISTRIBUTION TO OTHERS, AND THE DRUGS SHOULD BE PRESCRIBED OR DISPENSED SPARINGLY.

INDICATIONS: Attention Deficit Disorder with Hyperactivity: ADDERALL is indicated as an integral part of a total treatment program which typically includes other remedial measures (psychological, educational, social) for a stabilizing effect in children with behavioral syndrome characterized by the following group of developmentally inappropriate symptoms: moderate to severe distractibility, short attention span, hyperactivity, emotional lability, and impulsivity. The diagnosis of this syndrome should not be made with finality when these symptoms are only of comparatively recent origin. Nonlocalizing (soft) neurological signs, learning disability and abnormal EEG may or may not be present, and a diagnosis of central nervous system dysfunction may or may not be warranted. **In Narcolepsy: CONTRAINDICATIONS:** Advanced arteriosclerosis, symptomatic cardiovascular disease, moderate to severe hypertension, hyperthyroidism, known hypersensitivity or idiosyncrasy to the sympathomimetic amines, glaucoma. Agitated states. Patients with a history of drug abuse. During or within 14 days following the administration of monoamine oxidase inhibitors (hypertensive crises may result). **WARNINGS:** Clinical experience suggests that in psychotic children, administration of amphetamine may exacerbate symptoms of behavior disturbance and thought disorder. Data are inadequate to determine whether chronic administration of amphetamine may be associated with growth inhibition; therefore, growth should be monitored during treatment. **Usage in Nursing Mothers:** Amphetamines are excreted in human milk. Mothers taking amphetamines should be advised to refrain from nursing. **PRECAUTIONS: General:** Caution is to be exercised in prescribing amphetamines for patients with even mild hypertension. The least amount feasible should be prescribed or dispensed at one time in order to minimize the possibility of overdosage. **Information for Patients:** Amphetamines may impair the ability of the patient to engage in potentially hazardous activities such as operating machinery or vehicles; the patient should therefore be cautioned accordingly. **Drug Interactions: Acidifying agents -** Gastrointestinal acidifying agents (guanethidine, reserpine, glutamic acid HCl, ascorbic acid, fruit juices, etc.) lower absorption of amphetamines. **Urinary acidifying agents -** (ammonium chloride, sodium acid phosphate, etc.) increase the concentration of the ionized species of the amphetamine molecule, thereby increasing urinary excretion. Both groups of agents lower blood levels and efficacy of amphetamines. **Adrenergic blockers -** Adrenergic blockers are inhibited by amphetamines. **Alkalinizing agents -** Gastrointestinal alkalinizing agents (sodium bicarbonate, etc.) increase absorption of amphetamines. Urinary alkalinizing agents (acetazolamide, some thiazides) increase the concentration of the non-ionized species of the amphetamine molecule, thereby decreasing urinary excretion. Both groups of agents increase blood levels and therefore potentiate the actions of amphetamines. **Antidepressants, tricyclic -** Amphetamines may enhance the activity of tricyclic or sympathomimetic agents; d-amphetamine with desipramine or protriptyline and possibly other tricyclics cause striking and sustained increases in the concentration of d-amphetamine in the brain; cardiovascular effects can be potentiated. **MAO inhibitors -** MAOI antidepressants, as well as a metabolite of furazolidone, slow amphetamine metabolism. This slowing potentiates amphetamines, increasing their effect on the release of norepinephrine and other monoamines from adrenergic nerve endings; this can cause headaches and other signs of hypertensive crisis. A variety of neurological toxic effects and malignant hyperpyrexia can occur, sometimes with fatal results. **Antihistamines -** Amphetamines may counteract the sedative effect of antihistamines. **Antihypertensives -** Amphetamines may antagonize the hypotensive effects of antihypertensives. **Chlorpromazine -** Chlorpromazine blocks dopamine and norepinephrine reuptake, thus inhibiting the central stimulant effects of amphetamines, and can be used to treat amphetamine poisoning. **Ethosuximide -** Amphetamines may delay intestinal absorption of ethosuximide. **Haloperidol -** Haloperidol blocks dopamine and norepinephrine reuptake, thus inhibiting the central stimulant effects of amphetamines. **Lithium carbonate -** The anorectic and stimulatory effects of amphetamines may be inhibited by lithium carbonate. **Meperidine -** Amphetamines potentiate the analgesic effect of meperidine. **Methamphetamine therapy -** Urinary excretion of amphetamines is increased, and efficacy is reduced, by acidifying agents used in methamphetamine therapy. **Norepinephrine -** Amphetamines enhance the adrenergic effect of norepinephrine. **Phenobarbital -** Amphetamines may delay intestinal absorption of phenobarbital; co-administration of phenobarbital may produce a synergistic anticonvulsant action. **Phenytol -** Amphetamines may delay intestinal absorption of phenytol; co-administration of phenytol may produce a synergistic anticonvulsant action. **Propoxyphene -** In cases of propoxyphene overdosage, amphetamine CNS stimulation is potentiated and fatal convulsions can occur. **Veratrum alkaloids -** Amphetamines inhibit the hypotensive effect of veratrum alkaloids. **Drug/Laboratory Test Interactions:** • Amphetamines can cause a significant elevation in plasma corticosteroid levels. This increase is greatest in the evening. • Amphetamines may interfere with urinary steroid determinations. **Carcinogenesis/Mutagenesis:** Mutagenicity studies and long-term studies in animals to determine the carcinogenic potential of amphetamine, have not been performed. **Pregnancy - Teratogenic Effects:** Pregnancy Category C. Amphetamine has been shown to have embryotoxic and teratogenic effects when administered to A/Jax mice and C57BL mice in doses approximately 41 times the maximum human dose. Embryotoxic effects were not seen in New Zealand white rabbits given the drug in doses 7 times the human dose nor in rats given 12.5 times the maximum human dose. While there are no

adequate and well-controlled studies in pregnant women, there has been one report of severe congenital bony deformity, tracheoesophageal fistula, and anal atresia (vater association) in a baby born to a woman who took dextroamphetamine sulfate with lovastatin during the first trimester of pregnancy. Amphetamines should be used during pregnancy only if the potential benefit justifies the potential risk to the fetus. **Nonteratogenic Effects:** Infants born to mothers dependent on amphetamines have an increased risk of premature delivery and low birth weight. Also, these infants may experience symptoms of withdrawal as demonstrated by dysphoria, including agitation, and significant lassitude. **Pediatric Use:** Long-term effects of amphetamines in children have not been well established. Amphetamines are not recommended for use in children under 3 years of age with Attention Deficit Disorder with Hyperactivity described under INDICATIONS AND USAGE. Amphetamines have been reported to exacerbate motor and phonic tics and Tourette's syndrome. Therefore, clinical evaluation for tics and Tourette's syndrome in children and their families should precede use of stimulant medications. Drug treatment is not indicated in all cases of Attention Deficit Disorder with Hyperactivity and should be considered only in light of the complete history and evaluation of the child. The decision to prescribe amphetamines should depend on the physician's assessment of the chronicity and severity of the child's symptoms and their appropriateness for his/her age. Prescription should not depend solely on the presence of one or more of the behavioral characteristics. When these symptoms are associated with acute stress reactions, treatment with amphetamines is usually not indicated. **ADVERSE REACTIONS: Cardiovascular:** Palpitations, tachycardia, elevation of blood pressure. There have been isolated reports of cardiomyopathy associated with chronic amphetamine use. **Central Nervous System:** Psychotic episodes at recommended doses (rare), overstimulation, restlessness, dizziness, insomnia, euphoria, dyskinesia, dysphoria, tremor, headache, exacerbation of motor and phonic tics and Tourette's syndrome. **Gastrointestinal:** Dryness of the mouth, unpleasant taste, diarrhea, constipation, other gastrointestinal disturbances. Anorexia and weight loss may occur as undesirable effects when amphetamines are used for other than the anorectic effect. **Allergic:** Urticaria. **Endocrine:** Impotence, changes in libido. **DRUG ABUSE AND DEPENDENCE:** Dextroamphetamine sulfate is a Schedule II controlled substance. Amphetamines have been extensively abused. Tolerance, extreme psychological dependence, and severe social disability have occurred. There are reports of patients who have increased the dosage to many times that recommended. Abrupt cessation following prolonged high dosage administration results in extreme fatigue and mental depression; changes are also noted on the sleep EEG. Manifestations of chronic intoxication with amphetamines include severe dermatoses, marked insomnia, irritability, hyperactivity, and personality changes. The most severe manifestation of chronic intoxication is psychosis, often clinically indistinguishable from schizophrenia. This is rare with oral amphetamines. **OVERDOSAGE:** Individual patient response to amphetamines varies widely. While toxic symptoms occasionally occur as an idiosyncrasy at doses as low as 2 mg, they are rare with doses of less than 15 mg; 30 mg can produce severe reactions, yet doses of 400 to 500 mg are not necessarily fatal. In rats, the oral LD50 of dextroamphetamine sulfate is 96.8 mg/kg. **Symptoms:** Manifestations of acute overdosage with amphetamines include restlessness, tremor, hyperreflexia, rapid respiration, confusion, assaultiveness, hallucinations, panic states, hyperpyrexia and rhabdomyolysis. Fatigue and depression usually follow the central stimulation. Cardiovascular effects include arrhythmias, hypertension or hypotension and circulatory collapse. Gastrointestinal symptoms include nausea, vomiting, diarrhea, and abdominal cramps. Fatal poisoning is usually preceded by convulsions and coma. **Treatment:** Consult with a Certified Poison Control Center for up to date guidance and advice. Management of acute amphetamine intoxication is largely symptomatic and includes gastric lavage, administration of activated charcoal, administration of a cathartic and sedation. Experience with hemodialysis or peritoneal dialysis is inadequate to permit recommendation in this regard. Acidification of the urine increases amphetamine excretion, but is believed to increase risk of acute renal failure if myoglobinuria is present. If acute, severe hypertension complicates amphetamine overdosage, administration of intravenous phentolamine (Regitine®, Novartis) has been suggested. However, a gradual drop in blood pressure will usually result when sufficient sedation has been achieved. Chlorpromazine antagonizes the central stimulant effects of amphetamines and can be used to treat amphetamine intoxication. **DOSE AND ADMINISTRATION:** Regardless of indication, amphetamines should be administered at the lowest effective dosage and dosage should be individually adjusted. Late evening doses should be avoided because of the resulting insomnia. **Attention Deficit Disorder with Hyperactivity:** Not recommended for children under 3 years of age. In children from 3 to 5 years of age, start with 2.5 mg daily; daily dosage may be raised in increments of 2.5 mg at weekly intervals until optimal response is obtained. In children 6 years of age and older, start with 5 mg once or twice daily; daily dosage may be raised in increments of 5 mg at weekly intervals until optimal response is obtained. Only in rare cases will it be necessary to exceed a total of 40 mg per day. Give first dose on awakening; additional doses (1 or 2) at intervals of 4 to 6 hours. Where possible, drug administration should be interrupted occasionally to determine if there is a recurrence of behavioral symptoms sufficient to require continued therapy. **Narcolepsy:** Usual dose 5 mg to 60 mg per day in divided doses, depending on the individual patient response. Narcolepsy seldom occurs in children under 12 years of age; however, when it does, dextroamphetamine sulfate may be used. The suggested initial dose for patients aged 6-12 is 5 mg daily; daily dose may be raised in increments of 5 mg at weekly intervals until optimal response is obtained. In patients 12 years of age and older, start with 10 mg daily; daily dosage may be raised in increments of 10 mg at weekly intervals until optimal response is obtained. If bothersome adverse reactions appear (e.g., insomnia or anorexia), dosage should be reduced. Give first dose on awakening; additional doses (1 or 2) at intervals of 4 to 6 hours. **Rx only.**

Shire Richwood Inc.

...working to become your ADHD support company
1-800-536-7878

Revised: June 1998

Shire
Florence, KY 41042



Want Their “Undivided Attention” This School Year?

DURATION OF ACTION INCREASES WITH DOSE OF ADDERALL®¹

Published study results (n=29)¹:

- **ADDERALL** produced a statistically significant, dose-related increase in objective measures of behavior (number of age-appropriate math problems attempted and math problems correct) as compared to placebo¹
- The duration of action of **ADDERALL** effects on behavior were dose dependent¹
- No unusual or serious side effects were noted in this study¹

ADDERALL usage data (n=611) indicate that **OVER 90%** of patients can be maintained on a dosage frequency of 1-2 times per day^{2*}

ADDERALL is generally well-tolerated—adverse reactions have seldom been reported (most frequently reported adverse reactions include anorexia, insomnia, stomach pain, headache, irritability, and weight loss)³

As with most psychostimulants indicated for ADHD, the possibility of growth suppression and the potential for precipitating motor tics and Tourette’s syndrome exists with **ADDERALL** treatment and, in rare cases, exacerbations of psychosis have been reported. Since amphetamines may have a high potential for abuse, **ADDERALL** should only be prescribed as part of an overall multimodal treatment program for ADHD with close physician supervision.

*Thirty-four patients receiving greater than 40 mg per day were excluded from this analysis.

Please see references and brief summary of prescribing information on adjacent page.

ADDERALL is a registered trademark of Shire Richwood Inc.



ADDERALL® (II)

5 mg, 10 mg, 20 mg & 30 mg TABLETS
(Mixed Salts of a Single-Entity Amphetamine Product)
Dextroamphetamine Sulfate Amphetamine Sulfate
Dextroamphetamine Saccharate Amphetamine Aspartate

August 1998

©1998 Shire Richwood Inc. Florence, Kentucky 41042

Shire




Table of Contents

Feature Articles

- 21 Introduction—Ischemic Brain Infarction**
By Deborah R. Horowitz, MD
- 25 Consequences of Right Cerebrovascular Accident on Emotional Functioning: Diagnostic and Treatment Implications**
By Hulya Erhan, PhD, Elizabeth Ochoa, PhD, Joan Borod, PhD, and Todd Feinberg, MD
- 43 Apathy and Depression Following Stroke**
By Sergio E. Starkstein, MD, PhD, and Facundo Manes, MD
- 52 Neuroprotection and the Ischemic Cascade**
By Robert A. Felberg, MD, W. Scott Burgin, MD, and James C. Grotta, MD
- 59 Psychostimulant Treatment of Stroke and Brain Injury**
By Steven R. Flanagan, MD
- 70 Stroke Risk Factors**
By Stanley Tuhim, MD

CNS SPECTRUMS®

The International
Journal of
Neuropsychiatric
Medicine

Volume 5 • Number 3
March 2000

CNS Spectrums is a peer review journal and is indexed in EMBASE/Excerpta Medica, DIALOG, SilverPlatter, OVID, and Lexis-Nexis. *CNS Spectrums* is endorsed by, and is the official journal of, the International Neuropsychiatric Association, with members in 30 countries.

CNS Spectrums
(ISSN 1092-8529)

is published monthly by
MBL Communications,
665 Broadway, Suite 805,
New York, NY 10012-2302.

Periodicals postage paid
at New York, NY, and at
additional mailing offices.

One year subscription rates:
domestic \$90;
foreign \$145;
in-training \$50.

For subscriptions:
Fax: 212-328-0600.

E-mail:
cns@mbcommunications.com

Postmaster:
Send address changes to
CNS Spectrums
c/o PPS Medical Marketing Group
264 Passaic Ave.
Fairview, NJ 07004-2595

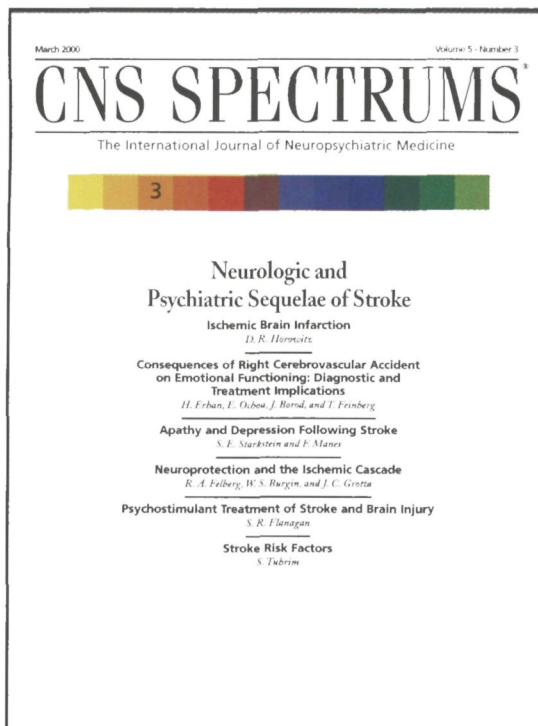


Table of Contents

Departments/Monthly Columns

POINT & COMMENTARY

- 10** **Stroke: Structural and Functional Impairment
Manifesting Neurologic and Psychiatric Sequelae**
By Eric Hollander, MD

FIRST PERSON

- 17** **The Role of Patient Advocacy in Funding Policy**
By Charles B. Nemeroff, MD, PhD

CNS NEWS

- 22** **Briefs from the Fields of Neurology & Neuropsychiatry**

CONTINUING MEDICAL EDUCATION

- 79** **This continuing medical education series gives the reader the opportunity to test his/her understanding and recall of clinical material presented in this issue. Approved for 3.0 credit hours in Category 1.**

BOOK REVIEW

- 75** **The Obsessive-Compulsive Spectrum of Disorders**
By Dan J. Stein, MB

INDICES

- 82** **By subject and author**

For editorial and advertising inquiries, please fax 212-328-0600.

Opinions and views expressed by authors are their own and do not necessarily reflect the views of the publisher, MBL Communications, or the editorial advisory board. Advertisements in *CNS Spectrums* are accepted on the basis of adherence to ethical medical standards, but acceptance does not imply endorsement by *CNS Spectrums*, or the publisher.

CNS Spectrums® is a registered trademark of *CNS Spectrums*, LLC, New York, NY.

CNS News™ is a trademark of MBL Communications, Inc., New York, NY.


Permission to reproduce articles in whole or part must be obtained in writing from the publisher. Copyright ©2000 by MBL Communications. All rights reserved. Printed in the United States.



An **MBL** Journal

Now, a little RISPERDAL.

How little?



**0.25-mg and
0.5-mg tablets.**

Flexibility of tablets: also 1 mg, 2 mg, 3 mg, 4 mg
and oral solution (1 mg/mL): in 30-mL bottles




JANSSEN

ONE TO ONE™

Customer Action Center

1-800-JANSSEN 8 AM to 8 PM ET, Mon to Fri.
<http://us.janssen.com>

JANSSEN  Pharmaceutica
Innovations in Neuroscience

Please see brief summary of Prescribing
Information on adjacent page.

© Janssen Pharmaceutica Products, L.P. 2000

01-RS-584R March 2000

<https://doi.org/10.1017/S1092852900012876> Published online by Cambridge University Press

Risperdal[®]
tablets and
oral solution 1 mg/mL **RISPERIDONE**



BEFORE PRESCRIBING, PLEASE CONSULT COMPLETE PRESCRIBING INFORMATION OF WHICH THE FOLLOWING IS A BRIEF SUMMARY.

INDICATIONS AND USAGE

RISPERDAL® (risperidone) is indicated for the management of the manifestations of psychotic disorders.

CONTRAINDICATIONS

RISPERDAL® (risperidone) is contraindicated in patients with a known hypersensitivity to the product.

WARNINGS

Neuroleptic Malignant Syndrome (NMS)

A potentially fatal symptom complex sometimes referred to as Neuroleptic Malignant Syndrome (NMS) has been reported in association with antipsychotic drugs. If a patient requires antipsychotic drug treatment after recovery from NMS, the potential reintroduction of drug therapy should be carefully considered. The patient should be carefully monitored, since recurrences of NMS have been reported.

Tardive Dyskinesia

A syndrome of potentially irreversible, involuntary, dyskinetic movements may develop in patients treated with antipsychotic drugs. Whether antipsychotic drug products differ in their potential to cause tardive dyskinesia is unknown.

If signs and symptoms of tardive dyskinesia appear in a patient on RISPERDAL®, drug discontinuation should be considered. However, some patients may require treatment with RISPERDAL® despite the presence of the syndrome.

Potential for Proarrhythmic Effects: Risperidone and/or 9-hydroxyrisperidone appears to lengthen the QT interval in some patients, although there is no average increase in treated patients, even at 12-16 mg/day, well above the recommended dose. Other drugs that prolong the QT interval have been associated with the occurrence of torsades de pointes, a life-threatening arrhythmia. Bradycardia, electrolyte imbalance, concomitant use with other drugs that prolong QT, or the presence of congenital prolongation in QT can increase the risk for occurrence of this arrhythmia.

PRECAUTIONS

General

Orthostatic Hypotension: RISPERDAL® (risperidone) may induce orthostatic hypotension associated with dizziness, tachycardia, and in some patients, syncope, especially during the initial dose-titration period, probably reflecting its alpha-adrenergic antagonistic properties. Syncope was reported in 0.2% (6/2607) of RISPERDAL® treated patients in phase 2-3 studies. The risk of orthostatic hypotension and syncope may be minimized by limiting the initial dose to 2 mg total (either QD or 1 mg BID) in normal adults and 0.5 mg BID in the elderly and patients with renal or hepatic impairment (See DOSAGE AND ADMINISTRATION). Monitoring of orthostatic vital signs should be considered in patients for whom this is of concern. A dose reduction should be considered if hypotension occurs. RISPERDAL® should be used with particular caution in patients with known cardiovascular disease (history of myocardial infarction or ischemia, heart failure, or conduction abnormalities), cerebrovascular disease, and conditions which would predispose patients to hypotension e.g., dehydration and hypovolemia. Clinically significant hypotension has been observed with concomitant use of RISPERDAL® and antihypertensive medication.

Seizures: RISPERDAL® should be used cautiously in patients with a history of seizures.

Dysphagia: Esophageal dysmotility and aspiration have been associated with antipsychotic drug use. Aspiration pneumonia is a common cause of morbidity and mortality in patients with advanced Alzheimer's dementia. RISPERDAL® and other antipsychotic drugs should be used cautiously in patients at risk for aspiration pneumonia.

Hyperprolactinemia: As with other drugs that antagonize dopamine D₂ receptors, risperidone elevates prolactin levels and the elevation persists during chronic administration. Neither clinical studies nor epidemiologic studies conducted to date have shown an association between chronic administration of this class of drugs and tumorigenesis in humans; the available evidence is considered too limited to be conclusive at this time.

Potential for Cognitive and Motor Impairment: Somnolence was a commonly reported adverse event associated with RISPERDAL® treatment, especially when ascertained by direct questioning of patients. This adverse event is dose related. Patients should be cautioned about operating hazardous machinery, including automobiles, until they are reasonably certain that RISPERDAL® therapy does not affect them adversely.

Priapism: Rare cases of priapism have been reported.

Thrombotic Thrombocytopenic Purpura (TTP): A single case of TTP was reported in a 28 year-old female patient receiving RISPERDAL® in a large, open premarketing experience (approximately 1300 patients). She experienced jaundice, fever, and bruising, but eventually recovered after receiving plasmapheresis. The relationship to RISPERDAL® therapy is unknown.

Antiemetic effect: Risperidone has an antiemetic effect in animals; this effect may also occur in humans, and may mask signs and symptoms of overdose with certain drugs or of conditions such as intestinal obstruction, Reye's syndrome, and brain tumor.

Body Temperature Regulation: Disruption of body temperature regulation has been attributed to antipsychotic agents. Caution is advised when prescribing for patients who will be exposed to temperature extremes.

Suicide: The possibility of a suicide attempt is inherent in schizophrenia, and close supervision of high risk patients should accompany drug therapy.

Use in Patients with Concomitant Illness: Clinical experience with RISPERDAL® in patients with certain concomitant systemic illnesses is limited. Caution is advisable in using RISPERDAL® in patients with diseases or conditions that could affect metabolism or hemodynamic responses.

Because of the risks of orthostatic hypotension and QT prolongation, caution should be observed in cardiac patients (See WARNINGS and PRECAUTIONS). Increased plasma concentrations of risperidone and 9-hydroxyrisperidone occur in patients with severe renal impairment and in patients with severe hepatic impairment. A lower starting dose should be used in such patients.

Information for Patients

Physicians are advised to consult full prescribing information to review issues to be discussed with patients for whom they prescribe RISPERDAL®.

Drug Interactions

The interactions of RISPERDAL® and other drugs have not been systematically evaluated. Given the primary CNS effects of risperidone, caution should be used when RISPERDAL® is taken in combination with other centrally acting drugs and alcohol. RISPERDAL® may antagonize the effects of levodopa and dopamine agonists. Chronic administration of carbamazepine with risperidone may increase the clearance of risperidone. Chronic administration of clobazepam with risperidone may decrease the clearance of risperidone.

Fluoxetine may increase the plasma concentration of the anti-psychotic fraction (risperidone plus 9-hydroxyrisperidone) by raising the concentration of risperidone, although not the active metabolite, 9-hydroxyrisperidone.

Drugs that Inhibit Cytochrome P₂ and Other P₂ Isozymes: Risperidone is metabolized to 9-hydroxyrisperidone by cytochrome P₂, an enzyme that is polymorphic in the population and that can be inhibited by a variety of psychotropic and other drugs (See CLINICAL PHARMACOLOGY). Drug interactions that reduce the metabolism of risperidone to 9-hydroxyrisperidone would increase the plasma concentrations of risperidone and lower the concentrations of 9-hydroxyrisperidone. Analysis of clinical studies involving a modest number of poor metabolizers (n=70) does not suggest that poor and extensive metabolizers have different rates of adverse effects. No comparison of effectiveness in the two groups has been made.

In vitro studies showed that drugs metabolized by other P₂ isozymes, including 1A1, 1A2, 1C9, 2C9, and 3A4, are only weak inhibitors of risperidone metabolism.

Drugs Metabolized by Cytochrome P₂: In vitro studies indicate that risperidone is a relatively weak inhibitor of cytochrome P₂. Therefore, RISPERDAL® is not expected to substantially inhibit the clearance of drugs that are metabolized by this enzymatic pathway. However, clinical data to confirm this expectation are not available.

Carcinogenesis, Mutagenesis, Impairment of Fertility

Carcinogenesis: Carcinogenicity studies were conducted in Swiss albino mice and Wistar rats. Risperidone was administered in the diet at doses of 0.63, 2.5, and 10 mg/kg for 18 months to mice and for 25 months to rats. These doses are equivalent to 2.4, 9.4 and 37.5 times the maximum human dose (16 mg/day) on a mg/kg basis or 0.2, 0.75 and 3 times the maximum human dose (mice) or 0.4, 1.5, and 6 times the maximum human dose (rats) on a mg/m² basis. There were statistically significant increases in pituitary gland adenomas, endocrine pancreas adenomas and mammary gland adenocarcinomas.

These findings are considered to be proclat medicated. The relevance for human risk of the findings of prolactin-mediated endocrine tumors in rodents is unknown (See Hyperprolactinemia under PRECAUTIONS, GENERAL).

Mutagenesis: No evidence of mutagenic potential for risperidone was found.

Impairment of Fertility: Risperidone (0.16 to 5 mg/kg) was shown to impair mating, but not fertility, in Wistar rats in three reproductive studies at doses 0.1 to 3 times the maximum recommended human dose on a mg/m² basis.

Pregnancy

Pregnancy Category C: There are no adequate and well-controlled studies in pregnant women.

RISPERDAL® should be used during pregnancy only if the potential benefit justifies the potential risk to the fetus.

Labor and Delivery

The effect of RISPERDAL® on labor and delivery in humans is unknown.

Nursing Mothers

It is not known whether or not risperidone is excreted in human milk. Women receiving RISPERDAL® should not breast feed.

Pediatric Use

Safety and effectiveness in children have not been established.

Geriatric Use

Clinical studies of RISPERDAL® did not include sufficient numbers of patients aged 65 and over to determine whether they respond differently from younger patients. Other reported clinical experience has not identified differences in responses between elderly and younger patients. In general, a lower starting dose is recommended for an elderly patient, reflecting a decreased pharmacokinetic clearance in the elderly, as well as a greater frequency of decreased hepatic, renal, or cardiac function, and of concomitant disease or other drug therapy (See CLINICAL PHARMACOLOGY and DOSAGE AND ADMINISTRATION). While elderly patients exhibit a greater tendency to orthostatic hypotension, its risk in the elderly may be minimized by limiting the initial dose to 0.5 mg BID followed by careful titration (See PRECAUTIONS). Monitoring of orthostatic vital signs should be considered in patients for whom this is of concern.

This drug is known to be substantially excreted by the kidney, and the risk of toxic reactions to this drug may be greater in patients with impaired renal function. Because elderly patients are more likely to have decreased renal function, care should be taken in dose selection, and it may be useful to monitor renal function (See DOSAGE AND ADMINISTRATION).

ADVERSE REACTIONS

Associated with Discontinuation of Treatment

Approximately 9% percent (244/2607) of RISPERDAL® (risperidone)-treated patients in phase 2-3 studies discontinued treatment due to an adverse event, compared with about 7% on placebo and 10% on active control groups. The more common events (≥ 0.3%) associated with discontinuation and considered to be possibly or probably drug-related included: extrapyramidal symptoms, dizziness, hyperkinesia, somnolence, and nausea.

Incidence in Controlled Trials

Commonly Observed Adverse Events in Controlled Clinical Trials: In two 6- to 8-week placebo-controlled trials, spontaneously-reported, treatment-emergent adverse events with an incidence of 5% or greater in at least one of the RISPERDAL® groups and at least twice that of placebo were: anxiety, somnolence, extrapyramidal symptoms, dizziness, constipation, nausea, dyspepsia, rhinitis, rash, and tachycardia.

Adverse events were also elicited in one of these two trials (i.e., in the fixed-dose trial comparing RISPERDAL® at doses of 2, 6, 10, and 16 mg/day with placebo) utilizing a checklist for detecting adverse events, a method that is more sensitive than spontaneous reporting. By this method, the following additional common and drug-related adverse events were present at least 5% and twice the rate of placebo: increased dream activity, increased duration of sleep, accommodation disturbances, reduced salivation, micturition disturbances, diarrhea, weight gain, menorrhagia, diminished sexual desire, erectile dysfunction, ejaculatory dysfunction, and orgasmic dysfunction.

The following adverse events occurred at an incidence of 1% or more, and were at least as frequent among RISPERDAL® treated patients treated at doses of ≤10 mg/day than among placebo-treated patients in the pooled results of two 6- to 8-week controlled trials: **Psychiatric Disorders:** insomnia, agitation, anxiety, somnolence, aggressive reaction. **Nervous System:** extrapyramidal symptoms*, headache, dizziness. **Gastrointestinal System:** constipation, nausea, dyspepsia, vomiting, abdominal pain, saliva increased, toothache. **Respiratory System:** rhinitis, coughing, sinusitis, pharyngitis, dyspnea. **Body as a Whole:** back pain, chest pain, fever. **Dermatological:** rash, dry skin, seborrhea. **Infections:** upper respiratory. **Visual:** abnormal vision. **Musculo-Skeletal:** arthralgia. **Cardiovascular:** tachycardia.

* Includes tremor, dystonia, hypokinesia, hypertonia, hyperkinesia, oculogyric crisis, ataxia, abnormal gait, involuntary muscle contractions, hyporeflexia, akathisia, and extrapyramidal disorders.

Dose Dependency of Adverse Events:

Data from two fixed dose trials provided evidence of dose-relatedness for extrapyramidal symptoms associated with risperidone treatment. These symptoms include: sleepiness, increased duration of sleep, accommodation disturbances, orthostatic dizziness, palpitations, weight gain, erectile dysfunction, ejaculatory dysfunction, orgasmic dysfunction, asthenia/lassitude/increased fatigability, and increased pigmentation.

Vital Sign Changes: RISPERDAL® is associated with orthostatic hypotension and tachycardia (See PRECAUTIONS).

Weight Changes: A statistically significantly greater incidence of weight gain for RISPERDAL® (18%) compared to placebo (9%).

Laboratory Changes: A between group comparison for 6- to 8-week placebo-controlled trials revealed no statistically significant RISPERDAL®/placebo differences in the proportions of patients experiencing potentially important

changes in routine serum chemistry, hematology, or urinalysis parameters. Similarly, there were no RISPERDAL®/placebo differences in the incidence of discontinuations for changes in serum chemistry, hematology, or urinalysis. However, RISPERDAL® administration was associated with increases in serum prolactin (See PRECAUTIONS).

ECG Changes: The electrocardiograms of approximately 380 patients who received RISPERDAL® and 120 patients who received placebo in two double-blind, placebo-controlled trials were evaluated and revealed one finding of potential concern: i.e., 8 patients taking RISPERDAL® whose baseline QTc interval was less than 450 msec were observed to have QTc intervals greater than 450 msec during treatment (See WARNINGS). Changes of this type were not seen among about 120 placebo patients, but were seen in patients receiving haloperidol (3/126).

Other Events Observed During the Pre-Marketing Evaluation of RISPERDAL®

During its premarketing assessment, multiple doses of RISPERDAL® (risperidone) were administered to 2607 patients in phase 2 and 3 studies and the following reactions were reported: (Note: frequent adverse events are those occurring in at least 1/100 patients; infrequent adverse events are those occurring in 1/100 to 1/1000 patients; rare events are those occurring in fewer than 1/1000 patients. It is important to emphasize that, although the events reported occurred during treatment with RISPERDAL®, they were not necessarily caused by it.)

Psychiatric Disorders: Frequent: increased dream activity*, diminished sexual desire*, nervousness. Infrequent: impaired concentration, depression, apathy, catatonic reaction, euphoria, increased libido, amnesia. Rare: emotional lability, nightmares, delirium, withdrawal syndrome, yawning.

Central and Peripheral Nervous System Disorders: Frequent: increased sleep duration*. Infrequent: dysarthria, vertigo, stupor, parasthesia, confusion. Rare: aphasia, cholinergic syndrome, hypoesthesia, tongue paralysis, leg cramps, torticollis, hypotonia, coma, migraine, hyperreflexia, choreoathetosis.

Gastro-intestinal Disorders: Frequent: anorexia, reduced salivation*. Infrequent: flatulence, diarrhea, increased appetite, stomatitis, melena, dysphagia, hemorrhoids, gastritis. Rare: fecal incontinence, eructation, gastro-esophageal reflux, gastroenteritis, esophagitis, tongue discoloration, cholelithiasis, tongue edema, diverticulitis, gingivitis, discolored feces, GI hemorrhage, hematemesis.

Body as a Whole/General Disorders: Frequent: fatigue. Infrequent: edema, rigors, malaise, influenza-like symptoms. Rare: pallor, enlarged abdomen, allergic reaction, ascites, sarcoidosis, flushing.

Respiratory System Disorders: Infrequent: hyperventilation, bronchospasm, pneumonia, stridor. Rare: asthma, increased sputum, aspiration.

Skin and Appendage Disorders: Frequent: increased pigmentation*, photosensitivity*. Infrequent: increased sweating, acne, decreased sweating, alopecia, hyperkeratosis, pruritus, skin exfoliation. Rare: dermatitis eruption, skin ulceration, aggravated psoriasis, furunculosis, verruca, dermatitis lichenoid, hypertrichosis, genital pruritus, urticaria.

Cardiovascular Disorders: Infrequent: palpitation, hypertension, hypotension, AV block, myocardial infarction. Rare: ventricular tachycardia, angina pectoris, premature atrial contractions, T wave inversions, ventricular extrasystoles, ST depression, myocarditis.

Vision Disorders: Infrequent: abnormal accommodation, xerophthalmia. Rare: diplopia, eye pain, blepharitis, photopsia, photophobia, abnormal lacrimation.

Metabolic and Nutritional Disorders: Infrequent: hyponatremia, weight increase, creatine phosphokinase increase, thirst, weight decrease, diabetes mellitus. Rare: decreased serum iron, cachexia, dehydration, hypokalemia, hypoproteinemia, hyperphosphatemia, hypertriglyceridemia, hyperuricemia, hypoglycemia.

Urinary System Disorders: Frequent: polyuria/polydipsia*. Infrequent: urinary incontinence, hematuria, dysuria. Rare: urinary retention, cystitis, renal insufficiency.

Musculo-skeletal System Disorders: Infrequent: myalgia. Rare: arthrosis, synostosis, bursitis, arthritis, skeletal pain.

Reproductive Disorders, Female: Frequent: menorrhagia*, orgasmic dysfunction*, dry vagina*. Infrequent: nonpuerperal lactation, amenorrhea, female breast pain, leukorrhea, mastitis, dysmenorrhea, female perineal pain, intermenstrual bleeding, vaginal hemorrhage.

Liver and Biliary System Disorders: Infrequent: increased SGOT, increased SGPT. Rare: hepatic failure, cholestatic hepatitis, cholelithiasis, hepatitis, hepatocellular damage.

Platelet, Bleeding and Clotting Disorders: Infrequent: epistaxis, purpura. Rare: hemorrhage, superficial phlebitis, thrombophlebitis, thrombocytopenia.

Hearing and Vestibular Disorders: Rare: tinnitus, hyperacusis, decreased hearing.

Red Blood Cell Disorders: Infrequent: anemia, hypochromic anemia. Rare: normocytic anemia.

Reproductive Disorders, Male: Frequent: erectile dysfunction*. Infrequent: ejaculation failure.

White Cell and Resistance Disorders: Rare: leukocytosis, lymphadenopathy, leukopenia, Pelger-Huet anomaly.

Endocrine Disorders: Rare: gynecomastia, male breast pain, antiandrogenic hormone disorder.

Special Senses: Rare: bitter taste.

* Incidence based on elicited reports.

Postintroduction Reports: Adverse events reported since market introduction which were temporally (but not necessarily causally) related to RISPERDAL® therapy, include the following: anaphylactic reaction, angioedema, apnea, atrial fibrillation, cerebrovascular disorder, diabetes mellitus aggravated, including diabetic ketoacidosis, intestinal obstruction, jaundice, mania, pancreatitis, Parkinson's disease aggravated, pulmonary embolism. There have been rare reports of sudden death and/or cardiopulmonary arrest in patients receiving RISPERDAL®. A causal relationship with RISPERDAL® has not been established. It is important to note that sudden and unexpected death may occur in psychotic patients whether they remain untreated or whether they are treated with other antipsychotic drugs.

DRUG ABUSE AND DEPENDENCE
Controlled Substance Class: RISPERDAL® (risperidone) is not a controlled substance.

For information on symptoms and treatment of overdose, see full prescribing information.

More detailed professional information is available upon request.

© Janssen Pharmaceutica Inc. 1999

US Patent 4,804,663

July 1998, May 1999

7503217