








Effects of cover crops on weed suppression in the interrow spaces of citrus orchards

Miurel Brewer¹ , Sarah L. Strauss² , Carlene Chase³ , Brent Sellers⁴ ,
Davie M. Kadyampakeni⁵ , Edzard van Santen⁶  and Ramdas Kanissery⁷ 

Research Article

Cite this article: Brewer M, Strauss SL, Chase C, Sellers B, Kadyampakeni DM, van Santen E, Kanissery R (2025). Effects of cover crops on weed suppression in the interrow spaces of citrus orchards. *Weed Sci.* **73**(e15), 1–11. doi: [10.1017/wsc.2024.72](https://doi.org/10.1017/wsc.2024.72)

Received: 15 October 2023

Revised: 2 August 2024

Accepted: 19 September 2024

Associate Editor:

Nicholas Basinger, University of Georgia

Keywords:

Sustainable weed management; weed biomass; weed reduction

Corresponding author:

Ramdas Kanissery; Email: rkannissery@ufl.edu

¹Postdoctoral Research Associate, Soil, Water, and Ecosystem Sciences Department, University of Florida, Citrus Research and Education Center, Lake Alfred, FL, USA; ²Associate Professor, Soil, Water, and Ecosystem Sciences Department, University of Florida, Southwest Florida Research and Education Center, Immokalee, FL, USA; ³Associate Professor, Horticultural Sciences Department, University of Florida, Gainesville, FL, USA; ⁴Professor and Center Director, Agronomy Department, University of Florida, Range Cattle Research and Education Center, Ona, FL, USA; ⁵Associate Professor, Soil, Water, and Ecosystem Sciences Department, University of Florida, Citrus Research and Education Center, Lake Alfred, FL, USA; ⁶Professor, Statistical Consulting Unit and Agronomy Department, Institute of Food and Agricultural Sciences (IFAS), University of Florida, Gainesville, FL, USA and ⁷Associate Professor, Horticultural Sciences Department, University of Florida, Southwest Florida Research and Education Center, Immokalee, FL, USA

Abstract

A multiyear study was carried out at two citrus groves with mature trees in southwest Florida in the United States to evaluate the effects of cover cropping on the citrus interrow as a sustainable weed management strategy in the Florida citrus production system. Two cover crop (CC) mixes (legume + non-legume species and only non-legume species) were compared with a no-CC grower standard management (GSM) that utilized the herbicide paraquat for weed suppression in the citrus tree interrow spaces. We gathered data on the biomass and density of both CCs and weeds, during the spring and summer/fall CC planting seasons throughout the study years. Both mixes of CCs effectively reduced weed density in the citrus interrow by 58% to 99% ($P < 0.05$), depending on the growing season and study locations, compared with GSM. Additionally, there were no significant differences observed between the different CC mixes. Similarly, both CC mixes reduced the weed biomass by 95% to 99% ($P < 0.05$) in the citrus interrow compared with the GSM. However, weed suppression by CCs varied between growing seasons, mainly due to differences in germination and establishment of the CCs in each season.

Introduction

Florida was the leading citrus producer in the United States for several decades. However, since 2005, the citrus industry has faced severe challenges due to huanglongbing (*Liberibacter* spp., HLB), a devastating disease. This has caused production to drop by 80%, moving Florida to second place behind California (USDA-NASS 2023). Before the widespread impact of HLB, the citrus industry contributed US\$9.3 billion to Florida's economy. Currently, this contribution has decreased to US\$2.58 billion (USDA-NASS 2023). HLB affects citrus trees by disrupting their ability to take up water and nutrients, leading to defoliation, fruit drop, root loss, and lower yields (Johnson et al. 2014; Kadyampakeni et al. 2014). In response, citrus producers have implemented various management strategies to maintain production, but these strategies have increased production costs (Singerman and Rogers 2020). As a result, there is an ongoing search to find innovative horticultural approaches to sustain citrus production, manage costs, and improve sustainability.

Due to the favorable weather conditions in Florida, weeds consistently germinate and thrive in citrus orchards year-round, requiring efficient weed management approaches (Jhala et al. 2012; Kanissery et al. 2022). Weed proliferation in Florida can pose significant challenges, especially in regions with elevated precipitation and warm, humid temperatures, which provide an ideal environment for weed growth. Young citrus groves typically face greater weed pressure compared with mature ones. The predominant weed issues in Florida citrus orchards involve sedges, grasses, and vines (Jhala and Singh 2012; Kanissery et al. 2022). Weeds in the tree rows can cause a yield reduction of 23% to 33% in citrus (Singh and Sharma 2008). Hence, weed management encompasses 14% of the total production cost of citrus in Florida (Singerman 2022). Florida citrus growers utilize various strategies, including chemical, physical, and cultural methods, to manage weeds and minimize resource competition in orchards (Buker 2005; Futch 2020). Initial prevention practices involve sanitation and spot spraying to hinder weed proliferation before seed formation or vegetative growth (Kanissery et al. 2022). Chemical control, primarily using herbicides, is prevalent, with selection based on weed species, costs, tree age, and cultivar in the tree rows or areas under citrus canopies. Postemergence and

© The Author(s), 2024. Published by Cambridge University Press on behalf of Weed Science Society of America. This is an Open Access article, distributed under the terms of the Creative Commons Attribution licence (<https://creativecommons.org/licenses/by/4.0/>), which permits unrestricted re-use, distribution and reproduction, provided the original article is properly cited.



preemergence (or residual) herbicides are applied two to four times annually to maintain weed-free areas in the tree rows. However, in the spaces between tree rows (interrows or row middles), a strip of vegetation is typically maintained to prevent erosion of the sandy soils. Physical weed management techniques like mowing are common to manage interrow areas, whereas shallow tillage is less preferred in citrus orchards because of potential damage to fibrous roots responsible for nutrient uptake and risks of soil erosion, particularly in raised-bed orchards. Mowing, performed when vegetation reaches 30- to 60-cm height, targets tall weeds in interrows. To minimize weed growth and reduce the need for frequent mowing, these interrow areas are treated with herbicides such as glyphosate and paraquat, a method commonly referred to as chemical mowing. This practice is often used in other crops such as blueberries (*Vaccinium corymbosum* L.), pecans [*Carya illinoensis* (Wangenh.) K. Koch], apples (*Malus pumila* Mill.), and peaches [*Prunus persica* (L.) Batsch] (Besançon and Bouchelle 2023; Buckelew et al. 2018; Faircloth et al. 2007; Kanissery et al. 2022).

Citrus trees are highly vulnerable to competition from the weeds in the tree rows, especially during blooming and flushing periods, leading to notable yield losses (Buker 2005). Besides competing for resources, these weeds can also act as hosts for pests and diseases, disrupting production practices and harvest operations (Futch 1997). Weeds in interrow areas are a major source of seed dispersion and subsequent weed infestation in tree rows (Kanissery et al. 2020). To prevent this spread and minimize weed impact across the orchard, it is crucial to regularly mow these areas or implement alternative weed management techniques such as planting cover crops (CCs).

The utilization of CCs can bring many advantages to agricultural systems through the reduction of soil erosion, weed suppression, weed seedbank reduction, increase in inorganic nitrogen (N), soil carbon (C) sequestration, increased yields, improved nutrient cycling, nutrient leaching reduction, and improvement of water use efficiency and quality (CTIC 2017; Dabney et al. 2001; Delgado et al. 2007; Fenton 2017; Scavo et al. 2020; Schipanski et al. 2014). There are several characteristics that a CC should have to provide the most benefits to cash crops. These include quick and easy establishment, rapid biomass production, short growing cycles, low seed cost, and low water requirements (Baligar and Fageria 2007). Careful selection of CCs is crucial, as they may host damaging pests, impacting pest management. For instance, according to George et al. (2022), “young” Asian citrus psyllids (*Diaphorina citri*), which are the primary vectors of the HLB-causing bacterial pathogen in citrus, were observed feeding on specific CC species commonly found in Florida citrus orchards. However, “adult” *D. citri* were unable to feed on these same CCs. This indicates that CCs may serve as alternative hosts for young *D. citri* in citrus orchards. The authors suggest that this could either have a negative impact by increasing the *D. citri* population in orchards or a positive effect by reducing the number of *D. citri* that feed on citrus trees.

Although cover cropping for weed suppression is a cultural weed management strategy, the mechanisms of weed suppression by CCs can be either physical or chemical. The degree to which a CC suppresses weeds depends on the CC species, the target weed species, the quantity of biomass produced, and environmental conditions (Liebman and Mohler 2001). CCs can suppress weeds while alive or during the decomposition process (Teasdale et al. 2018). When CC residue is left on the soil surface, it creates a mulch that reduces weed germination and weed development (Blaise et al. 2020; Kruidhof et al. 2009; Scavo and Mauromicale 2021; Sturm

et al. 2016). The mulch from the CC residue reduces light penetration and changes soil temperature, hindering weed seed germination. Living CCs suppress weed seedling emergence, growth, and seed production by competing with the weeds for water, nutrients, light, and space that otherwise will be available to weeds for establishment (Kruidhof et al. 2008; Liebman and Mohler 2001; Mennan et al. 2020; Mirsky et al. 2010).

CCs can also suppress weeds through allelopathy. Allelochemicals can be released while the plant is alive or in the process of decomposition (Liebman and Mohler 2001; Macias et al. 2019; Wezel et al. 2014). Besides weed suppression by competition for resources and through allelopathy, CCs can affect weed germination and development through nutrient release (Kruidhof et al. 2009; Odhiambo and Bomke 2001).

Most literature focusing on CCs and their effects on weed management have been primarily developed for annual cropping systems with the implementation of CCs in the fallow period or off season of the main crop (Bernstein et al. 2011; Mirsky et al. 2013). However, in the case of perennial crops, CC establishment must be done concurrently with the growing cash crop (Hartwig and Ammon 2002). Effective weed suppression has been demonstrated with CCs in several perennial crops: vineyards (*Vitis vinifera* L.) (Hartwig and Ammon 2002), hazelnut (*Corylus avellana* L.) (Isik et al. 2014), apple orchards (Granatstein and Mullinix 2008), and Tahiti acid lime [*Citrus latifolia* (Yu. Tanaka) Tanaka] (Martinelli et al. 2017).

Although the initial growers’ interest in CCs for citrus production was to improve soil health conditions for citrus trees, additional benefits such as weed suppression and the addition of N from leguminous CCs could contribute to lower input costs for herbicides and fertilizer that can offset the cost of CC seed and CC management. Therefore, to uncover the possibilities of utilizing CCs as a weed management tool in perennial cropping systems like citrus in Florida, we evaluated the impact of CCs on the suppression of weeds in the interrows of citrus trees. It was hypothesized that the CC mixes used would reduce weed density and weed biomass in the interrow spaces between citrus tree rows.

Materials and Methods

Study Site

This study was conducted in two southwest Florida commercial citrus orchards (hereafter referred to as North Grove and South Grove; North Grove: 26.50865°N; 81.3898°W; South Grove: 26.426826°N, 81.226163°W). The distance between both orchards, was approximately 32 km; both are located in Collier County, Immokalee, FL, USA. The trees were ‘Valencia’ [*Citrus × sinensis* (L.) Osbeck (pro sp.) [*maxima × reticulata*; syn.: *Citrus sinensis* (L.) Osbeck] budded onto Swingle rootstock [*Citrus × paradisi* Macfad. (pro sp.) [*maxima × sinensis*] with hardy orange *Poncirus trifoliata* (L.) Raf.] and were planted in 1991. The experimental site where the study was conducted exhibited a tropical savanna climate, per Köppen’s classification (Köppen 1936). The highest rainfall is usually recorded between the months of June and October, while November to May is characterized by lower precipitation levels.

CCs were planted with a 10-d interval between the experimental sites (North Grove and South Grove). The weather variables recorded during the study, such as rainfall, temperature, soil temperature at a depth of 10 cm, and evapotranspiration, are shown in the Supplementary Material (Supplementary Figure S1).

The soil in North Grove belongs to the Immokalee series and is classified as sandy and siliceous hyperthermic arenic alaquods. The soil at the South Grove experimental site belongs to the Holopaw series and is classified as loamy, active, and siliceous hyperthermic grossarenic endoaqualfs (USDA-NRCS, 2015).

Experimental Design and Management

The present field study was conducted during the period ranging from August 2018 until April 2022. The treatments were arranged in a randomized block design, with 12 replicates per treatment. Each replicate plot comprised two beds with 52 citrus trees planted per bed. The interrow area width was 3 m, and the distance from the end of the interrow to the trunk of the citrus tree was 2 m, as shown in Supplementary Figure S2 (Brewer et al. 2023). In the North Grove, the spacing between trees within rows was 3.8 m, and the distance between rows was 7.3 m. In the South Grove, the spacing between trees within rows was 3.3 m, and the distance between rows was 6.7 m.

Two CC mixes were evaluated at each orchard: legume + non-legume (LG+NL) and non-legume (NL). Both treatments included the same non-legume CC species each planting season, with the LG+NL mix also containing legume species. The CCs were planted twice a year, in summer/fall and spring (Brewer et al. 2023; Table 1). The composition of CC species varied between planting years due to the unavailability of certain species. However, within a given season, the non-legume species remained the same for both treatments, NL and LG+NL, with the latter including additional legume species in the mix.

CCs were planted exclusively in the 3-m-wide interrow spaces using a no-till drill, with a 2-m gap from the end of the interrow to the trunks of the citrus trees, as shown in Supplementary Figure S2. The control was a no-CC grower standard management (GSM). The GSM control plots were not seeded with CCs and adhered to standard grower practices for weed management in the orchard rows. These practices typically involve mowing when the vegetation reaches a height of 30 to 60 cm and occasionally applying postemergence herbicides to limit vegetation growth and extend the time between mowing. A low dose of paraquat (0.84 kg ai ha⁻¹) was applied to the interrow spaces of the GSM plots as part of a chemical mowing strategy to manage vegetation between the citrus tree rows. This sublethal dose aimed to minimize weed growth and reduce mowing frequency rather than eliminate all weeds, as maintaining a strip of vegetation between rows helps prevent soil erosion. These applications were made quarterly throughout the year. The interrow spaces in the CC plots, as well as in the GSM plots, did not receive any fertilization or irrigation. A full recommended dose of paraquat (1.86 kg ai ha⁻¹) was applied to the tree rows of both CC and GSM plots to completely control the emerged weeds and maintain weed-free areas under the canopy. These postemergence applications were carried out two to three times a year, typically in spring, summer, and fall. Additionally, a preemergence application of flumioxazin (0.30 kg ai ha⁻¹) was carried out in the tree rows of both CC and GSM plots during the summer. CCs in the interrows of CC plots were terminated by mowing before every successive planting. After mowing, the CC residues were incorporated through superficial tillage using the John Deere rotavator (John Deere, Moline, IL) into the topsoil up to a depth of 10 cm.

CC and Weed Density Assessment

The effects of legume and non-legume CCs on weed suppression were determined by measuring the density and biomass of CCs and

weeds in the interrow of the orchards. The density of weeds and CCs was measured in the North Grove in March 2019, August 2019, July 2020, and September 2021. Similar measurements were done in the South Grove on the same dates, except for the first sampling in March 2019, when no sampling was conducted due to poor germination of the CCs. A 1-m² quadrat was randomly placed at three different locations within each replicate plot in the interrow to measure the number of weeds and CCs. While weeds and CCs were classified by species whenever possible, their total counts were used for data analysis.

CC and Weed Biomass Production Assessment

Once a year in spring, weed and CC biomass collection was conducted in January 2020, February 2021, and January 2022. A 0.25-m² square quadrat was used to collect two samples from the interrow in each plot. The weeds and CCs were clipped at the soil surface to evaluate aboveground biomass within the quadrat, and individual plants for each weed and CC species were sorted and counted (Linares et al. 2008).

Weed and CC biomass was identified by species, and the fresh weight and number of plants per species were recorded. The samples were then placed in separate paper bags based on species and dried in a forced air-drying oven for 72 h at 60 C (Hanlon et al. 1997). After 72 h, the dry weights of the samples were determined. Due to logistical constraints, the collection of weed and CC dry weights was not feasible in January 2020.

Statistical Analyses

Response variables were analyzed on a plot mean basis using generalized linear mixed model methodology as implemented in SAS PROC GLIMMIX (SAS/STAT v. 15.1, SAS Institute, Cary, NC) using a distribution function suitable for the response variable in question, that is, normal for mass data, and negative binomial for count data. Site, CC, sampling date, and all two- and three-way interactions were considered fixed effects. Replicate within site was the sole G-side random effect. The repeated nature of the experiment (measuring the same experimental unit over time) necessitated modeling the residual covariance structure. Based on Akaike's information criterion and the residual plots, the unstructured covariance was chosen. Irrespective of the results of the *F*-tests, the three-way interaction means were calculated, and CC treatments (LG+NL and NL) were compared with each other and the control through a simple *t*-test within each site by sampling date combination. Responses were considered to be statistically meaningful at *P*-values ≤ 0.05.

Results and Discussion

Weather Conditions

The average rainfall for the 10 d following the planting of the CCs in each orchard (North Grove and South Grove) is shown in Figure 1. Overall, the North Grove experienced slightly higher rainfall during the 10-d period following CC planting compared with the South Grove. Additionally, the two sites faced different drought conditions: the North Grove experienced a moderate drought, while the South Grove was under a severe drought (Supplementary Figure S3) (data source: U.S Drought Monitor Map). In baseline measurements (data not shown), the North Grove had about 74% higher cation exchange capacity (CEC) and 36% more organic matter (OM) compared with the South Grove.

Table 1. List of cover crops (CCs) planted by season and total seeding rate.^a

Treatment ^b	CC category ^c	October 2018	January 2019	June 2019	November 2019	May 2020	November 2020	June 2021	November 2021	Seeding rate kg ha ⁻¹
LG+NL	Legumes	Sunn hemp (<i>Crotalaria juncea</i> L.), vegetable hummingbird [<i>Sesbania grandiflora</i> (L.) Poir.], white moneywort [<i>Alysicarpus vaginalis</i> (L.) DC.], crimson clover (<i>Trifolium incarnatum</i> L.), sweetclover [<i>Melilotus officinalis</i> (L.) Lam.]	Common sunflower (<i>Helianthus annuus</i> L.), white clover (<i>Trifolium repens</i> L., crimson clover	Sunn hemp	Sunn hemp, vegetable hummingbird, white moneywort, crimson clover, sweetclover	Sunn hemp, vegetable hummingbird, white moneywort, crimson clover, sweetclover	Sunn hemp, pea (<i>Pisum sativum</i> L.)	Sunn hemp, cowpea [<i>Vigna unguiculata</i> (L.) Walp.]	Sunn hemp	50–100
	Non-legumes	Daikon radish (<i>Raphanus sativus</i> L. var. <i>Longipinnatus</i>), oat (<i>Avena sativa</i> L.), cereal rye (<i>Secale cereale</i> L.), proso millet (<i>Panicum miliaceum</i> L.)	Daikon radish, cereal rye, buckwheat (<i>Fagopyrum esculentum</i> Moench)	Buckwheat, proso millet, browntop millet [<i>Urochloa ramosa</i> (L.) Nguyen]	Daikon radish, oat, cereal rye, proso millet	Daikon radish, oat, cereal rye, proso millet	Daikon radish, oat, cereal rye	Buckwheat, browntop millet	Daikon radish, oat, cereal rye	150–200
NL	Non-legumes	Daikon radish, oat, cereal rye, proso millet	Daikon radish, cereal rye, buckwheat	Buckwheat, proso millet, browntop millet	Daikon radish, oat, cereal rye, proso millet	Daikon radish, oat, cereal rye, proso millet	Daikon radish, oat, cereal rye	Buckwheat, browntop millet	Daikon radish, oat, cereal rye	150–200

^aCCs were planted in 2018, 2019, 2020, and 2021 in summer/fall and spring seasons in the months indicated. Source: Brewer et al. (2023).

^bTwo CC treatments were tested: a legume and non-legume mix (LG+NL) and a non-legume mix (NL).

^cThe CC seeds were mixed before planting.

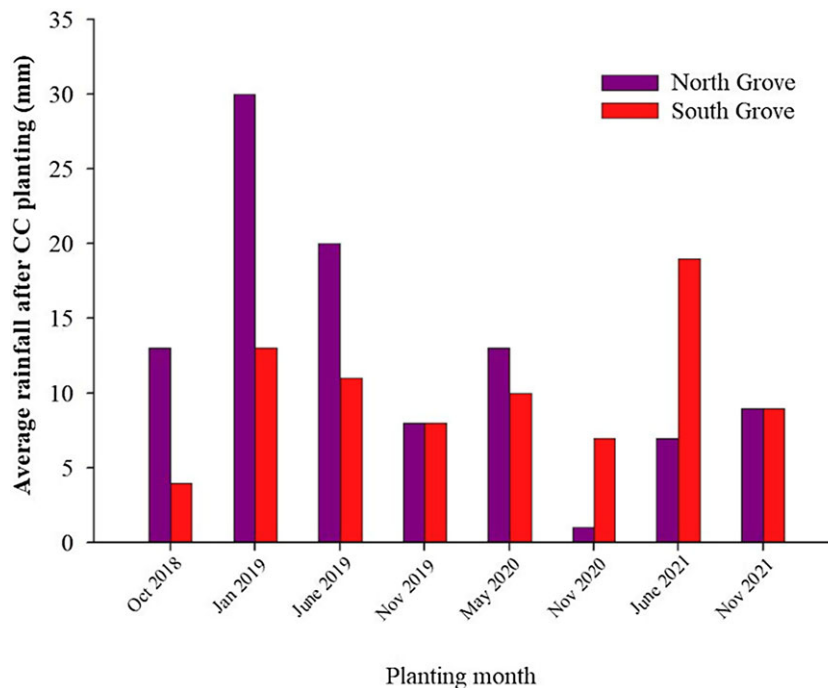


Figure 1. Average rainfall (mm) for the 10 d following cover crop (CC) planting. CC planting was conducted 10 d apart; North Grove was planted first, and then South Grove was planted 10 d later. Data were obtained from the Florida Automated Weather Network (<https://fawn.ifas.ufl.edu/data>) (Brewer et al. 2023).

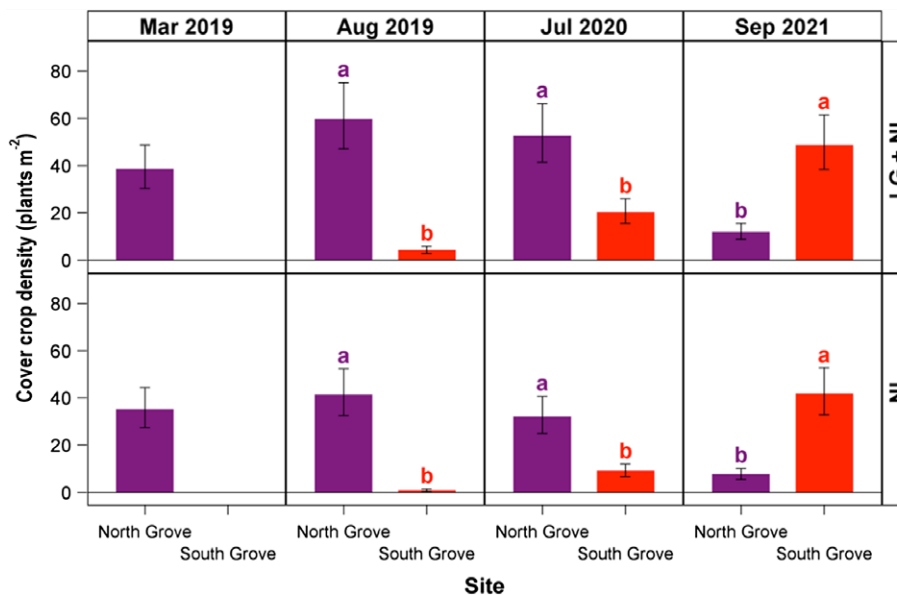


Figure 2. Cover crop (CC) density (plants m⁻²) in the interrow of citrus trees in March and August 2019, July 2020, and September 2021. Treatments include legume + non-legume (LG+NL) and non-legume (NL). The South Grove results for March 2019 are not shown due to a lack of germination of CCs at this site. Error bars represent 95% confidence limits based on 12 replicates. Groves (North and South) within a cell sharing a given letter are not statistically different at $P \leq 0.05$ based on the LSD (simple two-sample *t*-test).

CC Density

During the summer and fall seasons, CC density was significantly influenced by site ($P < 0.01$), treatment ($P < 0.001$), sampling date ($P < 0.05$), and their interactions ($P < 0.001$) (Supplementary Table S1). Notably, CC density differed significantly between orchards, with variations dependent on the sampling date (Figure 2). The North Grove consistently showed higher CC density on three of four sampling dates (March 2019, August 2019,

July 2020) compared with the South Grove. In March 2019, the South Grove had extremely low germination rates, which made sampling impossible; therefore, these data were not included in the study. The North Grove's CC density was 93% and 97% higher for the LG and LG+NL treatments in August 2019, and 63% and 73% higher in July 2020, respectively. However, in September 2021, CC density of the South Grove surpassed that of the North Grove, with 78% and 81% for LG and LG+NL treatments, respectively. It is noteworthy that the North Grove received 63% less rainfall

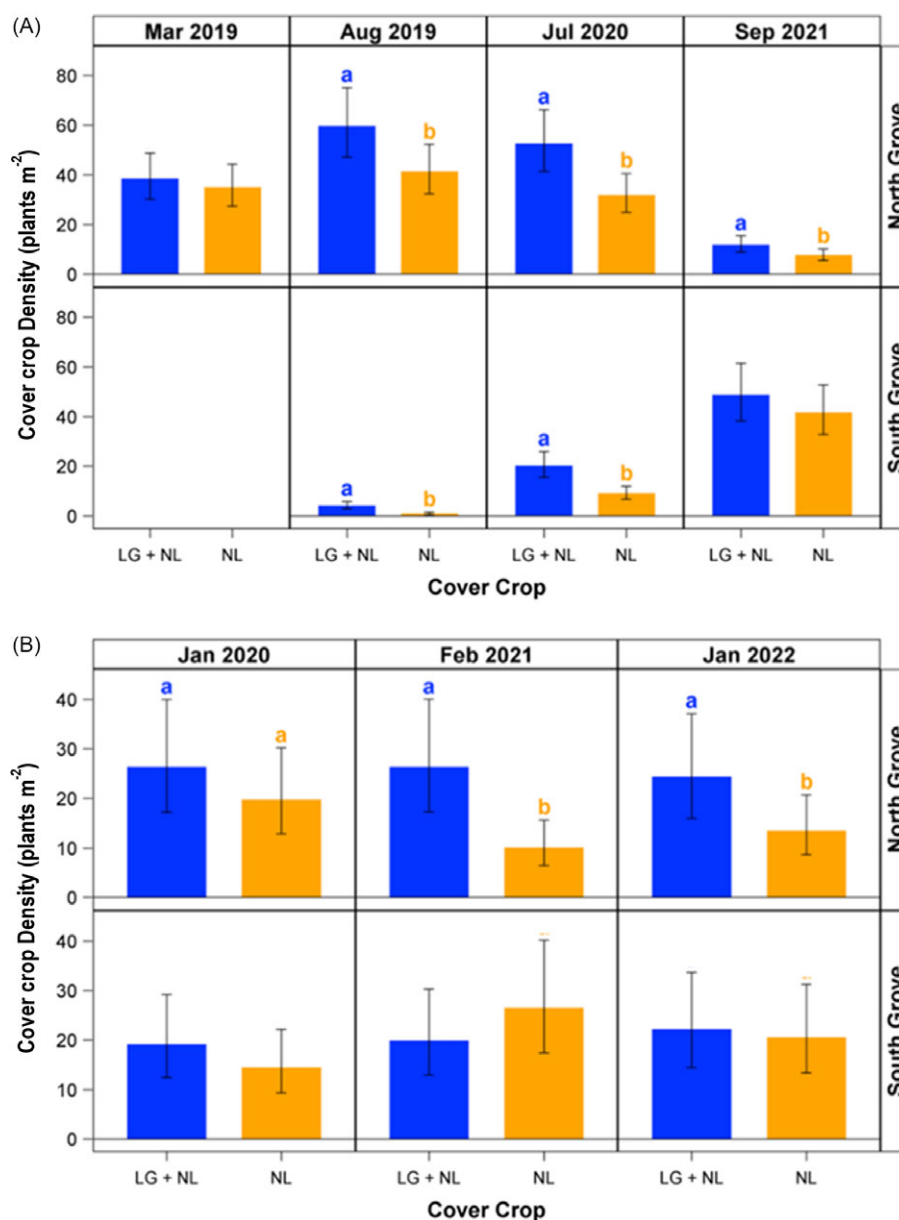


Figure 3. Cover crop (CC) density (plants m⁻²) in the interrow of citrus trees: summer/fall data collected in March and August 2019, July 2020, and September 2021 (A). CC density (plants m⁻²) in the interrow of citrus trees: spring data collected in January 2020, February 2021, and January 2022 (B). Treatments include legume + non-legume (LG+NL) and non-legume (NL). The South Grove results for March 2019 are not shown due to a lack of germination of CCs on this site. Error bars represent 95% confidence limits based on 12 replicates. Treatments within a cell sharing a given letter are not statistically different at $P < 0.05$ based on the LSD (simple two-sample *t*-test).

compared with the South Grove for the June 2021 planting (Figure 1). The North Grove's higher CEC, OM content, and rainfall may have favored CC germination and establishment. The differences in CC germination and density among orchards may be due to insufficient moisture during establishment (Boyd and Van Acker 2003), poor soil-to-seed contact at planting (Roth et al. 2015), grower management practices (Wilson et al. 2013), and the strong influence of rainfall observed in this study. The findings underscore the need to align CC planting with rainfall patterns in Florida and reveal significant spatial and temporal variability in CC germination and establishment, which poses a challenge for citrus producers. Topography and local conditions are crucial for successful CC growth in Florida, highlighting the importance of site-specific approaches.

The LG+NL treatment exhibited significantly higher CC density in three of the four summer-fall seasons. Specifically, in the North Grove, CC density was 30% higher in August 2019, 39% higher in July 2020, and 27% higher in September 2021 compared with the NL treatment. Similarly, in the South Grove, the LG+NL treatment showed 75% higher CC density in August 2019 and 55% higher in July 2020 relative to the NL treatment (Figure 3). No significant difference in CC density was observed between the two treatments in the North Grove in March 2019.

The effect of CC treatment on CC density varied with site and sampling date during the spring seasons (Supplementary Table S2). Specifically, CC density data collected in spring (January 2020, February 2021, and January 2022) exhibited distinct patterns depending on the site. In the North Grove, the LG+NL treatment

consistently resulted in higher CC density compared with the NL treatment on all sampling dates (19%, 60%, and 45%, respectively) (Figure 3). Conversely, in the South Grove, there was no significant difference in CC density between the CC treatments. It is plausible that less favorable environmental conditions in the South Grove impacted the germination and establishment of legumes, potentially reducing their density and competitive ability. This observation is consistent with Brennan et al.'s (2009) report of significant variations in legume competition between two vegetable farms, attributed to differences in OM content (3% to 5% vs. 1.2%). Moreover, the North Grove exhibited a baseline OM content 36% higher than that of the South Grove, potentially contributing to the CC performance differences.

In most of the samplings during both summer and fall plantings, the LG+NL CC mix exhibited significantly higher CC density, ranging from 19% to 75%, compared with the NL treatment. The primary distinction between the LG+NL and NL treatments lies in the inclusion of legume species in the former, while the latter does not contain any legume species; both treatments share the same grass and brassica species. Consequently, the disparity in CC density may be attributed to the superior germination and establishment of the legume species and a greater number of units of the small-seeded legume. The fall season NL treatment was predominantly dominated by brassicas, particularly daikon radish (*Raphanus sativus* L. var. *Longipinnatus* L.H. Bailey). In one of the NL replicates, daikon radish plants covered 90% of the cover-cropped area, with the remaining 10% composed of other species (grasses). In the NL+LG treatment, daikon radish remained dominant but at a lower percentage, resulting in greater diversity of CC species in these areas, with approximately 18% legumes, 22% grasses, and 60% brassicas (data not shown). Additionally, due to differences in growth habits, daikon radishes tended to occupy more space than legume species. For example, at 2 mo after planting, while one daikon radish plant covered 10% of the area within a quadrat, it took 20 sunn hemp (*Crotalaria juncea* L.) plants to achieve a similar coverage. This study revealed that the same CC mix, with identical seeding rates and planting equipment, yielded varying CC densities across seasons and sites. This variability in CC density by season and site aligns with the findings reported by Brennan et al. (2009), who noted variations in CC dry matter across different years and study locations, attributing this variability to soil and climatic conditions. Although CC density is not frequently reported in studies, as shown by these results, it can offer valuable insights into performance variations between sites and improve our understanding of how different CC species interact.

CC Biomass

CC biomass data were collected during the spring only, measuring the biomass of the fall CC planting. Significant three-way interactions among site, treatment, and sampling date were observed for both CC aboveground fresh and dry biomass ($P < 0.05$) (Supplementary Tables S3 and S4). In January 2020, CC fresh biomass was significantly higher in the LG+NL treatment compared with the NL treatment, but only in the North Grove (34% higher in LG+NL treatment) (Supplementary Figure S4). However, no significant difference due to treatment was observed at the other two sampling dates in the North Grove or at all three sampling dates in the South Grove. Furthermore, in February 2021, dry biomass was 42% higher with the LG+NL treatment than with the NL treatment in the North Grove, while there was no difference in dry biomass between the two CC treatments in January 2022 in

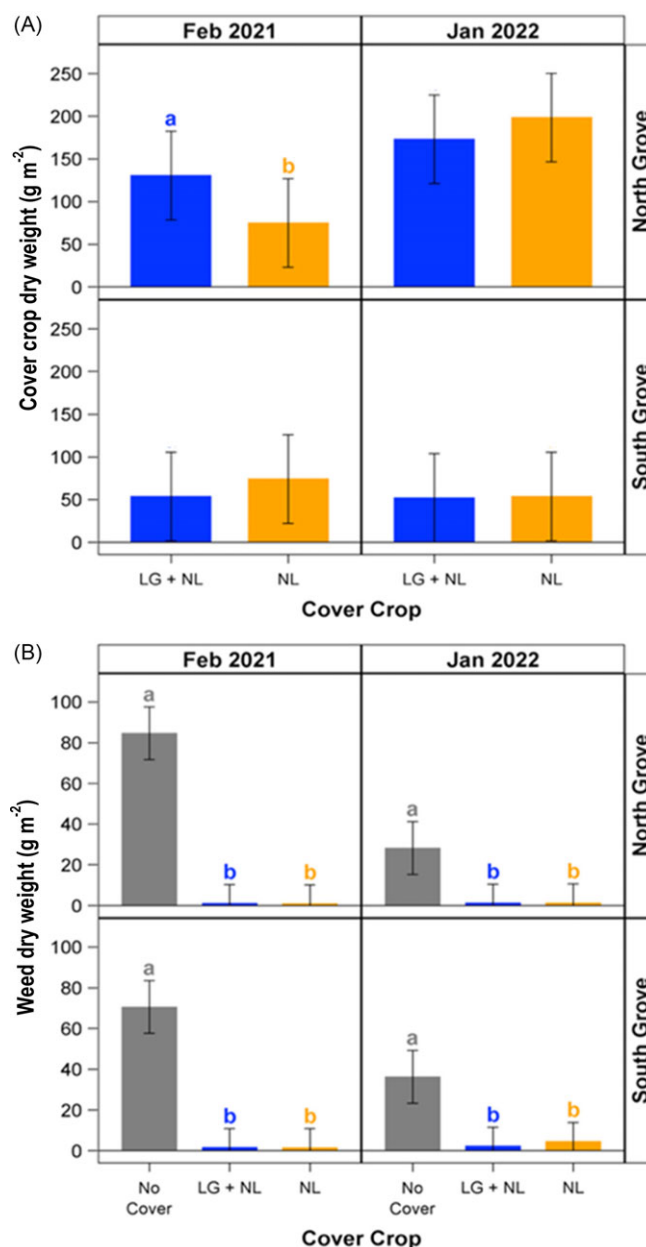


Figure 4. Cover crop (CC) aboveground dry biomass (g) (A) and weed aboveground dry biomass (g) (B) of plants sampled within a 1-m² quadrat in the interrow of citrus trees. Spring data collected in February 2021 and January 2022. Treatments include legume + non-legume (LG+NL), non-legume (NL), and no cover (grower standard management, no CC). Error bars represent 95% confidence limits based on 12 replicates. Treatments within a cell sharing a given letter are not statistically different at $P < 0.05$ based on the LSD (simple two-sample *t*-test).

the North Grove and in both February 2021 and January 2022 in the South Grove (Figure 4). These findings align with previous studies by Brennan et al. (2009) and Linares et al. (2008), which reported CC dry matter differences by year, site, and functional groups in the CC mixture.

The limited significant differences between NL+LG and NL treatments may be attributed to the functional groups used in this study, such as small-seeded legumes (e.g., sunn hemp), grasses (e.g., rye [*Secale cereale* L.]), and brassicas (e.g., *Raphanus* spp.). Notably, brassica CCs can produce more biomass and achieve canopy closure earlier in the season than slower-growing, cool-season legumes

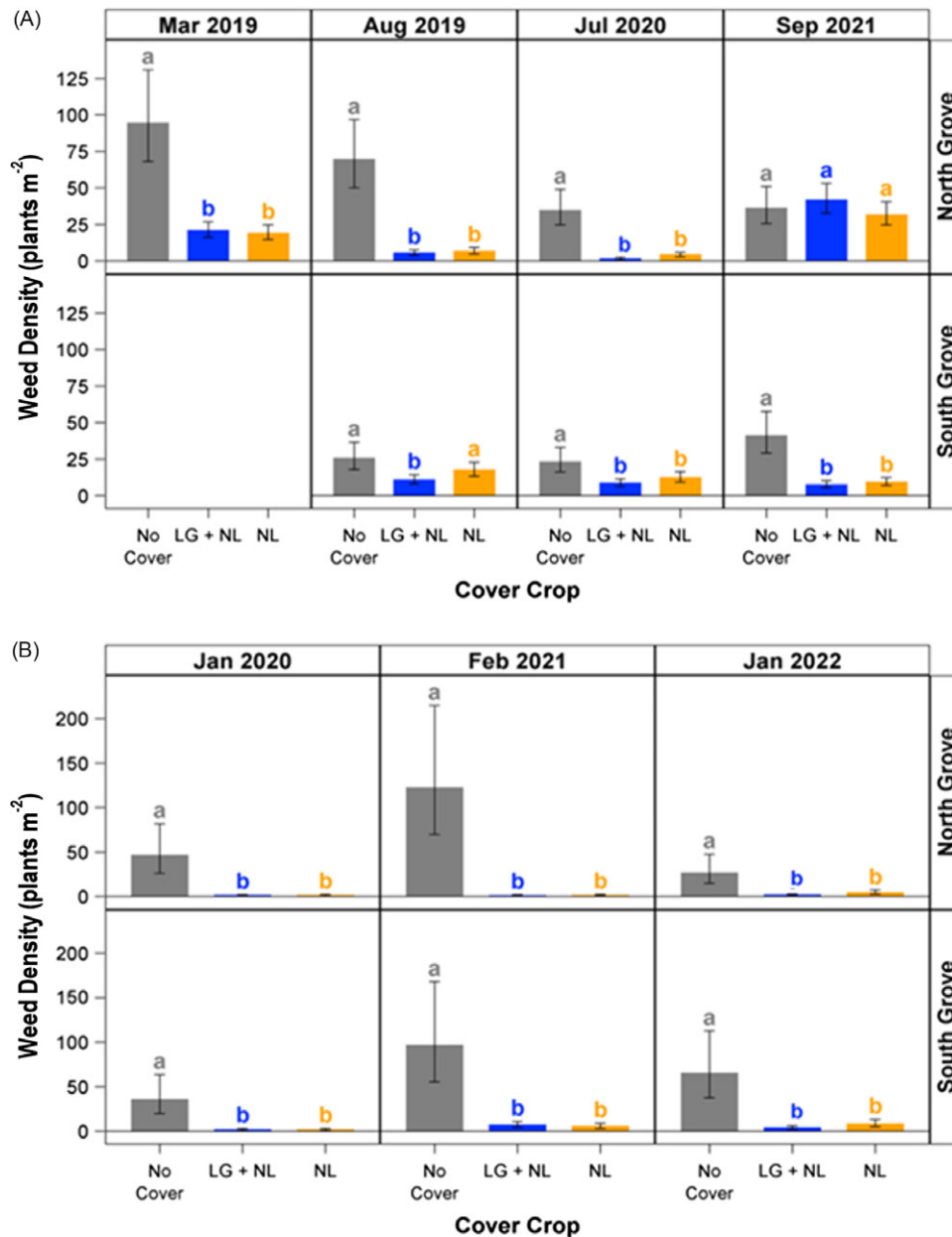


Figure 5. Weed density (plants m^{-2}) in the interrow of citrus trees: summer/fall data collected in March and August 2019, July 2020, and September 2021 (A) and spring data collected in January 2020, February 2021, and January 2022 (B). Treatments include legume + non-legume (LG+NL), non-legume (NL), and no cover (grower standard management, no CC). South Grove results for March 2019 are not shown due to a lack of germination of CCs on this site. Error bars represent 95% confidence limits based on 12 replicates. Treatments within a cell sharing a given letter are not statistically different at $P < 0.05$ based on the LSD (simple two-sample *t*-test).

(MacLaren *et al.* 2019). At the time of biomass sampling (84 d after planting), daikon radish dry biomass was 77% higher than that of the legumes, potentially influencing the contribution of dry matter by the legume. The dominance of daikon radish in this study may reflect the early-season sampling time, as reported by Brennan *et al.* (2009). Daikon radish's fast growth and deep root system, which allows access to nutrients and water, could contribute to its higher biomass production compared with legumes, as supported by studies conducted by Teasdale and Mohler (2000) and Fang *et al.* (2012). In summary, due to its fast growth and deep root system, daikon radish may produce more biomass than legumes in a CC mix. Further investigation is needed to understand dry biomass production during the season of different CC species in Florida conditions, including monthly dry biomass measurements, to

comprehend the impact of seasonal fluctuations on the biomass accumulation of each species.

Weed Density

In the summer-fall planting seasons, there was a significant ($P < 0.001$) interaction among site, treatment, and sampling on weed density (Supplementary Table S5). The North Grove exhibited lower weed densities with both CC treatments in three of four seasons compared with the GSM (Figure 5). Similarly, in the South Grove, both CCs showed lower weed densities than the GSM in July 2020 and September 2021; however, only the LG+NL effectively suppressed weed density to lower than the GSM in August 2019. Furthermore, the LG+NL and NL treatments reduced

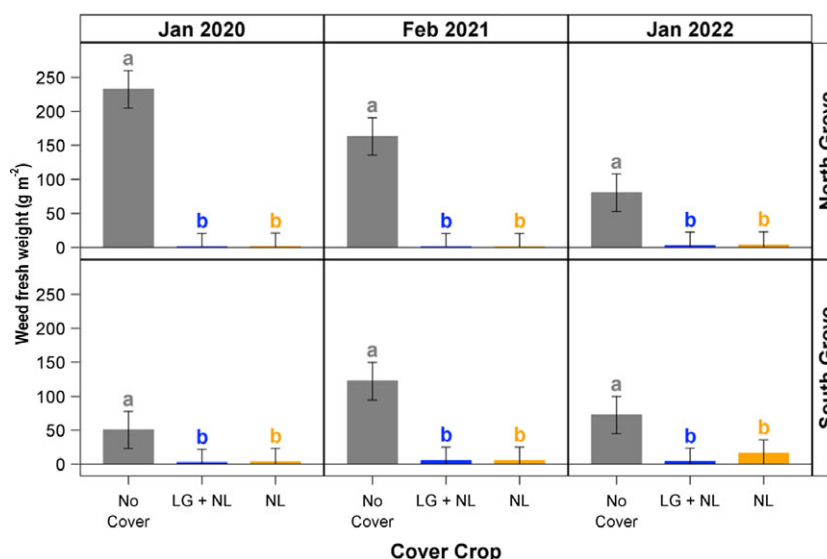


Figure 6. Weed aboveground fresh biomass (g) of plants sampled within a 1-m² quadrat in the interrow of citrus trees: spring data collected in January 2020, February 2021, and January 2022. Treatments include legume + non-legume (LG+NL), non-legume (NL), and no cover (grower standard management, no CC). Error bars represent 95% confidence limits based on 12 replicates. Treatments within a cell sharing a given letter are not statistically different at $P < 0.05$ based on the LSD (simple two-sample t-test).

weed density by 80% (March 2019), 92% (August 2019), and 97% (July 2020) in the North Grove and by 58% (August 2019), 63% (July 2020), and 82% (September 2021) in the South Grove (Figure 5). Notably, poor weed density suppression with both treatments (LG+NL and NL) in the North Grove at the final sampling date (September 2021) coincided with very low CC densities for both CC treatments (Figures 3 and 5). Conversely, effective weed suppression in the South Grove for the same season appears to be due to the high CC densities with both the LG+NL and the NL treatments (Figures 3 and 5). In the spring planting seasons, a significant interaction among site, CC, and sampling date on weed density was observed (Supplementary Table S6). The GSM had higher weed density at both sites on the three sampling dates (January 2020, February 2021, January 2022) compared with the CC treatments, which were not significantly different from each other (Figure 5). Weed suppression provided by CCs at the North Grove was 99% for LG+NL and NL (January 2020 and February 2021) and 86% for LG+NL and NL (January 2022), and for the South Grove, weed suppression was 97% for LG+NL and NL (January 2020), 93% for LG+NL and NL (February 2021), and 91% for LG+NL and NL (January 2022). The very effective weed density suppression obtained at both orchards corresponded with high CC densities with both treatments (Figures 3 and 5). In most of the sampling dates in both orchards, the LG+NL and NL treatments reduced the weed density by 58% to 99% compared with the GSM. This is consistent with previous studies reporting a significantly lower number of weeds in areas cover-cropped with legumes and non-legume species in mixes compared with the control (Finney and Kaye 2016; Ranaldo et al. 2019; Smith et al. 2014). Ranaldo et al. (2019) also observed a variation by year in weed suppression in areas planted with CCs. Weed density, biomass, seedbank, and species can vary significantly across years in agricultural systems due to changes in management practices, cultural practices, meteorological conditions, and climate change (Légère et al. 2011; Menalled et al. 2001; Ramesh et al. 2017; Sosnoskie et al. 2009; Teasdale et al. 2018). The

CC establishment also appears to be critical, as weed densities were unaffected by CC treatment only when CC densities were very low.

Weed Biomass

In the spring planting season, several factors significantly influenced the aboveground weed biomass (fresh weight), including site ($P < 0.01$), CC treatment ($P < 0.001$), sampling date ($P < 0.01$), and their interactions (Supplementary Table S7). Both CC treatments consistently reduced weed fresh biomass compared with the GSM across all sampling dates at both sites, resulting in significant differences (Figure 6). Moreover, the two CC treatments did not exhibit significant differences in fresh biomass values, achieving greater than 95% weed biomass suppression compared with the control. Regarding aboveground weed dry biomass, CC treatment ($P < 0.001$), sampling date ($P < 0.001$), and their interaction were the main significant factors (Supplementary Table S8). Similar to fresh biomass, weed dry biomass was significantly lower in the CC treatments compared with the GSM, with no noticeable differences between the two CC treatments (Figure 4). The impact of the CC treatments did not vary by site, as indicated in Supplementary Table S8. The CC treatments achieved weed biomass suppression ranging from 95% to 99%. Both CC treatments consistently demonstrated substantial reductions in weed biomass fresh and dry weight, reaching up to 99% in most sampling points compared with the GSM. This aligns with previous studies (Finney and Kaye 2016; MacLaren et al. 2019) reporting similar weed-suppression levels across different CC mixes encompassing legumes, grasses, and brassicas in various combinations. The ability of CC species to outcompete weeds can vary, with species such as brassicas and grasses outperforming leguminous species due to their rapid biomass production and resource utilization efficiency (MacLaren et al. 2019; Yu et al. 2015). Furthermore, certain CC species, including daikon radish and buckwheat (*Fagopyrum esculentum* Moench), present in the

CC mixes used in this study, can effectively suppress weeds through allelopathic effects (Falquet *et al.* 2015; Sturm *et al.* 2018). The creation of a dense canopy and efficient nutrient scavenging by specific CC species can limit the resources available for weed seeds to germinate and thrive, resulting in more effective weed control (Brust *et al.* 2014).

This study serves as an initial evaluation of CCs for weed control in Florida citrus production. Our findings indicate that CC mixtures containing legumes, brassicas, and grasses or brassicas and grasses only, can effectively suppress weeds in the interrow areas of citrus orchards in Florida. Both CC treatments significantly reduced weed density and biomass in the interrow spaces, although their effectiveness varied across different growing seasons due to differences in CC germination and establishment. While our study provides valuable insights into using CCs for weed management in citrus production in southwest Florida, evaluating these CCs in other citrus-growing regions with different soil types and production conditions will enhance our understanding and help develop more specific, regionally tailored recommendations. Further research is also needed to explore additional CC species and mixtures beyond those tested in this study. Examining different planting, management, and termination strategies will also help optimize cover cropping in citrus and similar tree production systems.

Supplementary material. To view supplementary material for this article, please visit <https://doi.org/10.1017/wsc.2024.72>

Acknowledgments. The authors extend their gratitude to the biological scientists and field technicians at UF's Southwest Florida Research and Education Center and Citrus Research and Education Center for their valuable assistance with the project.

Funding statement. This study was supported with funds from the Citrus Research and Development Foundation (CRDF) grant no. 18-059C.

Competing interests. The authors declare no conflicts of interest.

References

- Baligar VC, Fageria NK (2007) Agronomy and physiology of tropical cover crops. *J Plant Nutr* 30:1287–2339
- Bernstein ER, Posner JL, Stoltenberg DE, Hedtcke JL (2011) Organically managed no-tillage rye-soybean systems: agronomic, economic, and environmental assessment. *Agron J* 103:1169
- Besançon TE, Bouchelle W (2023) Weed control and highbush blueberry tolerance with indaziflam on sandy soils. *Weed Technol* 37:213–220
- Blaise D, Manikandan A, Verma P, Nalayini P, Chakraborty M, Kranthi KR (2020) Allelopathic intercrops and its mulch as an integrated weed management strategy for rainfed Bt-transgenic cotton hybrids. *Crop Prot* 135:105214
- Boyd N, Van Acker R (2003) The effects of depth and fluctuating soil moisture on the emergence of eight annual and six perennial plant species. *Weed Sci* 51:725–730
- Brennan EB, Boyd NS, Smith RF, Foster P (2009) Seeding rate and planting arrangement effects on growth and weed suppression of a legume-oat cover crop for organic vegetable systems. *Agron J* 101:979–988
- Brewer M, Kanissery R, Strauss S, Kadyampakeni D (2023) Impact of cover cropping on temporal nutrient distribution and availability in the soil. *Horticulturae* 9:1160
- Brust J, Claupein W, Gerhards R (2014) Growth and weed suppression ability of common and new cover crops in Germany *Crop Prot* 63:1–8
- Buckelew JK, Mitchem WE, Chaudhari S, Monks DW, Jennings KM (2018) Evaluating weed control and response of newly planted peach trees to herbicides. *Int J Fruit Sci* 18:383–393. DOI: [10.1080/15538362.2018.1441772](https://doi.org/10.1080/15538362.2018.1441772)
- Buker RS III (2005) What You Should Know before Planning Your Citrus Weed Management Program. HS999. Gainesville: Horticultural Sciences Department, Florida Cooperative Extension Service, Institute of Food and Agricultural Sciences, University of Florida. 6 p
- [CTIC] Conservation Technology Information Center (2017) Cover Crop Survey Annual Report 2016–2017. Report of the 2016–17 National Cover Crop Survey. West Lafayette, IN: Conservation Technology Information Center, the North Central Region Sustainable Agriculture Research and Education Program, and the American Seed Trade Association. 46 p. https://www.ctic.org/files/2017CTIC_CoverCropReport-FINAL.pdf. Accessed: November 21, 2019
- Dabney SM, Delgado JA, Reeves DW (2001) Using winter cover crops to improve soil and water quality. *Commun Soil Sci Plant Anal* 32: 1221–1250
- Delgado JA, Dillon MA, Sparks RT, Essah SYC (2007) Decade of advances in cover crops: cover crops with limited irrigation can increase yields, crop quality, and nutrient and water use efficiencies while protecting the environment. *J Soil Water Conserv* 62:110A–117A
- Faircloth WH, Patterson MG, Foshee WG, Nesbitt ML, Goff WD (2007) Comparison of preemergence and postemergence weed control systems in newly established pecan. *Weed Technol* 21:972–976
- Falquet B, Gfeller A, Pourcelot M, Tschuy F, Wirth J (2015) Weed suppression by common buckwheat: a review. *Environ Control Biol* 53:1–6
- Fang Z, Zhang Y, Chen X, Chen W, Li J (2012) Effects of brassinosteroids on quality attributes and ethylene synthesis in postharvest daikon radish. *J Agric Food Chem* 60:10446–10452
- Fenton MC (2017) The Profitability of Cover Crops: Investigating the Effect of Additional Soil Organic Carbon. M.Sc thesis. Lafayette, IN: Purdue University. 24 p
- Finney DM, Kaye JP (2016) Functional diversity in cover crop polycultures increases multifunctionality of an agricultural system. *J Appl Ecol* 54: 509–517
- Futch SH (1997) Horticulture and Environmental Aspects of Weed Control in Florida Citrus. Ph.D dissertation. University of Florida, Gainesville. 163 p
- Futch SH (2020) Vegetation Management in Row Middles in Florida Citrus. HS869. Gainesville: Horticultural Sciences Department, Florida Cooperative Extension Service, Institute of Food and Agricultural Sciences, University of Florida. 4 p
- George J, Kanissery R, Bashyal M, Tamayo B, Stelinski, LL (2022) Survival and feeding behavior of *Diaphorina citri* (Hemiptera: liviidae) adults on common cover crops in citrus. *Agriculture* 12:2175.
- Granatstein D, Mullinix K (2008) Mulching options for northwest organic and conventional orchards. *HortScience* 43:45–50
- Hanlon EA, Gonzalez JS, Bartos JM (1997) Institute of Food and Agricultural Sciences (IFAS) Extension Soil Testing Laboratory (ESTL) and Analytical Research Laboratory (ARL) Chemical Procedures and Training Manual. Florida Cooperative Extension Service, Institute of Food and Agricultural Sciences, University of Florida, Gainesville, FL. 15 p
- Hartwig NL, Ammon HU (2002) Cover crops and living mulches. *Weed Sci* 50:688–699
- Isik D, Dok M, Ak K, Macit I, Demir Z, Mennan H (2014) Use of cover crops for weed suppression in hazelnut (*Corylus avellana* L.) in Turkey. *Commun Agric Appl Biol Sci* 79:105–110
- Jhala AJ, Ramirez AHM, Singh M (2012) Leaching of indaziflam applied at two rates under different rainfall situations. *Bull Environ Contam Toxicol* 88:326–332
- Jhala, AJ, Singh M (2012) Leaching of indaziflam compared with residual herbicides commonly used in Florida citrus. *Weed Technol* 26:602–607
- Johnson EG, Wu J, Bright DB, Graham JH (2014) Association of '*Candidatus Liberibacter asiaticus*' root infection, but not phloem plugging with root loss on huanglongbing-affected trees prior to appearance of foliar symptoms. *Plant Pathol* 63:290–298
- Kadyampakeni DM, Morgan KT, Schumann AW, Nkedi-Kizza P (2014) Effect of irrigation pattern and timing on root density of young citrus trees infected with huanglongbing disease. *Hort Technology* 24:209–221

- Kanissery R, Brewer M, Kadyampakeni D, Strauss S (2020) Row-middle weed management methods. *Citrus Industry Magazine*, September 2020, pp. 10–13. <https://citrusindustry.net/2020/09/16/row-middle-weed-management-methods/>. Accessed: July 1, 2024
- Kanissery R, Futch SH, Sellers BA (2022) 2022–2023 Florida Citrus Production Guide: Weeds. HS107. Gainesville: Horticultural Sciences Department, Florida Cooperative Extension Service, Institute of Food and Agricultural Sciences, University of Florida. 12 p
- Köppen W (1936) Das geographische System der Klimate. Pages 1–44 in Köppen W, Geiger G, eds. *Handbuch der Klimatologie*. Band 1. Teil C. Berlin: Handbuch der Klimatologie
- Kruidhof HM, Bastiaans L, Kropff MJ (2008) Ecological weed management by cover cropping: effects on weed growth in autumn and weed establishment in spring. *Weed Res* 48:492–502
- Kruidhof HM, Bastiaans L, Kropff MJ (2009) Cover crop residue management for optimizing weed control. *Plant Soil* 318:169–184
- Légère A, Stevenson F, Benoit D (2011) The selective memory of weed seedbanks after 18 years of conservation tillage. *Weed Sci* 59:98–106
- Liebman M, Mohler CL (2001) Weeds and the soil environment. Pages 210–268 in Liebman M, Mohler CL, Staver CP, eds. *Ecological Management of Agricultural Weeds*. Cambridge: Cambridge University Press
- Linares J, Scholberg J, Boote K, Chase CA, Ferguson JJ, McSorley R (2008) Use of the cover crop weed index to evaluate weed suppression by cover crops in organic citrus orchards. *HortScience* 43:27–34
- Macías FA, Mejías FJ, Molinillo JM (2019) Recent advances in allelopathy for weed control: from knowledge to applications. *Pest Manag Sci* 75: 2413–2436
- MacLaren C, Swanepoel P, Bennett J, Wright J, Dehnen-Schmutz K (2019) Cover crop biomass production is more important than diversity for weed suppression. *Crop Sci* 59:733–748
- Martinelli R, Monquero PA, Fontanetti A, Conceição PM, Azevedo FA (2017) Ecological mowing: an option for sustainable weed management in young citrus orchards. *Weed Technol* 31:260–268
- Menalled F, Gross K, Hammond M (2001) Weed aboveground and seedbank community responses to agricultural management systems. *Ecol Appl* 11: 1586–1601
- Mennan, H, Jabran K, Zandstra BH, Pala F (2020) Non-chemical weed management in vegetables by using cover crops: a review. *Agronomy* 10:257
- Mirsky SB, Gallandt ER, Mortensen DA, Curran WS, Shumway DL (2010) Reducing the germinable weed seedbank with soil disturbance and cover crops. *Weed Res* 50:341–352
- Mirsky SB, Ryan MR, Teasdale JR, Curran WS, Reberg-Horton CS, Spargo JT, Wells MS, Keene CL, Moyer JW (2013) Overcoming weed management challenges in cover crop-based organic rotational no-till soybean production in the eastern United States. *Weed Technol* 27:193–203
- Odhaiambo J, Bomke AA (2001) Grass and legume cover crop effects on dry matter and nitrogen accumulation. *Agron J* 93:299–307
- Ramesh K, Matloob A, Aslam F, Florentine S, Chauhan B (2017) Weeds in a changing climate: vulnerabilities, consequences, and implications for future weed management. *Front Plant Sci* 8:95
- Rinaldo M, Carlesi S, Costanzo A, Barberi P (2019) Functional diversity of cover crop mixtures enhances biomass yield and weed suppression in a Mediterranean agroecosystem. *Weed Res* 60:96–108
- Roth G, Curran W, Dillon C, Houser C, Harkcom W (2015) *Cover Crop Interseeded and Applicator*. University Park: Pennsylvania State University. https://www.youtube.com/watch?v=3vpV9MH7Ak4&ab_channel=PennStateExtension. Accessed: September 14, 2023
- Scavo A, Mauromicale G (2021) Crop allelopathy for sustainable weed management in agroecosystems: knowing the present with a view to the future. *Agronomy* 11:2104
- Scavo A, Restuccia A, Lombardo S, Fontanazza S, Abbate C, Pandino G, Anastasi U, Onofri A, Mauromicale G (2020) Improving soil health, weed management and nitrogen dynamics by *Trifolium subterraneum* cover cropping. *Agron Sustain Dev* 40:18
- Schipanski ME, Barbercheck M, Douglas MR, Finney DM, Haider K, Kaye JP, Kemanian AR, Mortensen DA, Ryan MR, Tooker J, White C (2014) A framework for evaluating ecosystem services provided by cover crops in agroecosystems. *Agric Syst* 125:12–22
- Singerman A (2022) Cost of Production for Processed Oranges in Southwest Florida in 2020/21 FE1111. Gainesville: EDIS, Food and Resource Economics Department, Florida Cooperative Extension Service, Institute of Food and Agricultural Sciences. 4 p
- Singerman A, Rogers ME (2020) The economic challenges of dealing with citrus greening: the case of Florida. *J Integr Pest Manag* 11:3
- Singh M, Sharma SD (2008) Benefits of triazine herbicides and other weed control technology in citrus management. In HM LeBaron, JE McFarland & OC Burnside (eds), *The triazine herbicides* (pp. 199–209). Elsevier. <https://doi.org/10.1016/B978-044451167-6.50019-2>
- Smith R, Atwood L, Warren N (2014) Increased productivity of a cover crop mixture is not associated with enhanced agroecosystem services. *PLoS ONE* 9. e97351
- Sosnoskie L, Herms C, Cardina J, Webster T (2009) Seedbank and emerged weed communities following adoption of glyphosate-resistant crops in a long-term tillage and rotation study. *Weed Sci* 57:261–270
- Sturm DJ, Kunz C, Gerhards R (2016) Inhibitory effects of cover crop mulch on germination and growth of *Stellaria media* (L.) Vill., *Chenopodium album* L. and *Matricaria chamomilla* L. *Crop Prot* 90:125–131
- Sturm DJ, Peteinatos G, Gerhards R, Riemens M (2018) Contribution of allelopathic effects to the overall weed suppression by different cover crops. *Weed Res* 58:331–337
- Teasdale J, Mirsky S, Cavigelli MA (2018) Meteorological and management factors influencing weed abundance during 18 years of organic crop rotations. *Weed Sci* 66:477–484
- Teasdale J, Mohler CL (2000) The quantitative relationship between weed emergence and the physical properties of mulches. *Weed Sci* 48:385–392
- [USDA-NASS] U.S. Department of Agriculture–National Agricultural Statistics Service (2023) Florida Citrus Statistics 2021–2022. https://www.nass.usda.gov/Statistics_by_State/Florida/Publications/Citrus/Citrus_Statistics/2021-22/FCS2022.pdf. Accessed: December 23, 2023
- [USDA-NRCS] U.S. Department of Agriculture–Natural Resources Conservation Service (2015) Web Soil Survey. <https://websoilsurvey.sc.egov.usda.gov/App/WebSoilSurvey.aspx>. Accessed: October 9, 2019
- Wezel A, Casagrande M, Celette F, Vian JF, Ferrer A, Peigné J (2014) Agroecological practices for sustainable agriculture. A review. *Agron Sustain Dev* 34:1–20
- Wilson M, Baker J, Allan D (2013) Factors affecting successful establishment of aerially seeded winter rye. *J Environ Qual* 33:1010
- Yu Y, Stomph T, Makowski D, van der Werf W (2015) Temporal niche differentiation increases the land equivalent ratio of annual intercrops: a meta-analysis. *Field Crops Res* 184:133–144