


Regular Article

Early adverse stress and depression severity: A pilot exploration of mediating psychological mechanisms

Pablo Martínez^{1,2,3} , Sergio Gloger^{1,4}, Paula Dagnino⁵ and Dante Diez de Medina¹

¹Psicomédica, Clinical & Research Group, Santiago, Chile, ²Faculté de médecine et des sciences de la santé, Université de Sherbrooke, Longueuil, QC, Canada, ³Centre de recherche Charles-Le Moyne, 150 Place Charles-Le Moyne, Longueuil, QC, Canada, ⁴Departamento de Psiquiatría y Salud Mental Campus Oriente, Facultad de Medicina, Universidad de Chile, Santiago, Chile and ⁵Facultad de Psicología y Humanidades, Universidad San Sebastián, Santiago, Chile

Abstract

Objective: To explore the associations between early adverse stress, attachment insecurity in adulthood (anxious and avoidant), pathological personality styles (self-criticism and dependency), difficulties in emotion regulation, and depression severity.

Methods: Cross-sectional study of 178 outpatients diagnosed with major depression in Santiago, Chile. Participants filled the Childhood Trauma Questionnaire Short Form, the Experience in Close Relationships Scale, the Depressive Experience Questionnaire, the Difficulties in Emotion Regulation Scale, and the Patient Health Questionnaire-9 item. Full-information maximum likelihood path analyses with bias-corrected bootstrapped confidence intervals were conducted.

Results: Anxious attachment in adulthood and self-criticism mediated the association between early adverse stress and depression severity through their effects on difficulties in emotion regulation. Early adverse stress was not associated with avoidant attachment in adulthood and dependency; these variables were indirectly associated with depression severity. Difficulties in emotion regulation were exclusively directly related to depression severity, mediating the effects of the preceding variables.

Conclusions: Our findings propose an integrative model for psychological mechanisms mediating between early adverse stress and depression. Difficulties in emotion regulation should be considered when treating adults with depression exposed to early adverse stress. The contribution of specific types of early adverse stressors and difficulties in emotion regulation should be further explored.

Keywords: adverse childhood experiences; depression; emotional regulation; personality development

(Received 22 December 2022; revised 13 April 2023; accepted 23 May 2023; first published online 11 July 2023)

Introduction

Depressive disorders are of global public health concern and one of the leading causes of disability (World Health Organization, 2017). Worldwide, the overall pooled prevalence of these mental disorders has been estimated at 4.4%, with Latin America among the most affected regions (World Health Organization, 2017). Depressive disorders substantially contribute to the burden of suicide and self-harm worldwide and are significantly associated with excess mortality (Vigo et al., 2016; Walker et al., 2015). The recurrent and heterogeneous nature of depressive disorders and their common medical and psychiatric comorbidities define a challenging global public health concern (Cuijpers et al., 2020; Deschênes et al., 2015; Hardeveld et al., 2010; Hasin et al., 2018; Jansen et al., 2018; Newton-Howes et al., 2006). Notably a high proportion of depressive disorders have been attributed to early adverse stress (Li et al., 2016), a link that might have devastating clinical consequences in adulthood (Lippard & Nemeroff, 2020).

Early adverse stress refers to a group of experiences during childhood and adolescence that leave a permanent and negative

imprint on a substantial part of the exposed individuals (such as abuse, neglect, and household dysfunction). Early adverse stress is one of the most critical contributors to health-harming behaviors and many of the leading causes of diseases in adulthood (Afifi et al., 2008; Bellis et al., 2019; Felitti et al., 1998; Merrick, 2019; Waehrer et al., 2020), including mental disorders. The association between early adverse stress and adult depression has been comprehensively studied. A robust body of literature has found that exposure to childhood trauma confers an additional layer of complexity to depressive episodes (Dagnino et al., 2020; Dube et al., 2001; Gaudiano & Zimmerman, 2010; Gloger, Vöhringer, et al., 2021; Lippard & Nemeroff, 2020; Nanni et al., 2012; Nelson et al., 2017; Withers et al., 2013): earlier onset of disease, chronic and recurrent course of illness, higher severity of symptoms, poor response to standard interventions, atypical features, increased risk of suicidal ideations and comorbidities.

Recent systematic reviews and meta-analyses have identified promising psychological interventions to attenuate the negative consequences of early adverse stress in adult life (Martínez, Gloger, Diez de Medina, González, Carrasco, Schilling, et al., 2021; Martínez, Gloger, Diez de Medina, González, Carrasco, & Vöhringer, 2021). These interventions generally recognize the impact of childhood trauma on interpersonal conflicts and coping strategies in adulthood (Martínez, Gloger, Diez de Medina, González, Carrasco, Schilling, et al., 2021; Martínez, Gloger,

Corresponding author: Paula Dagnino; Email: paula.dagnino@uss.cl

Cite this article: Martínez, P., Gloger, S., Dagnino, P., & de Medina, D. D. (2024). Early adverse stress and depression severity: A pilot exploration of mediating psychological mechanisms. *Development and Psychopathology* 36: 1469–1478, <https://doi.org/10.1017/S0954579423000688>

Diez de Medina, González, Carrasco, & Vöhringer, 2021). However, more research on the psychological mechanisms through which these traumatic experiences are associated with depression severity is needed, as they might greatly inform psychological interventions that have shown potential. For instance, Riggs (2010), relying on a varied body of knowledge, hypothesizes a model in which infant and adult attachment insecurity, emotional dysregulation, negative internal working models, maladaptive coping strategies, and poor social functioning, might be affected by early adverse stress, leading to the development of psychopathology. Herein, we draw our attention to three psychological mechanisms affected by early adverse stress that, according to the literature, might have a pivotal role in depression severity: the attachment system, personality styles, and emotion regulation strategies.

The attachment system

Since Bowlby's seminal work, it has been emphasized that early attachment relationships provide children with relatively stable representations of the self, intimate relationships, and the world (Bowlby, 1980; Sroufe, 1979). These representational schemas influence intimate relationships in adult life as they contribute to understanding loving and caring relationships (Riggs, 2010). Evidence consistently shows early adverse stress contributes to insecure attachment (Cicchetti & Toth, 2005). Developmentally, insecure attachment in childhood can disrupt peer relationships and lead to insecure attachment in adulthood (Riggs, 2010). Riggs (2010), in an extensive theoretical and empirical review of the subject, defines three types of insecure romantic attachment: avoidant, anxious, and fearful. The avoidant style is characterized by distrust, disengagement, compulsive self-reliance, and instrumental care-seeking. In contrast, the anxious style exhibits exaggerated emotions and dependency, feelings of unworthiness, and excessive care-seeking (Riggs, 2010). The fearful style is a mixture of high anxiety and avoidance (Riggs, 2010). Studies have found mixed results regarding the role of adult attachment styles in the association between early adverse stress and adult depression. A cohort study of individuals with or without recorded childhood maltreatment and another study in low-income mothers revealed a significant role for anxious attachment style following childhood neglect (Widom *et al.*, 2018), physical abuse (Widom *et al.*, 2018), and emotional abuse (Caldwell *et al.*, 2011). However, a study in acute or recovered depressed individuals reported that avoidance in close relationships jointly with emotion dysregulation and depressive attributional style, partially mediated the association between higher levels of childhood trauma and depression severity (Schierholz *et al.*, 2016).

Personality styles

Blatt described the dependent and the self-critical styles that would define different experiences of depression (Blatt, 1974, 2004, 2008). These personality styles result from a pathological fixation on a continuum of two developmental dimensions: interpersonal relationships and self-definition. Dependent individuals over-emphasize feelings of loneliness and abandonment, while self-critical individuals exaggerate feelings of failure and worthlessness (Blatt, 1974, 2004, 2008). Interestingly, Riggs's early mentioned theoretical and empirical synthesis of child maltreatment and the attachment system across the life cycle converges with Blatt's framework on the etiology of dependent and self-critical depression (Blatt & Homann, 1992; Riggs, 2010). Distortions in

early attachment representations can engender relatively stable negative internal working models (Blatt & Homann, 1992; Riggs, 2010), resulting in pathological personality styles. Ambivalence in early caregiving relationships may lead to overemphasis on feelings of dependency. In contrast, avoidance in attachment relationships may conduce to a self-critical fixation (Blatt & Homann, 1992; Dagnino *et al.*, 2017; Reis & Grenyer, 2002; Zuroff & Fitzpatrick, 1995). A body of research has concluded that early adverse stress might increase vulnerability to depression or related psychological problems by developing pathological personality styles, specifically self-criticism (Falgares *et al.*, 2018; Sachs-Ericsson *et al.*, 2006). For instance, using a mental health survey representative of the United States, a study found that self-criticism mediated the association between verbal abuse and internalizing symptoms (e.g., depression) (Sachs-Ericsson *et al.*, 2006). Relatedly, Falgares *et al.*, found that the association between emotional neglect and abuse and suicidal risk was mediated by self-criticism in a sample of Italian higher education students (Falgares *et al.*, 2018).

Emotion regulation

Emotion regulation is the conscious or unconscious adjustment of emotional responses to environmental demands, changing the magnitude or type of emotional experiences (Aldao *et al.*, 2010). Adaptive emotion regulation strategies include reappraisal (Gross, 1998), problem-solving (Bell & D'Zurilla, 2009), and acceptance (Hayes *et al.*, 1999). In contrast, maladaptive emotion regulation strategies include suppression (Gross, 1998; Wenzlaff & Wegner, 2000), avoidance (Hayes *et al.*, 1999, 2004), and rumination (Nolen-Hoeksema *et al.*, 2008; Watkins, 2008). Different emotion regulation strategies have been consistently linked to psychopathology, with rumination and avoidance robustly associated with depression (Aldao *et al.*, 2010). Developmentally, the capacity for emotion regulation may be conceptualized as a component of the attachment system that can be seriously affected by emotionally abusive parenting, leading to severe difficulties in understanding and controlling complex emotions (Riggs, 2010). A few studies have been conducted on depressed patients exploring the mediating role of emotion dysregulation on the association between early adverse stress and depression (Hopfinger *et al.*, 2016; Huh *et al.*, 2017; O'Mahen *et al.*, 2015; Schierholz *et al.*, 2016). Although these studies have used different measurements of emotion regulation – making comparisons problematic – they have consistently stressed the critical role of these strategies (Hopfinger *et al.*, 2016; Huh *et al.*, 2017; O'Mahen *et al.*, 2015; Schierholz *et al.*, 2016). A single study provided evidence for a specific association between childhood trauma, emotion dysregulation, and depression: behavioral avoidance mediated the association between emotional neglect and depression, while rumination partially mediated the association between emotional abuse and depression (O'Mahen *et al.*, 2015).

A hypothetical model

No empirical study has jointly explored the association between early adverse stress, the psychological mechanisms reviewed, and depression severity. We have built a simplified and hypothetical model grounded in the literature providing potential pathways for psychological mechanisms between early adverse stress and depression severity (Figure 1). Our hypothetical model proposes that the association between early adverse stress and depression severity would be fully mediated by attachment insecurity in adulthood – as an extension of attachment insecurity in

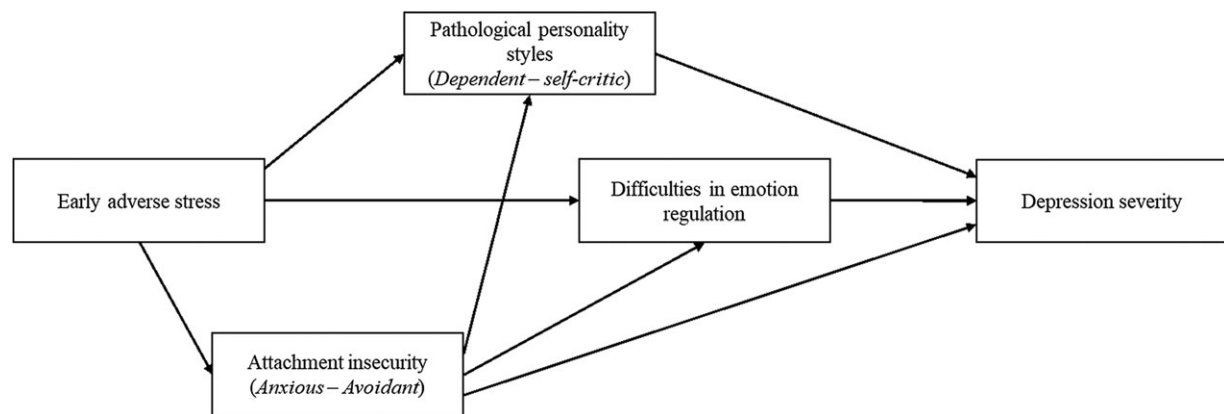


Figure 1. A simplified and hypothetical model for psychological mechanisms mediating the association between early adverse stress and depression severity.

childhood –, pathological personality styles, and difficulties in emotion regulation. Complementarily, pathological personality styles and difficulties in emotion regulation would partially mediate the association between attachment insecurity and depression severity. Finally, pathological personality styles and difficulties in emotion regulation would be directly associated with depression severity – that is, they would not be mediated by any other variable. Our study is a preliminary attempt at empirically testing this model in a sample of outpatients diagnosed with major depression. Owing to gaps in the literature, we were precluded from proposing more specific hypotheses a priori.

Material and methods

Our report presents cross-sectional, secondary analyses of the baseline data from a longitudinal study entitled *Profiles of depression and its relation to the therapeutic process*, grant number 11170561, awarded by the Chilean National Fund for Scientific and Technological Development. The reported data came from a private research and mental health care institution in Santiago, Chile – Psicomédica, Clinical & Research Group. Psicomédica offers mental health outpatient care for middle-income urban populations.

Procedures

In Psicomédica, adults aged 18 years or older with probable depression who seek mental health care undergo a comprehensive clinical diagnostic interview with a psychiatrist or senior psychiatry resident to confirm the presence of a major depressive episode, according to the ICD-10 (World Health Organization, 1992). We recruited a convenience sample of these patients. Those agreeing to participate in the study signed an informed consent form, ensuring their confidentiality and voluntary participation. We excluded patients consulting for primary substance abuse, psychotic symptoms, cognitive dysfunction, or eating disorder based on the initial diagnostic interview. Participants answered the Patient Health Questionnaire-9 item (PHQ-9) before beginning their first psychological consultation. The other instruments: Childhood Trauma Questionnaire-Short Form, (CTQ-SF), Experience in Close Relationships Scale (ECR), Depressive Experience Questionnaire (DEQ), and Difficulties in Emotion Regulation Scale (DERS) were completed by the participants at home and returned to the researchers at the beginning of the second psychological consultation. This study was approved by the

Alberto Hurtado University and Psicomédica research ethics committees.

Materials

Following a path analysis framework, we defined three variables: exogenous, endogenous mediators, and endogenous outcomes. In brief, exogenous variables do not depend on any other variables in the model, whereas endogenous models do depend on other variables included in the model (Hoyle, 2012). We detail their measurement and further manipulations in this section.

Exogenous variables

The exogenous variable in our primary analyses was the compounded exposure to early adverse stress, represented by the total score of the CTQ-SF (ranging from 25 to 125 points). The CTQ-SF is a 28-item self-report scale for the comprehensive and retrospective assessment of early adverse stress in adults and adolescents (Bernstein et al., 2003). It is based on the original and more extended version of the CTQ (Bernstein et al., 1994). The CTQ-SF comprises five subscales assessing emotional abuse, physical abuse, sexual abuse, emotional neglect, and physical neglect (Bernstein et al., 2003). Each subscale is represented by five items on a 5-point Likert-type scale, with responses ranging from “never” to “almost always” (Bernstein et al., 2003). The five subscales have cutoff scores for different levels of exposure to early adverse stress, ranging from none to severe. The 5-dimensional factor structure, reported by Bernstein et al., has been consistently replicated in other studies (Spinhoven et al., 2014), including its Chilean validation (Behn et al., 2020). Cronbach’s α coefficients for the subscales of the Chilean version of the CTQ-SF were: emotional abuse (.85), physical abuse (.87), sexual abuse (.93), emotional neglect (.79), and physical neglect (.41) (Behn et al., 2020).

In secondary analyses, we treated the five subscales of the CTQ-SF (emotional abuse, physical abuse, sexual abuse, emotional neglect, and physical neglect, with scores ranging from 5 to 25 points) as exogenous variables. These secondary exogenous variables were separately tested and allowed us to gain further preliminary insights into the hypothetical associations between early adverse stress, psychological mechanisms, and depression. The sex and age of participants were included as exogenous covariates in all the analyses.

Endogenous mediator variables

The endogenous mediators were the measures of attachment insecurity as per the ECR, the pathological personality styles assessed with the DEQ, and the general difficulties in emotion regulation according to the DERS. Given the complexity of our hypothetical model (Figure 1), some of these variables intervened between two other endogenous variables. For instance, pathological personality styles were proposed to partially mediate the association between attachment insecurity and general difficulties in emotion regulation.

The ECR assesses the attachment style of individuals in their romantic relationships through 36 items, providing a solution to the heterogeneous measures of adolescent and adult romantic attachment orientations (Brennan et al., 1998). In their large-scale validation study, Brennan et al., found two primary dimensions of insecure attachment: anxiety and avoidance (Brennan et al., 1998). The ECR 35 items are rated on a 7-point Likert-type scale, with responses ranging from “disagree strongly” to “agree strongly” (Brennan et al., 1998). The score for the ECR ranges from 35 to 245 points. The ECR has been used to measure adult attachment in Chilean samples, with reliability indexes of .84 for the anxiety scale and .83 for the avoidance scale (Guzmán & Contreras, 2012).

The DEQ is a 66-item self-report questionnaire focused on stable personality styles that would be determinant in the development of depression (Blatt et al., 1976). The original study of the DEQ yielded three orthogonal factors dependency, self-criticism, and efficacy (Blatt et al., 1976). Dependency and self-criticism are pathological personality styles, whereas efficacy reflects confidence regarding one self's resources and capabilities (Blatt et al., 1976). The dependence factor of the DEQ investigates items referring to external interpersonal relationships. It contains themes such as abandonment, loneliness, helplessness, desires for attachment, closeness, dependence, preoccupation with rejecting, harming, and offending others, and difficulties handling aggression due to fear of loss. The second factor, self-criticism, consists of items related to internal relationships. It reflects guilt, emptiness, hopelessness, dissatisfaction, insecurity, fear of failure in the face of very high expectations and standards, and lack of capacity to assume responsibilities. The DEQ items are rated on a 7-point Likert-type scale, with responses ranging from “strongly disagree” to “strongly agree.” The range score of the DEQ goes from 66 to 462 points. The calculation of the subscales includes all items, and what changes between scales is the weight each item receives. The higher the score, the higher the presence of the corresponding factor. We used the Chilean adaptation of the DEQ by Rost and Dagnino (2011), which showed good internal consistency indices ranging from .66 to .89.

The DERS is a 36-item self-report questionnaire derived from a multidimensional conceptualization of emotion regulation (Gratz & Roemer, 2004). The DERS measures the following interrelated dimensions in which difficulties in emotion regulation may occur: lack of awareness of emotional responses, lack of clarity of emotional responses, nonacceptance of emotional responses, limited access to emotion regulation strategies perceived as effective, difficulties controlling impulses when experiencing negative emotions, and difficulties engaging in goal-directed behaviors when experiencing negative emotions (Gratz & Roemer, 2004). The DERS items are scored on a 5-point scale ranging from 1 “almost never” to 5 “almost always,” with higher scores indicating greater difficulties in emotion regulation (Gratz &

Roemer, 2004). We used the Chilean adaptation of the DERS by Guzmán-González et al. (2014), which showed internal consistency indices ranging from 0.73 to 0.91. Keeping in mind the preliminary nature of our study, we did not analyze the six DERS subscales

Endogenous outcome variable

The endogenous outcome in our model was the severity of depressive symptoms assessed through the PHQ-9. The PHQ-9 is a widely employed nine-item questionnaire based on the DSM-IV, criteria for depressive episodes (Kroenke et al., 2001). Each item is scored on a 4-point Likert-type scale, where higher scores represent higher symptom duration. The PHQ-9 has the following severity classification: no depression (0 to 4 points), mild depression (5 to 9 points), moderate depression (10 to 14 points), moderately severe depression (15 to 19 points), and severe depression (20 or more points) (Kroenke et al., 2001). The validation study of the PHQ-9 found that a cutoff score of 10 points or more had a sensitivity and specificity of 88% for major depression (Kroenke et al., 2001). A Spanish version of this instrument has been validated in the Chilean primary care population (Baader et al., 2012).

Data analysis

We presented means and standard deviations (SD) for continuous variables and frequencies with percentages for categorical variables to describe our data. After data exploration, we noted a high proportion of missingness. Missing data ranged from 9.6% (sex) to 41.6% (the CTQ-SF subscale of emotional abuse). The extension of missingness made path analyses via the standard maximum likelihood estimation highly problematic. Such an estimation method would exclude an entire observation from calculations if a single value were missing (i.e., listwise deletion), being approximately unbiased under the untenable assumption of missing completely at random (Hoyle, 2012). Instead, we relied on the full-information maximum likelihood (FIML) method to use all the available data. The FIML method is based on the assumption of missing at random – where missingness may be related to any other variable (included or not in our model) – and multivariate normality (Hoyle, 2012).

After data exploration, we tested and confirmed the assumptions for our path model (Hoyle, 2012). The normality of residuals was checked through visual observation of quantile-normal plots, and linearity was verified by plotting standardized residuals against predictor variables. The variance inflation factor was computed to establish the absence of multicollinearity with a mean variance inflation factor of 1.73. Finally, we demonstrated the multivariate normality of the endogenous variables using the Doornik-Hansen test ($p > .1$).

The FIML method was implemented through the maximum likelihood with missing values estimation procedure. Estimations with FIML were compared for consistency with the standard method to add confidence to our findings. Fit indices were computed, and R^2 was calculated to measure explained variance in the endogenous variables. We report standardized coefficients for direct, indirect, and total effects with corresponding 95% bias-corrected confidence intervals calculated by bootstrap resampling with 200 repetitions. These analyses were assisted by Stata 16.0.

Results

Sample characteristics

The total sample size for the study was 178 patients. Patients had a mean age of 36.9 years ($SD = 13.7$, range 18 to 74 years), and most identified themselves as females (69.6%). The mean total score for the CTQ-SF was 50.0 points ($SD = 18.3$). As per the CTQ-SF subscales, exposure to severe emotional abuse was considerably reported in the sample (36.5%), compared to severe physical abuse, sexual abuse, and emotional neglect, each referred by around 17%. Severe forms of physical neglect were reported only by 7.6% of the patients. Regarding the assessment of attachment insecurity (ECR scores), the sample tended towards avoidant (4.2 points, $SD = 1.1$) than anxious attachment (3.2, $SD = 0.9$). As for pathological personality styles (DEQ scores), the sample presented more self-criticism (0.7 points, $SD = 0.9$) than dependency (-0.1, $SD = 0.9$). The evaluation of difficulties in emotion regulation yielded an overall score of 113.9 ($SD = 28.0$) in the DERS, consistent with greater emotion dysregulation observed in clinical samples (Bjureberg et al., 2016). Concerning the evaluation of depression severity, the mean PHQ-9 score was 17.8 ($SD = 5.9$) points. Nearly half of the patients were classified as severely depressed by the PHQ-9 (46.7%). Further details for the sample characteristics are reported in Table 1.

Testing of the hypothesized model

The results revealed that our hypothesized model tested no worse than a saturated model ($\chi^2(2) = 2.738$, $p = .254$). The root mean square error of approximation indicates a close-fitting model (root mean square error of approximation = .048, $p = .387$). The Tucker–Lewis and Comparative Fit indexes suggest a good overall fit to the data (Tucker–Lewis index = .955 and comparative fit index = 0.997, respectively).

In what follows, Table 2 depicts the detailed standardized effects (direct, indirect, and total) of the association between early adverse stress, the psychological mechanisms under study, and depression severity. We also provide a written description of the variance for each endogenous variable in the model (mediators and outcomes) and the statistically significant effects found. Finally, the statistically significant standardized direct effects from our model, after adjustment by sex and age, are summarized in Figure 2.

As for attachment insecurity, our model explained 10.2% and 3.7% of the variance in anxious and avoidant attachment, respectively. Early adverse stress was statistically significantly associated with anxious attachment ($\beta = 0.30$, 95% bias-corrected confidence interval 0.04 to 0.47) but not with avoidant attachment (direct effects only). In summary, early adverse stress directly influenced anxious attachment.

Regarding pathological personality styles, the variance explained in our model was 42.8% for self-criticism and 26.4% for dependence. The direct effects of early adverse stress ($\beta = 0.30$, 95% bias-corrected confidence interval 0.15 to 0.51), avoidant attachment ($\beta = 0.28$, 95% bias-corrected confidence interval 0.04 to 0.44), and anxious attachment ($\beta = 0.26$, 95% bias-corrected confidence interval 0.11 to 0.44) on self-criticism were statistically significant. There was a statistically significant indirect effect of early adverse stress on self-criticism ($\beta = 0.13$, 95% bias-corrected confidence interval 0.05 to 0.23). The avoidant attachment was the only variable with a statistically significant and direct association with dependency ($\beta = 0.43$, 95% bias-corrected confidence interval 0.28 to 0.61). In summary, the effect of early adverse stress on

Table 1. Study sample characteristics

Variables	Total ($n = 178$)
Age	36.9 (13.7)
Sex, female	112 (69.6)
Early adverse stress (CTQ-SF)	
Total score	50.0 (18.3)
Emotional abuse	13.5 (6.1)
Physical abuse	8.7 (4.6)
Sexual abuse	8.0 (4.9)
Emotional neglect	11.7 (5.3)
Physical neglect	7.8 (2.9)
Threshold score	1.6 (1.5)
Attachment insecurity (ECR)	
Avoidant attachment	4.2 (1.1)
Anxious attachment	3.2 (0.9)
Pathological personality styles (DEQ)	
Self-criticism	0.7 (0.9)
Dependency	-0.1 (0.9)
Difficulties in emotion regulation (DERS)	
Total score	114.0 (28.0)
Depression severity (PHQ-9)	
Minimal depression	1 (0.8)
Mild depression	14 (11.5)
Moderate depression	22 (18.0)
Moderately severe depression	28 (23.0)
Severe depression	57 (46.7)

Notes. Data are mean and standard deviation for age, PHQ-9 scores, and the following classes of variables: early adverse stress, attachment insecurity, pathological personality styles, and difficulties in emotion regulation. Data are frequency and percentages otherwise. Depression severity levels are based on the PHQ-9. Our threshold score for the CTQ-SF was derived from the five CTQ-SF subscales. In our threshold score, individuals are assigned a point per CTQ-SF subscale falling into moderate or severe levels of exposure to early adverse stress. SD: standard deviation; n: frequency; %: percentage; CTQ-SF: Childhood Trauma Questionnaire, Short Form; ECR: Experiences in Close Relationships; DEQ: Depressive Experience Questionnaire; DERS: Difficulties in Emotion Regulation Scale; PHQ-9: Patient Health Questionnaire-9 Items.

self-criticism was partially mediated by attachment insecurity (i.e., both avoidant and anxious attachment styles), whereas only avoidant attachment was associated with dependency.

Our model explained 60.2% of the variance in difficulties in emotion regulation. The direct effects of anxious attachment ($\beta = 0.26$, 95% bias-corrected confidence interval 0.08 to 0.43), self-criticism ($\beta = 0.45$, 95% bias-corrected confidence interval 0.31 to 0.65), and dependency ($\beta = 0.34$, 95% bias-corrected confidence interval 0.22 to 0.48) on difficulties in emotion regulation were statistically significant. Whereas early adverse stress ($\beta = 0.34$, 95% bias-corrected confidence interval 0.20 to 0.50) and avoidant attachment ($\beta = 0.27$, 95% bias-corrected confidence interval 0.16 to 0.39) had statistically significant indirect effects on difficulties in emotion regulation. In summary, anxious attachment and pathological personality styles (i.e., dependency and self-criticism) were directly associated with difficulties in emotion regulation. In contrast, these variables fully mediated the effects of early adverse stress and avoidant attachment on difficulties in emotion regulation.

Table 2. Standardized effects for the association between early adverse stress, psychological mechanisms, and depression severity ($N = 164$)

Pathways	Direct effect	Indirect effect	Total effect
<i>Effects on avoidant attachment</i>			
Early adverse stress	0.19 (−0.05, 0.34)	–	0.19 (−0.05, 0.34)
<i>Effects on anxious attachment</i>			
Early adverse stress	0.30 (0.04, 0.47)	–	0.30 (0.04, 0.47)
<i>Effects on self-criticism</i>			
Early adverse stress	0.30 (0.15, 0.51)	0.13 (0.05, 0.23)	0.43 (0.27, 0.65)
Avoidant attachment	0.28 (0.04, 0.44)	–	0.28 (0.04, 0.44)
Anxious attachment	0.26 (0.11, 0.44)	–	0.26 (0.11, 0.44)
<i>Effects on dependency</i>			
Early adverse stress	0.12 (−0.08, 0.30)	0.06 (−0.08, 0.17)	0.17 (0.02, 0.34)
Avoidant attachment	0.43 (0.28, 0.61)	–	0.43 (0.28, 0.61)
Anxious attachment	−0.09 (−0.28, 0.07)	–	−0.09 (−0.28, 0.07)
<i>Effects on difficulties in emotion regulation</i>			
Early adverse stress	0.04 (−0.15, 0.20)	0.34 (0.20, 0.50)	0.38 (0.19, 0.55)
Avoidant attachment	0.04 (−0.12, 0.19)	0.27 (0.16, 0.39)	0.31 (0.14, 0.46)
Anxious attachment	0.26 (0.08, 0.43)	0.09 (−0.02, 0.23)	0.35 (0.17, 0.57)
Self-criticism	0.45 (0.31, 0.65)	–	0.45 (0.31, 0.65)
Dependency	0.34 (0.22, 0.48)	–	0.34 (0.22, 0.48)
<i>Effects on depression severity</i>			
Early adverse stress	0.09 (−0.12, 0.25)	0.28 (0.15, 0.47)	0.37 (0.23, 0.58)
Avoidant attachment	−0.03 (−0.23, 0.14)	0.24 (0.07, 0.40)	0.21 (0.01, 0.38)
Anxious attachment	0.04 (−0.7, 0.21)	0.21 (0.09, 0.37)	0.25 (0.08, 0.41)
Self-criticism	0.19 (−0.07, 0.44)	0.22 (0.08, 0.43)	0.40 (0.21, 0.63)
Dependency	0.09 (−0.12, 0.28)	0.16 (0.08, 0.28)	0.25 (0.01, 0.44)
Difficulties in emotion regulation	0.48 (0.20, 0.77)	–	0.48 (0.20, 0.77)

Notes. Data are standardized coefficients and their 95% bias-corrected confidence intervals. Model adjusted by sex and age (exogenous covariates). Statistically significant standardized effects are printed in bold. Early adverse stress was measured with the Childhood Trauma Questionnaire, Short Form. Avoidant and anxious attachment (attachment insecurity) were assessed with the Experiences in Close Relationships scale. Self-criticism and dependency (pathological personality styles) were evaluated with the Depressive Experience Questionnaire. Difficulties in emotion regulation were measured with the Difficulties in Emotion Regulation Scale. Depression severity was assessed with the Patient Health Questionnaire-9 Items.

Finally, the variance explained in our model was 47.2% for depression severity. The only variable having a statistically significant direct effect on the severity of depressive symptoms was difficulties in emotion regulation ($\beta = 0.48$, 95% bias-corrected confidence interval 0.20 to 0.77). The indirect effects of early adverse stress ($\beta = 0.28$, 95% bias-corrected confidence interval 0.15 to 0.47), avoidant attachment ($\beta = 0.24$, 95% bias-corrected confidence interval 0.07 to 0.40), anxious attachment ($\beta = 0.21$, 95% bias-corrected confidence interval 0.09 to 0.37), self-criticism ($\beta = 0.22$, 95% bias-corrected confidence interval 0.08 to 0.43), and dependency ($\beta = 0.16$, 95% bias-corrected confidence interval 0.08 to 0.28) on depression severity, were statistically significant. In summary, difficulties in emotion regulation directly influenced depression severity, fully mediating the effects of early adverse stress, attachment insecurity, and pathological personality styles.

Standardized coefficients computed through the standard method were consistent with the estimations produced by the FIML method with overlapping 95% bias-corrected confidence intervals. The fit indices for our model and the comparison between estimation methods add confidence to the findings.

Discussion

In our pilot, cross-sectional and retrospective exploration of a sample of outpatients with major depression, we found that anxious attachment in adulthood and self-criticism mediated the association between early adverse stress and depression severity through their effects on difficulties in emotion regulation. In contrast, early adverse stress was not associated with avoidant attachment in adulthood or dependency, although the latter variables were indirectly associated with depression severity. We observed that difficulties in emotion regulation might play a pivotal role in explaining the severity of depressive symptoms, mediating the effects of all the preceding variables (including early adverse stress) and being the exclusive variable directly affecting depression severity.

Our results are preliminary but coherent with previous studies highlighting the relevance of anxious attachment in adulthood as a mediator for the association between early adverse stress and depression severity (Caldwell *et al.*, 2011; Widom *et al.*, 2018). Abusive and neglectful parenting contributes to developing negative representations of the self (Hankin, 2005; Riggs, 2010).

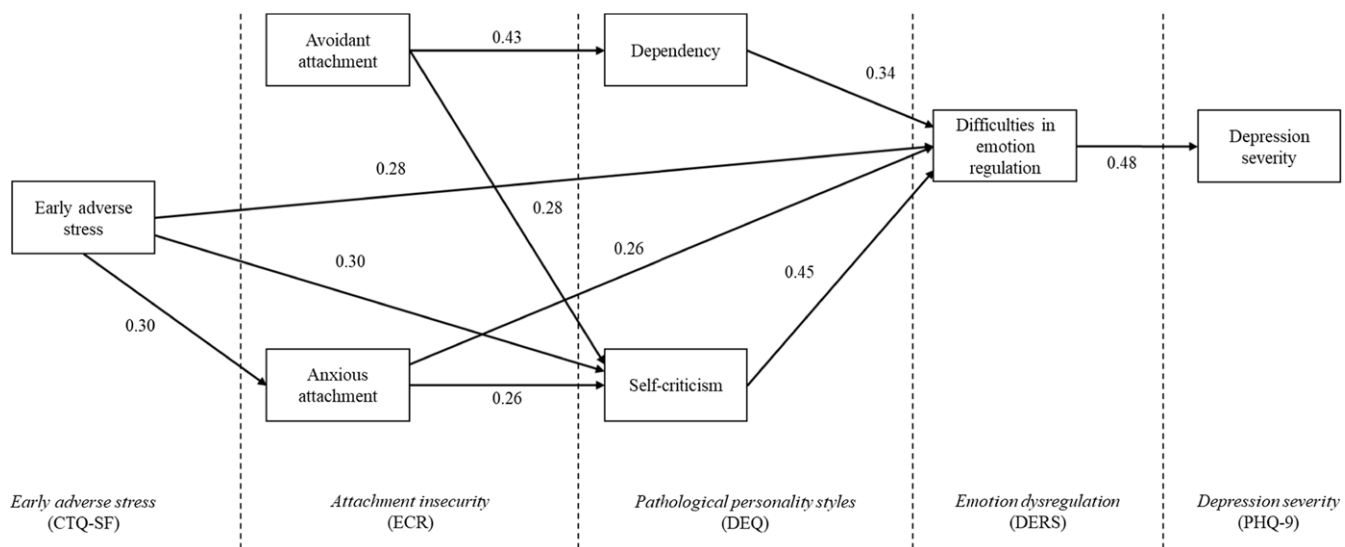


Figure 2. Direct effects for early adverse stress and psychological mechanisms associated with depression severity. *Notes.* Data presented are statistically significant standardized direct effects based on 95% bias-corrected confidence intervals. Model adjusted by sex and age (exogenous covariates). Early adverse stress was measured with the Childhood Trauma Questionnaire, Short Form. Avoidance and anxiety (attachment insecurity) were assessed with the Experiences in Close Relationships scale. Self-criticism and dependency (pathological personality styles) were evaluated with the Depressive Experience Questionnaire. Difficulties in emotion regulation were measured with the Difficulties in Emotion Regulation Scale. Depression severity was assessed with the Patient Health Questionnaire-9 Items.

These negative internal working models (e.g., feelings of unworthiness) are typical in individuals with anxious attachment in adulthood (Caldwell et al., 2011), who also suffer from cognitive rumination and intense negative affect (Caldwell et al., 2011; Caldwell & Shaver, 2012; Mikulincer et al., 2003; Riggs, 2010), predisposing them to depression. Some of the characteristics of adults with anxious attachment, such as exaggerated emotions, dependency, and excessive care-seeking (Riggs, 2010), may expose them to future adverse life events, furthering their risk of elevated depressive symptoms (Hankin, 2005).

We could replicate a consistently observed finding: that self-criticism mediates the association between childhood maltreatment and psychopathology (specifically, internalizing symptoms and suicide-related behaviors) (Falgares et al., 2018; Sachs-Ericsson et al., 2006). Experiences of hostility, humiliation, and rejection in parenting are a prominent risk factor for the development of a self-critical stance, as these maladaptive parenting behaviors directly provide children with negative representations of themselves (Campos et al., 2013; Falgares et al., 2018; Lassri & Shahar, 2012; Sachs-Ericsson et al., 2006). In turn, the core features of self-criticism, such as feelings of worthlessness, guilt, and a sense of failure (Blatt, 1974, 2004), related to maladaptive beliefs of the self, others, and the world, are serious risk factors for depression (Phillips et al., 2010). Interestingly, some studies mentioned above have found that depressive symptoms directly mediate the relationship between self-criticism and suicide-related behaviors (Campos et al., 2013). The shared negative internal working models would explain the linkages between anxious attachment and self-criticism reported in our study (Blatt, 1974, 2004; Riggs, 2010).

The relevance of difficulties in emotion regulation as a critical psychological mechanism in the association of early adverse stress and depression severity is backed by a substantive body of empirical studies (Crow et al., 2014; Hopfinger et al., 2016; Huh et al., 2017; O'Mahen et al., 2015; Raes & Hermans, 2008; Schierholz et al., 2016; Spasojević & Alloy, 2002). Emotional abuse

has been linked to the development of difficulties in emotion regulation, explicitly contributing to rumination and avoidance (Crow et al., 2014; Hopfinger et al., 2016; O'Mahen et al., 2015; Raes & Hermans, 2008; Spasojević & Alloy, 2002), which seem to play a central role in the etiology, maintenance, and severity of depression (Aldao et al., 2010; Visted et al., 2018). Therefore, conceptualizing difficulties in emotion regulation as a proximal risk factor for depression severity or a fundamental feature of the depressive experience could explain its role as a pivotal mediator among all the psychological mechanisms studied.

Developmentally, adopting maladaptive emotion regulation strategies can be traced back to early adverse stress. Abusive parental behaviors elicit prolonged and dysregulated activation of the fight-or-flight mechanism; in turn, the resulting chronic arousal severely impairs children's ability to experience and effectively regulate emotions consciously (Davies et al., 2006; Riggs, 2010). As a long-term consequence of child abuse and neglect, a limited sense of mastery or an environment perceived as threatening, with its accompanying intense negative emotions, might force individuals to retreat into nonconstructive and negative pondering (i.e., rumination) or to show an active unwillingness toward psychological experiences (i.e., avoidance) (Hopfinger et al., 2016; Huh et al., 2017; Raes & Hermans, 2008; Spasojević & Alloy, 2002). The compounded action of maladaptive beliefs and difficulties in emotion regulation might contribute to a vicious cycle that furthers the risk of higher symptoms of depression (Huh et al., 2017).

Although some studies conferred a role to adult avoidant attachment in the association between early adverse stress and more severe depression (Schierholz et al., 2016), our study did not align with these findings. Caldwell et al. (2011) stress that avoidant attachment, in contrast to anxious attachment, is not constituted by negative representations of the self or by consciously experiencing intense negative affect, offering a plausible reason for this null finding. Complementarily, we could not find the developmental linkages between adult avoidant attachment and

self-criticism suggested in the literature (Blatt & Homann, 1992; Reis & Grenyer, 2002; Zuroff & Fitzpatrick, 1995). On the contrary, we evidenced an association between anxious attachment and self-criticism, most likely tied to intense feelings of worthlessness common to attachment and personality styles (Blatt, 1974, 2004; Riggs, 2010).

Among the limitations of our study is the small sample size; such limitation decreases statistical power and the chances of detecting a true effect. Furthermore, testing a causal model with a cross-sectional design using retrospective measurements is a significant weakness in our study. Along the same line, using self-report instruments in conjunction with retrospective data collection may be susceptible to recall bias. However, we believe that our pilot study can serve as a proof of concept for future prospective studies. We are confident in the interim usefulness of our results because they were robust to different estimation methods, are theoretically plausible, and are consistent with the empirical literature.

We are not aware of another study that has simultaneously incorporated the variables considered in our pilot exploration. The integrative model we have proposed and empirically evaluated may extend the knowledge about the psychological mechanisms leading to more severe depression in adults exposed to early adverse stress. Our focus on severely depressed outpatients may increase the clinical relevance of our findings for this complex to treat population and promote the development of psychological interventions focused on early adverse stress (Gloger, Martínez et al., 2021). Notably, the central role of difficulties in emotional regulation should be considered in clinical practice with depressed adults exposed to early adverse stress.

Future studies should consider longitudinal designs with adequate sample sizes and evaluate the specific contribution of different types of early adverse stress and facets of emotional regulation difficulties. Other relevant mediators, both psychological and biological, should be incorporated to contribute to the development of psychological, pharmacological, and combined interventions. Forthcoming studies may expand our findings to other populations.

Data availability statement. The data that support the findings of this study are available from the corresponding author upon reasonable request.

Acknowledgements. The authors would like to thank Psicomédica, Clinical & Research Group's administrative personnel, health providers, and patients.

Funding statement. Pablo Martínez and Paula Dagnino received support from the ANID – Millennium Science Initiative Program/Millennium Institute for Research on Depression and Personality-MIDAP ICS13_005. Additionally, Pablo Martínez was supported by the ANID – Millennium Science Initiative Program – NCS17_035. Paula Dagnino also received support from ANID/CONICYT Project No. 11170561. The supporting institutions had no role in the design and conduct of the study; analysis and interpretation of the data; or decision to submit the manuscript for publication.

Competing interests. None.

References

Afifi, T. O., Enns, M. W., Cox, B. J., Asmundson, G. J. G., Stein, M. B., & Sareen, J. (2008). Population attributable fractions of psychiatric disorders and suicide ideation and attempts associated with adverse childhood experiences. *American Journal of Public Health*, 98(5), 946–952. <https://doi.org/10.2105/AJPH.2007.120253>

- Aldao, A., Nolen-Hoeksema, S., & Schweizer, S. (2010). Emotion-regulation strategies across psychopathology: A meta-analytic review. *Clinical Psychology Review*, 30(2), 217–237. <https://doi.org/10.1016/j.cpr.2009.11.004>
- Baader M, T., Molina F, Jé L., Venezian B, S., Rojas C, C., Farias S, R., Fierro-Freixenet, C., Backenstrass, M., Mundt, C. (2012). Validación y utilidad de la encuesta PHQ-9 (Patient Health Questionnaire) en el diagnóstico de depresión en pacientes usuarios de atención primaria en Chile. *Revista Chilena de Neuro-Psiquiatría*, 50(1), 10–22. <https://doi.org/10.4067/S0717-92272012000100002>
- Behn, A., Vöhringer, P. A., Martínez, P., Domínguez, A. P., González, A., Carrasco, M. I., Gloger, S., Behn, A., Vöhringer, P. A., Martínez, P., Domínguez, A. P., González, A., Carrasco, M. I., Gloger, S. (2020). Validación de la versión en español del Childhood Trauma Questionnaire-Short Form en Chile, en una muestra de pacientes con depresión clínica. *Revista Médica de Chile*, 148(3), 336–343. <https://doi.org/10.4067/S0034-98872020000300336>
- Bell, A. C., & D'Zurilla, T. J. (2009). Problem-solving therapy for depression: A meta-analysis. *Clinical Psychology Review*, 29(4), 348–353. <https://doi.org/10.1016/j.cpr.2009.02.003>
- Bellis, M. A., Hughes, K., Ford, K., Ramos Rodriguez, G., Sethi, D., & Passmore, J. (2019). Life course health consequences and associated annual costs of adverse childhood experiences across Europe and North America: A systematic review and meta-analysis. *The Lancet. Public Health*, 4(10), e517–e528. [https://doi.org/10.1016/S2468-2667\(19\)30145-8](https://doi.org/10.1016/S2468-2667(19)30145-8)
- Bernstein, D. P., Fink, L., Handelsman, L., Foote, J., Lovejoy, M., Wenzel, K., Sapareto, E., & Ruggiero, J. (1994). Initial reliability and validity of a new retrospective measure of child abuse and neglect. *The American Journal of Psychiatry*, 151(8), 1132–1136. <https://doi.org/10.1176/ajp.151.8.1132>
- Bernstein, D. P., Stein, J. A., Newcomb, M. D., Walker, E., Pogge, D., Ahluvalia, T., Stokes, J., Handelsman, L., Medrano, M., Desmond, D., Zule, W. (2003). Development and validation of a brief screening version of the Childhood Trauma Questionnaire. *Child Abuse & Neglect*, 27(2), 169–190. [https://doi.org/10.1016/s0145-2134\(02\)00541-0](https://doi.org/10.1016/s0145-2134(02)00541-0)
- Bjureberg, J., Ljótsson, B., Tull, M. T., Hedman, E., Sahlin, H., Lundh, L.-G., Bjärehed, J., DiLillo, D., Messman-Moore, T., Gumpert, C. H., Gratz, K. L. (2016). Development and validation of a brief version of the difficulties in emotion regulation scale: The DERS-16. *Journal of Psychopathology and Behavioral Assessment*, 38(2), 284–296. <https://doi.org/10.1007/s10862-015-9514-x>
- Blatt, S. J. (1974). Levels of object representation in anaclitic and introjective depression. *The Psychoanalytic Study of the Child*, 29(1), 107–157. <https://doi.org/10.1080/00797308.1974.11822616>
- Blatt, S. J. (2004). *Experiences of depression: Theoretical, clinical, and research perspectives* (pp. xiii, 359). American Psychological Association, <https://doi.org/10.1037/10749-000>
- Blatt, S. J. (2008). *Polarities of experience: Relatedness and self-definition in personality development, psychopathology, and the therapeutic process* (pp. xvi, 404). American Psychological Association, <https://doi.org/10.1037/11749-000>
- Blatt, S. J., D'Afflitti, J. P., & Quinlan, D. M. (1976). Experiences of depression in normal young adults. *Journal of Abnormal Psychology*, 85(4), 383–389. <https://doi.org/10.1037//0021-843x.85.4.383>
- Blatt, S. J., & Homann, E. (1992). Parent-child interaction in the etiology of dependent and self-critical depression. *Clinical Psychology Review*, 12(1), 47–91. [https://doi.org/10.1016/0272-7358\(92\)90091-L](https://doi.org/10.1016/0272-7358(92)90091-L)
- Bowlby, J. (1980). Attachment and loss: Volume III: Loss, sadness and depression. In *Attachment and loss: Volume III: Loss, sadness and depression* (pp. 1–462). London: The Hogarth Press and the Institute of Psycho-analysis
- Brennan, K. A., Clark, C. L., & Shaver, P. R. (1998). Self-report measurement of adult attachment: An integrative overview. In *Attachment theory and close relationships* (pp. 46–76). The Guilford Press.
- Caldwell, J. G., & Shaver, P. R. (2012). Exploring the cognitive-emotional pathways between adult attachment and ego-resiliency. *Individual Differences Research*, 10(3), 141–152.
- Caldwell, J. G., Shaver, P. R., Li, C.-S., & Minzenberg, M. J. (2011). Childhood maltreatment, adult attachment, and depression as predictors of parental self-efficacy in at-risk mothers. *Journal of Aggression, Maltreatment & Trauma*, 20(6), 595–616. <https://doi.org/10.1080/10926771.2011.595763>

- Campos, R. C., Besser, A., & Blatt, S. J. (2013). Recollections of parental rejection, self-criticism and depression in suicidality. *Archives of Suicide Research: Official Journal of the International Academy for Suicide Research*, 17(1), 58–74. <https://doi.org/10.1080/13811118.2013.748416>
- Cicchetti, D., & Toth, S. L. (2005). Child maltreatment. *Annual Review of Clinical Psychology*, 1(1), 409–438. <https://doi.org/10.1146/annurev.clinpsy.1.102803.144029>
- Crow, T., Cross, D., Powers, A., & Bradley, B. (2014). Emotion dysregulation as a mediator between childhood emotional abuse and current depression in a low-income African-American sample. *Child Abuse & Neglect*, 38(10), 1590–1598. <https://doi.org/10.1016/j.chiabu.2014.05.015>
- Cuijpers, P., Stringaris, A., & Wolpert, M. (2020). Treatment outcomes for depression: Challenges and opportunities. *The Lancet Psychiatry*, 7(11), 925–927. [https://doi.org/10.1016/S2215-0366\(20\)30036-5](https://doi.org/10.1016/S2215-0366(20)30036-5)
- Dagnino, P., Pérez, C., Gómez, A., Gloger, S., & Krause, M. (2017). Depression and attachment: How do personality styles and social support influence this relation? *Research in Psychotherapy: Psychopathology, Process, and Outcome*, 20(1), 237. <https://doi.org/10.4081/ripppo.2017.237>
- Dagnino, P., Ugarte, M. J., Morales, F., González, S., Saralegui, D., & Ehrental, J. C. (2020). Risk factors for adult depression: Adverse childhood experiences and personality functioning. *Frontiers in Psychology*, 11, 594698. <https://doi.org/10.3389/fpsyg.2020.594698>
- Davies, P. T., Winter, M. A., & Cicchetti, D. (2006). The implications of emotional security theory for understanding and treating childhood psychopathology. *Development and Psychopathology*, 18(3), 707–735. <https://doi.org/10.1017/S0954579406060354>
- Deschênes, S. S., Burns, R. J., & Schmitz, N. (2015). Associations between depression, chronic physical health conditions, and disability in a community sample: A focus on the persistence of depression. *Journal of Affective Disorders*, 179, 6–13. <https://doi.org/10.1016/j.jad.2015.03.020>
- Dube, S. R., Anda, R. F., Felitti, V. J., Chapman, D. P., Williamson, D. F., & Giles, W. H. (2001). Childhood abuse, household dysfunction, and the risk of attempted suicide throughout the life span: Findings from the Adverse Childhood Experiences Study. *JAMA*, 286(24), Article–24. <https://doi.org/10.1001/jama.286.24.3089>
- Falgares, G., Marchetti, D., Manna, G., Musso, P., Oasi, O., Kopala-Sibley, D. C., De Santis, S., & Verrocchio, M. C. (2018). Childhood maltreatment, pathological personality dimensions, and suicide risk in young adults. *Frontiers in Psychology*, 9, 806. <https://doi.org/10.3389/fpsyg.2018.00806>
- Felitti, V. J., Anda, R. F., Nordenberg, D., Williamson, D. F., Spitz, A. M., Edwards, V., Koss, M. P., & Marks, J. S. (1998). Relationship of childhood abuse and household dysfunction to many of the leading causes of death in adults. The Adverse Childhood Experiences (ACE) Study. *American Journal of Preventive Medicine*, 14(4), Article–4. [https://doi.org/10.1016/s0749-3797\(98\)00017-8](https://doi.org/10.1016/s0749-3797(98)00017-8)
- Gaudiano, B. A., & Zimmerman, M. (2010). The relationship between childhood trauma history and the psychotic subtype of major depression. *Acta Psychiatrica Scandinavica*, 121(6), Article–6. <https://doi.org/10.1111/j.1600-0447.2009.01477.x>
- Gloger, S., Martínez, P., Behn, A., Chacón, M. V., Cottin, M., Díez de Medina, D., & Vöhringer, P. A. (2021). Population-attributable risk of adverse childhood experiences for high suicide risk, psychiatric admissions, and recurrent depression, in depressed outpatients. *European Journal of Psychotraumatology*, 12(1). <https://doi.org/10.1080/2008198.2021.1874600>
- Gloger, S., Vöhringer, P. A., Martínez, P., Chacón, M. V., Cáceres, C., Díez de Medina, D., Cottin, M., & Behn, A. (2021). The contribution of early adverse stress to complex and severe depression in depressed outpatients. *Depression and Anxiety*, 38(4), Article–4. <https://doi.org/10.1002/da.23144>
- Gratz, K. L., & Roemer, L. (2004). Multidimensional assessment of emotion regulation and dysregulation: Development, factor structure, and initial validation of the difficulties in emotion regulation scale. *Journal of Psychopathology and Behavioral Assessment*, 26(1), 41–54. <https://doi.org/10.1023/B:JOBA.0000007455.08539.94>
- Gross, J. J. (1998). The emerging field of emotion regulation: An integrative review. *Review of General Psychology*, 2(3), 271–299. <https://doi.org/10.1037/1089-2680.2.3.271>
- Guzmán, M., & Contreras, P. (2012). Estilos de Apego en Relaciones de Pareja y su Asociación con la Satisfacción Marital. *Psykhé (Santiago)*, 21(1), 69–82. <https://doi.org/10.4067/S0718-22282012000100005>
- Guzmán-González, Mónica, Trabucco, C., Urzúa M, A., Garrido, L., Leiva, Jé (2014). Validez y confiabilidad de la versión adaptada al español de la escala de dificultades de regulación emocional (DERS-E) en población Chilena. *Terapia Psicológica*, 32(1), 19–29. <https://doi.org/10.4067/S0718-48082014000100002>
- Hankin, B. L. (2005). Childhood maltreatment and psychopathology: Prospective tests of attachment, cognitive vulnerability, and stress as mediating processes. *Cognitive Therapy and Research*, 29(6), 645–671. <https://doi.org/10.1007/s10608-005-9631-z>
- Hardeveld, F., Spijker, J., De Graaf, R., Nolen, W. A., & Beekman, A. T. F. (2010). Prevalence and predictors of recurrence of major depressive disorder in the adult population. *Acta Psychiatrica Scandinavica*, 122(3), 184–191. <https://doi.org/10.1111/j.1600-0447.2009.01519.x>
- Hasin, D. S., Sarvet, A. L., Meyers, J. L., Saha, T. D., Ruan, W. J., Stohl, M., & Grant, B. F. (2018). Epidemiology of adult DSM-5 major depressive disorder and its specifiers in the United States. *JAMA Psychiatry*, 75(4), 336–346. <https://doi.org/10.1001/jamapsychiatry.2017.4602>
- Hayes, S. C., Strosahl, K. D., & Wilson, K. G. (1999). *Acceptance and commitment therapy: An experiential approach to behavior change* (pp. xvi, 304), Guilford Press.
- Hayes, S. C., Strosahl, K., Wilson, K. G., Bissett, R. T., Pistorello, J., Toarmino, D., Polusny, M. A., Dykstra, T. A., Batten, S. V., Bergan, J., Stewart, S. H., Zvolensky, M. J., Eifert, G. H., Bond, F. W., Forsyth, J. P., Karekla, M., McCurry, S. M. (2004). Measuring experiential avoidance: A preliminary test of a working model. *The Psychological Record*, 54(4), 553–578. <https://doi.org/10.1007/BF03395492>
- Hopfinger, L., Berking, M., Bockting, C. L. H., & Ebert, D. D. (2016). Emotion regulation mediates the effect of childhood trauma on depression. *Journal of Affective Disorders*, 198, 189–197. <https://doi.org/10.1016/j.jad.2016.03.050>
- Hoyle, R. H. (2012). *Handbook of structural equation modeling*. Guilford Press.
- Huh, H. J., Kim, K. H., Lee, H.-K., & Chae, J.-H. (2017). The relationship between childhood trauma and the severity of adulthood depression and anxiety symptoms in a clinical sample: The mediating role of cognitive emotion regulation strategies. *Journal of Affective Disorders*, 213, 44–50. <https://doi.org/10.1016/j.jad.2017.02.009>
- Jansen, L., van Schijndel, M., van Waarde, J., & van Busschbach, J. (2018). Health-economic outcomes in hospital patients with medical-psychiatric comorbidity: A systematic review and meta-analysis. *PloS One*, 13(3), e0194029. <https://doi.org/10.1371/journal.pone.0194029>
- Kroenke, K., Spitzer, R. L., & Williams, J. B. (2001). The PHQ-9: Validity of a brief depression severity measure. *Journal of General Internal Medicine*, 16(9), 606–613. <https://doi.org/10.1046/j.1525-1497.2001.016009606.x>
- Lassri, D., & Shahar, G. (2012). Self-criticism mediates the link between childhood emotional maltreatment and young adults' romantic relationships. *Journal of Social and Clinical Psychology*, 31(3), 289–311. <https://doi.org/10.1521/jscp.2012.31.3.289>
- Li, M., D'Arcy, C., & Meng, X. (2016). Maltreatment in childhood substantially increases the risk of adult depression and anxiety in prospective cohort studies: Systematic review, meta-analysis, and proportional attributable fractions. *Psychological Medicine*, 46(4), 717–730. <https://doi.org/10.1017/S0033291715002743>
- Lippard, E. T. C., & Nemeroff, C. B. (2020). The devastating clinical consequences of child abuse and neglect: Increased disease vulnerability and poor treatment response in mood disorders. *The American Journal of Psychiatry*, 177(1), 20–36. <https://doi.org/10.1176/appi.ajp.2019.19010020>
- Martínez, P., Gloger, S., Díez de Medina, D., González, A., Carrasco, M. I., Schilling, S., & Vöhringer, P. A. (2021). Early adverse stress and depressive and bipolar disorders: A systematic review and meta-analysis of treatment interventions. *Frontiers in Psychiatry*, 12, 650706. <https://doi.org/10.3389/fpsyg.2021.650706>

- Martínez, P., Gloger, S., Díez de Medina, D., González, A., Carrasco, M. I., & Vöhringer, P. A. (2021). [Systematic review of treatment alternatives for depressed adults with early adverse stress]. *Revista Médica de Chile*, 149(10). <http://www.revistamedicadechile.cl/ojs/index.php/rmedica/article/view/9339>
- Merrick, M. T. (2019). Vital signs: Estimated proportion of adult health problems attributable to adverse childhood experiences and implications for prevention — 25 states, 2015–2017. *MMWR. Morbidity and Mortality Weekly Report*, 68(44), 999–1005. <https://doi.org/10.15585/mmwr.mm6844e1>
- Mikulincer, M., Shaver, P. R., & Pereg, D. (2003). Attachment theory and affect regulation: The dynamics, development, and cognitive consequences of attachment-related strategies. *Motivation and Emotion*, 27(2), 77–102. <https://doi.org/10.1023/A:1024515519160>
- Nanni, V., Uher, R., & Danese, A. (2012). Childhood maltreatment predicts unfavorable course of illness and treatment outcome in depression: A meta-analysis. *American Journal of Psychiatry*, 169(2), 141–151. <https://doi.org/10.1176/appi.ajp.2011.11020335>
- Nelson, J., Klumparendt, A., Doebler, P., & Ehring, T. (2017). Childhood maltreatment and characteristics of adult depression: Meta-analysis. *The British Journal of Psychiatry: The Journal of Mental Science*, 210(2), 96–104. <https://doi.org/10.1192/bjp.bp.115.180752>
- Newton-Howes, G., Tyrer, P., & Johnson, T. (2006). Personality disorder and the outcome of depression: Meta-analysis of published studies. *The British Journal of Psychiatry: The Journal of Mental Science*, 188(1), 13–20. <https://doi.org/10.1192/bjp.188.1.13>
- Nolen-Hoeksema, S., Wisco, B. E., & Lyubomirsky, S. (2008). Rethinking rumination. *Perspectives on Psychological Science*, 3(5), 400–424. <https://doi.org/10.1111/j.1745-6924.2008.00088.x>
- O'Mahen, H. A., Karl, A., Moberly, N., & Fedock, G. (2015). The association between childhood maltreatment and emotion regulation: Two different mechanisms contributing to depression? *Journal of Affective Disorders*, 174, 287–295. <https://doi.org/10.1016/j.jad.2014.11.028>
- Phillips, W. J., Hine, D. W., & Thorsteinsson, E. B. (2010). Implicit cognition and depression: A meta-analysis. *Clinical Psychology Review*, 30(6), 691–709. <https://doi.org/10.1016/j.cpr.2010.05.002>
- Raes, F., & Hermans, D. (2008). On the mediating role of subtypes of rumination in the relationship between childhood emotional abuse and depressed mood: Brooding versus reflection. *Depression and Anxiety*, 25(12), 1067–1070. <https://doi.org/10.1002/da.20447>
- Reis, S., & Grenyer, B. F. S. (2002). Pathways to anaclitic and introjective depression. *Psychology and Psychotherapy*, 75(Pt 4), 445–459. <https://doi.org/10.1348/147608302321151934>
- Riggs, S. A. (2010). Childhood emotional abuse and the attachment system across the life cycle: What theory and research tell us. *Journal of Aggression, Maltreatment & Trauma*, 19(1), 5–51. <https://doi.org/10.1080/109267709.03475968>
- Rost, R., & Dagnino, P. (2011). Traducción a Chile del Depressive Experience Questionnaire (DEQ). In *Manuscrito no publicado*, pontificia universidad catolica de Chile, Santiago, Chile
- Sachs-Ericsson, N., Verona, E., Joiner, T., & Preacher, K. J. (2006). Parental verbal abuse and the mediating role of self-criticism in adult internalizing disorders. *Journal of Affective Disorders*, 93(1–3), 71–78. <https://doi.org/10.1016/j.jad.2006.02.014>
- Schierholz, A., Krüger, A., Barenbrügge, J., & Ehring, T. (2016). What mediates the link between childhood maltreatment and depression? The role of emotion dysregulation, attachment, and attributional style. *European Journal of Psychotraumatology*, 7(1), 32652. <https://doi.org/10.3402/ejpt.v7.32652>
- Spasojević, J., & Alloy, L. B. (2002). Who becomes a depressive ruminator? Developmental antecedents of ruminative response style. *Journal of Cognitive Psychotherapy*, 16(4), 405–419. <https://doi.org/10.1891/088983902780935713>
- Spinhoven, P., Penninx, B. W., Hickendorff, M., van Hemert, A. M., Bernstein, D. P., & Elzinga, B. M. (2014). Childhood Trauma Questionnaire: Factor structure, measurement invariance, and validity across emotional disorders. *Psychological Assessment*, 26(3), 717–729. <https://doi.org/10.1037/pas0000002>
- Sroufe, L. A. (1979). The coherence of individual development: Early care, attachment, and subsequent developmental issues. *American Psychologist*, 34(10), 834–841. <https://doi.org/10.1037/0003-066X.34.10.834>
- Vigo, D., Thornicroft, G., & Atun, R. (2016). Estimating the true global burden of mental illness. *The Lancet. Psychiatry*, 3(2), 171–178. [https://doi.org/10.1016/S2215-0366\(15\)00505-2](https://doi.org/10.1016/S2215-0366(15)00505-2)
- Visted, E., Vollestad, J., Nielsen, M. B., & Schanche, E. (2018). Emotion regulation in current and remitted depression: A systematic review and meta-analysis. *Frontiers in Psychology*, 9, 756.
- Waehrer, G. M., Miller, T. R., Marques, S. C. S., Oh, D. L., & Harris, N. B. (2020). Disease burden of adverse childhood experiences across 14 states. *PLoS One*, 15(1), e0226134. <https://doi.org/10.1371/journal.pone.0226134>
- Walker, E. R., McGee, R. E., & Druss, B. G. (2015). Mortality in mental disorders and global disease burden implications: A systematic review and meta-analysis. *JAMA Psychiatry*, 72(4), 334–341. <https://doi.org/10.1001/jamapsychiatry.2014.2502>
- Watkins, E. R. (2008). Constructive and unconstructive repetitive thought. *Psychological Bulletin*, 134(2), 163–206. <https://doi.org/10.1037/0033-2909.134.2.163>
- Wenzlaff, R. M., & Wegner, D. M. (2000). Thought suppression. *Annual Review of Psychology*, 51(1), 59–91. <https://doi.org/10.1146/annurev.psych.51.1.59>
- Widom, C. S., Czaja, S. J., Kozakowski, S. S., & Chauhan, P. (2018). Does adult attachment style mediate the relationship between childhood maltreatment and mental and physical health outcomes? *Child Abuse & Neglect*, 76, 533–545. <https://doi.org/10.1016/j.chiabu.2017.05.002>
- Withers, A. C., Tarasoff, J. M., & Stewart, J. W. (2013). Is depression with atypical features associated with trauma history? *The Journal of Clinical Psychiatry*, 74(5), 500–506. <https://doi.org/10.4088/JCP.12m07870>
- World Health Organization (1992). *The ICD-10 classification of mental and behavioural disorders: Clinical descriptions and diagnostic guidelines*. World Health Organization.
- World Health Organization (2017). *Depression and other common mental disorders: Global health estimates*. World Health Organization.
- Zuroff, D. C., & Fitzpatrick, D. K. (1995). Depressive personality styles: Implications for adult attachment. *Personality and Individual Differences*, 18(2), 253–265. [https://doi.org/10.1016/0191-8869\(94\)00136-G](https://doi.org/10.1016/0191-8869(94)00136-G)