

The Journal of Laryngology and Otology

EDITED BY
WALTER HOWARTH

WITH THE ASSISTANCE OF
W. M. MOLLISON

Contents

THE PRINCIPLES OF MODERN FRONTO-ETHMOIDAL
OPERATIONS AND THE SUBPERIOSTEAL METHOD .

I. E. MATIS

CLINICAL RECORD—

MOVING PICTURES OF THE LARYNX WITH A
TELEPHOTO LENS

G. EDWARD TREMBLE

SOCIETIES' PROCEEDINGS—

ROYAL SOCIETY OF MEDICINE—SECTION OF OTOLGY

ABSTRACTS—

THE EAR

THE LARYNX

THE TONSILS

MISCELLANEOUS


London

Headley Brothers


109 Kingsway, W.C.2

Monthly, 4/- net post free

Annual Subscriptions 40/- net



**NEGUS' ENDOSCOPIC TABLE
WITH SUCTION PUMP**



Esophagoscope with detachable Suction Tube and Proximal
Lighting as designed for V. E. NEGUS, M.S., F.R.C.S.

Obtainable in 4 sizes

MADE BY

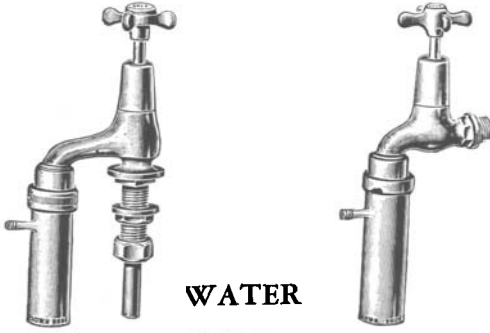
THE G. ENITO. U. BINARY MFG. CO. LTD.

28a DEVONSHIRE STREET, LONDON, W.1

Telephone:
WELBECK 2835 (3 lines)

Telegrams:
CYSTOSCOPE, WESDO, LONDON

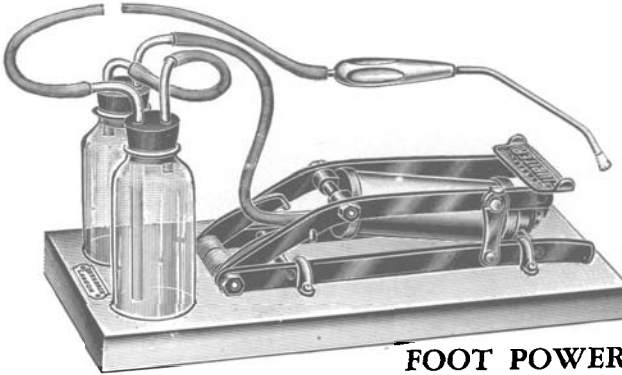
Please mention *The Journal of Laryngology* when replying to advertisements



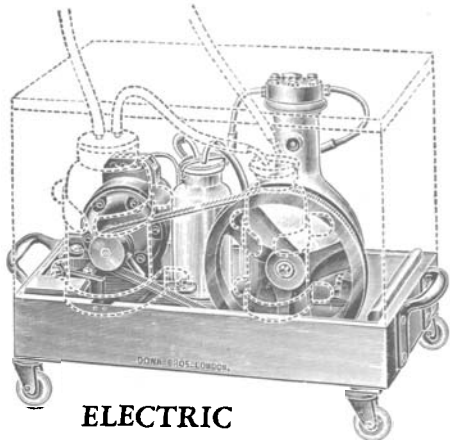

WATER

SUCTION APPARATUS

Particulars on application



FOOT POWER



ELECTRIC

DOWN BROS., LTD.

21 & 23 ST. THOMAS'S STREET, LONDON, S.E.1

(Opposite Guy's Hospital)

Telephone: HOP 1544

and at 22a CAVENDISH SQUARE, LONDON, W.

Telephone: MAYFAIR 0406

Please mention *The Journal of Laryngology* when replying to advertisements

PRESCRIBE THE EASY EFFECTIVE METHOD

When spraying, the patient can hold his head in a natural position, yet the solution spreads throughout the nasal cavity, assuring thorough treatment. Effective dropper-application, on the other hand, requires a complicated posture technique which patients are apt to neglect in home treatment.



DROPPER ?



**DeVilbiss
ATOMIZERS**



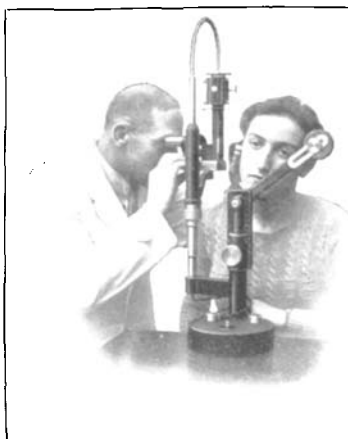
ATOMIZER ?

These illustrations, which are based on X-ray research, clearly demonstrate the advantages of the atomizer as compared with the dropper

The AEROGRAPH Co., Ltd., 43, Holborn Viaduct, London, E.C.1

*Sole Distributors of DeVilbiss Products in the United Kingdom,
Telephones : Holborn 1257 & 1258*

CVS—149



**THE NEW
OTO-MICROSCOPE**

A Big Step Forward!

Specially suited for both Practising Surgeons and Research Workers

Printed description free

**HAAG-STREIT, Bern,
Seilerstrasse 9, Switzerland**

For Advertisement space in this Journal apply to :
HEADLEY BROTHERS, 109 Kingsway, London, W.C.2

Please mention *The Journal of Laryngology* when replying to advertisements

GOLDEN SQUARE THROAT, NOSE AND EAR HOSPITAL

Near Piccadilly Circus **LONDON, W.1** *Gerrard 4058*

HONORARY MEDICAL STAFF

<p>SURGEONS: Mr. Lionel Colledge; Mr. F. C. Ormerod; Mr. A. R. Dingley; Mr. Gilbert H. Howells; Mr. J. F. Simpson; Mr. S. A. Beards; Mr. J. C. Hogg.</p> <p>ASSISTANT SURGEONS: Mr. J. Roydon Peacock; Mr. M. P. Ellis; Mr. G. Livingstone; Mr. S. E. Birdsall.</p> <p>PHYSICIANS: Dr. C. E. Lakin; Dr. N. L. Rusby.</p> <p>NEUROLOGIST: Dr. L. R. Yelland.</p> <p>PATHOLOGIST: Dr. J. A. Boycott.</p>	<p>OPHTHALMOLOGIST: Mr F. A. Williamson-Noble.</p> <p>GENERAL SURGEON: Mr. Dickson Wright.</p> <p>DENTAL SURGEON: Mr. Hart.</p> <p>ASSISTANT DENTAL SURGEON: Mr. D. Hallon.</p> <p>RADIOLOGIST: Dr. Edith Hope.</p> <p>ANÆSTHETISTS: Dr. G. I. Moriarty; Dr. A. W. Matthew; Dr. S. Coffin; Dr. F. Longhurst; Dr. D. Lewis; Dr. G. Hochschild; Dr. G. Edwards; Dr. Blair Gould; Dr. R. T. Broad.</p>
---	---

The Hospital has **100** beds for In-patients and an annual Out-patient attendance of over **50,000**.

CLINICAL INSTRUCTION

Clinical instruction in the Diagnosis and Treatment of Diseases of the Ear, Nose and Throat is given in the Out-patient Department from 2 to 5 p.m. daily, and on Tuesdays and Thursdays from 6 to 9 p.m. also. Major operations are performed every morning and afternoon, except Saturdays, in the In-patient Operating Theatres. Minor Operations are performed in the Out-patient Operating Theatre on three mornings a week.

Practitioners and Medical Students are admitted to the practice of the Hospital as Post-Graduates. Clinical Assistants, whose duty it is to assist the staff, are appointed as vacancies occur.

For further information apply to the Dean: **GILBERT H. HOWELLS**.

In addition to the General Wards, there are Semi-private Wards and 11 Private Rooms. The charge for a Private Room is 7 guineas a week, plus a fee for the surgeon.

Further particulars may be obtained from F. P. CARROLL, *Secretary-Superintendent*.

CENTRAL LONDON THROAT, NOSE AND EAR HOSPITAL

GRAY'S INN ROAD, W.C.1

(Near King's Cross Stations)

SURGEONS

Mr. HAROLD KISCH	Mr. C. GILL-CAREY
Mr. ARCHER RYLAND	Mr. J. D. McLAGGAN
Mr. F. W. WATKYN-THOMAS	Mr. N. ASHERSON

ASSISTANT SURGEON

Mr. W. G. SCOTT-BROWN

COMPREHENSIVE COURSES lasting five months, and including Anatomy and Physiology, Pathology and Bacteriology, Endoscopy, Radiology, Speech Therapy, etc.; commence on each 1st June and 1st January.

The Courses include lectures by representative members of the speciality other than those on the staff of the Hospital and School.

CLINICAL ASSISTANTSHIPS

available for periods of three, six or twelve months.

The teaching provided covers all the requirements of students taking the D.L.O. (R.C.P. & S.Eng.) or the F.R.C.S.Ed. with Throat, Nose and Ear as a special subject.

Further particulars on application to

C. GILL-CAREY, Dean.

JOHN H. YOUNG, Secretary-Superintendent.

Please mention *The Journal of Laryngology* when replying to advertisements



AUTUMN DISEASES

—are mostly those of the Respiratory Tract

In Tonsillitis, Acute Bronchitis, Influenza, Tracheitis, Laryngitis, Pharyngitis, the use of the medicated cataplasm Antiphlogistine Brand Dressing stimulates the local capillary circulation and, through it, the circulation in the deeper structures. Decongestion of the affected tissues is thereby aided and early resolution facilitated.

MADE IN ENGLAND

Antiphlogistine
 BRAND TRADE MARK DRESSING

Sample on request

THE DENVER CHEMICAL MANUFACTURING COMPANY
 12 Carlisle Road - - London, N.W.9

Please mention *The Journal of Laryngology* when replying to advertisements

Mail Your Order Now!

PROBLEMS OF THE DEAF

By **MAX A. GOLDSTEIN, M.D., F.A.C.S.**

610 Pages—273 Illustrations—Leather Bound

\$6.00 Postage prepaid

An unusual, authoritative and comprehensive volume of XIX chapters, covering every phase of work with the Deaf, Deafened and Speech Defective, by an otologist and teacher of 40 years' experience, including :

Chronological History of Deafness—Anatomy and Physiology—Mechanics of Speech—Speech Defects—Cerebral Localization—Hearing Tests—Methods of Instruction—The Acoustic Method—Training of Teachers—The Deaf Child—Hard-of-Hearing Child—Physician and Deaf Child—Parent of Deaf Child—Deafened Adult—Hearing Aids—Schools for the Deaf—Quacks and Quackeries—Research.

Published by **THE LARYNGOSCOPE PRESS**

4574 West Papin Street

ST. LOUIS, MO.

ROGERS' STANDARD SPRAYS

HAVE A

WORLD-WIDE REPUTATION

For Efficiency & Reliability

They are made in many forms, scientifically designed for



NASAL, PHARYNGEAL, POST-NASAL and LARYNGEAL TREATMENT

Particulars gladly supplied on request

Sole Manufacturer—

FRANK A. ROGERS (LATE OF OXFORD ST.)

1 Beaumont Street, London, W.1



Fourth Edition. Fully Revised.
Demy 8vo, 494 pp. 243 Text Illus. and 21
Plates (8 coloured). 20s. net, postage 6d.

DISEASES OF THE NOSE, THROAT AND EAR

Edited by the late
A. LOGAN TURNER, M.D., LL.D., F.R.C.S.E.
With the collaboration of six distinguished
contributors.

"There is no other book which includes laryngology
and otology with such success."

British Medical Journal.

Complete in box with 20 Slides in colours,
and a packet of transparencies representing
the normal tympanic membrane.

21s. net, postage 4d.

EAR MODEL

For Otoscopic Practice

Designed by A. J. WRIGHT, M.B., F.R.C.S.

Moulded in rubber with flexible meatus,
mounted on a block to hold a series of cards
with coloured representations of various
conditions of the drumhead. Of great assistance
to the Teacher, Student and Otologist.

Bristol: **JOHN WRIGHT & SON Ltd.**

London: **SIMPKIN MARSHALL Ltd.**

Please mention *The Journal of Laryngology* when replying to advertisements

The Journal of Laryngology and Otology

(Founded in 1887 by MORELL MACKENZIE and NORRIS WOLFENDEN)

EDITED BY

WALTER HOWARTH

ASSISTED BY

W. M. MOLLISON

1. Original Articles are accepted on the condition that they have not been published elsewhere.
2. Manuscripts should be typewritten, on one side only of the paper, and well spaced.
3. Galley proofs and engraver's proofs of illustrations are sent to the author. Corrections, which should be kept to a minimum, must be clearly marked and no additional matter added.
4. Orders for reprints should be sent when returning galley proofs, and for this purpose special forms are supplied, on which the price of the reprints is stated.
5. Authors of Original Communications on Oto-Laryngology in other Journals are invited to send a copy, or two reprints, to the *Journal of Laryngology*. If they are willing, at the same time, to submit their own abstract (in English, French, Italian, or German) it will be welcomed.
6. Editorial Communications may be addressed to THE EDITOR, *Journal of Laryngology*, c/o HEADLEY BROTHERS, 109 Kingsway, London, W.C.2.
7. The Annual Subscription commencing with the January issue is Two Pounds sterling, post free, and is payable in advance.
8. Single copies, both of the present and the previous series, are on sale at Four Shillings each.
9. All Subscriptions, advertising and business communications should be sent to the Publishers, HEADLEY BROTHERS, 109 Kingsway, London, W.C.2.

United States of America

Orders for this Journal may be sent either through a local bookseller, or to Messrs. G. E. STECHERT & Co., 31-33 East 10th Street, New York, or may be sent direct to the Publishers, HEADLEY BROTHERS, 109 Kingsway, London, W.C.2, England.

Please mention *The Journal of Laryngology* when replying to advertisements

CONTENTS

	PAGE
THE PRINCIPLES OF MODERN FRONTO-ETHMOIDAL OPERATIONS AND THE SUBPERIOSTEAL METHOD. Dr. I. E. Matis (Kaunas)	649
CLINICAL RECORD—	
Moving Pictures of the Larynx with a Telephoto Lens. G. EDWARD TREMBLE (Montreal)	664
SOCIETIES' PROCEEDINGS—	
Royal Society of Medicine—Section of Otology	669
ABSTRACTS—	
The Ear	686
Endocrine Etiology of Otosclerosis. N. D. Marejev; Pneumatization of the Petrous Bone. An anatomical and X-ray study with special reference to constitutional factors. Walter Lettenbauer.	
The Tonsils	687
Bacteriæmia following Tonsillectomy. S. D. Elliott.	
The Larynx	688
Clinical Course and Symptomatology of Hæmato-Lymphatic Tuberculosis of the Larynx. I. M. Gershkovitch.	
Miscellaneous	689
The Problem of the common Cold, with special reference to Prophylaxis. S. G. Tippett and Macleod Yearsley; Lupus and its Treatment from the Dermato- logical (A. Stühmer) and Oto-rhino-laryngological (A. Brüggeman) Standpoint	