

E-books Available for most titles!

New Titles in Entomology from Cambridge University Press!

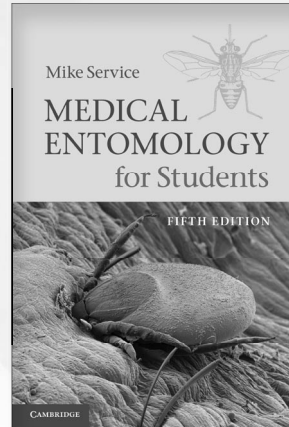
Fifth Edition

Medical Entomology for Students

Mike Service

Updated edition of this popular textbook, covering recognition, biology, ecology and medical importance of the arthropods that affect human health.

\$55.00: Paperback: 978-1-107-66818-8: 217 pp.



Fifth Edition

The Insects Structure and Function


R. F. Chapman

Edited by Stephen J. Simpson and Angela E. Douglas

“This new edition of *The Insects: Structure and Function* fascinates the reader with details on the morphology, processes and mechanisms which allow insects to burgeon on Earth. The tradition of excellence established by Chapman has been perpetuated. Thoroughly modernized and comprehensive, the revision captures the excitement of recent major advances in understanding.”

—Peter W. Price

\$75.00: Paperback: 978-0-521-11389-2: 954 pp.

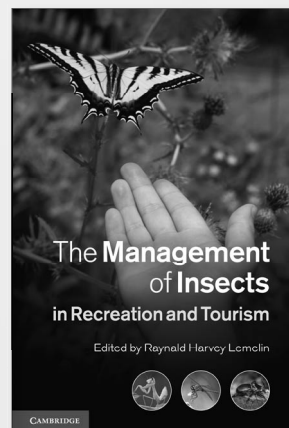


The Management of Insects in Recreation and Tourism

Edited by Raynald Harvey Lemelin

An insight into the booming industry of insect leisure and tourism, using case studies and examples from around the world.

\$105.00: Hardback: 978-1-107-01288-2: 365 pp.



Prices subject to change.

www.cambridge.org/lifesciences

800.872.7423

@cambUP_lifesci



CAMBRIDGE
UNIVERSITY PRESS

CAMBRIDGE

JOURNALS

Bulletin of Entomological Research

Editor-in-Chief

William Symondson, Cardiff University, UK

Established in 1910, *Bulletin of Entomological Research* is an internationally recognised journal focusing on applied entomology from the traditional to the cutting edge. The *Bulletin* publishes high-quality and original research papers, review articles and short communications concerning insects, mites, ticks or other arthropods of economic importance in agriculture, forestry, stored products, biological control, medicine, animal health and natural resource management. The scope of papers addresses the biology, ecology, behaviour, physiology, systematics and genetics of species, communities and populations with a renewed focus on the molecular biology and ecology of insects in an applied context.

Price information

is available at: <http://journals.cambridge.org/ber>

Free email alerts

Keep up-to-date with new material – sign up at
<http://journals.cambridge.org/ber-alerts>



Bulletin of Entomological Research is available online at:
<http://journals.cambridge.org/ber>

To subscribe contact Customer Services

in Cambridge:

Phone +44 (0)1223 326070

Fax +44 (0)1223 325150

Email journals@cambridge.org

in New York:

Phone +1 (845) 353 7500

Fax +1 (845) 353 4141

Email

subscriptions_newyork@cambridge.org

For free online content visit:
<http://journals.cambridge.org/ber>



CAMBRIDGE
UNIVERSITY PRESS

CAMBRIDGE

JOURNALS

International Journal of Tropical Insect Science

Published on behalf of
icipe - African Insect Science for Food and Health

Editor

C. Borgemeister, *icipe*, Kenya


International Journal of Tropical Insect Science is the only journal devoted exclusively to the latest research in tropical and sub-tropical insect science. Each issue brings you original, peer-reviewed research findings on tropical insects and related arthropods, with special emphasis on their environmentally benign and sustainable management. The journal's scope includes arthropod ecology and biodiversity, ethno-entomology, arthropod taxonomy, integrated pest and vector management, and environmental issues. The journal publishes research papers, short communications and scientific notes. The journal also includes reports of meetings and obituaries of prominent scientists, book reviews, and review and mini-review articles that are normally submitted at the invitation of the Editors.

Price information

is available at: <http://journals.cambridge.org/jti>

Free email alerts

Keep up-to-date with new material – sign up at
<http://journals.cambridge.org/jti-alerts>



International Journal of Tropical Insect Science

is available online at:
<http://journals.cambridge.org/jti>

To subscribe contact Customer Services

in Cambridge:

Phone +44 (0)1223 326070
Fax +44 (0)1223 325150
Email journals@cambridge.org

in New York:

Phone +1 (845) 353 7500
Fax +1 (845) 353 4141
Email
subscriptions_newyork@cambridge.org

For free online content visit:
<http://journals.cambridge.org/jti>



CAMBRIDGE
UNIVERSITY PRESS

Entomological Society of Canada / Société d'entomologie du Canada

393 Winston Avenue,
Ottawa, Ontario, Canada K2A 1Y8

www.esc-sec.ca

613-725-2619, fax/télécopieur 613-725-9349, e-mail/courriel entsoc.can@bellnet.ca

Board officers/Officiers du Comité d'administration

President/Président	Rosemarie De Clerck-Floate, Lethbridge, Alberta	403-317-2270	Rosemarie.DeClerck-Floate@agr.gc.ca
1 st Vice President/1 ^{er} Vice-président	Rebecca Hallett, Guelph, Ontario	519-824-4120	rhallett@uoguelph.ca
2 nd Vice President/2 ^e Vice-président	Staffan Lindgren, Prince George, British Columbia	250-960-5846	Staffan.Lindgren@unbc.ca
Past President/Président sortant	Michel Cusson, Sainte-Foy, Québec	418-648-3944	Michel.Cusson@RNCAN-NRCAN.gc.ca
Secretary/Secrétaire	Alec McClay, Sherwood Park, Alberta	780-464-4962	alec.mcclay@shaw.ca
Treasurer/Trésorier	Scott Brooks, Ottawa, Ontario	613-694-2718	scott.brooks@agr.gc.ca

The Entomological Society of Canada was founded in 1863 to study, advance, and promote entomology. It does this through publications, meetings, scholarships and awards, advocacy, and other activities. Membership is open to all individuals interested in entomology worldwide and is renewable annually. Regular members receive the scientific journal of the Society, *The Canadian Entomologist*, published continuously since 1868, and the newsletter of the Society, the *Bulletin*. Student members receive the *Bulletin* and can elect to receive *The Canadian Entomologist* for a nominal surcharge. All members receive a discount for annual meeting registration fees, have access to members-only privileges at the Society Web site, and receive other benefits. Details on regular and student membership fees and application forms are also available at the Web site. Application forms should be transmitted to the Society Office.

All information found on this page is also available at www.esc-sec.ca. Direct all correspondence about membership, subscriptions, back issues, and changes of address to the Society Office.

Fondée en 1863, la Société d'entomologie du Canada a pour but d'étudier, de faire progresser et de promouvoir l'entomologie. Elle accomplit ceci par des publications, des réunions, des bourses et prix, par plaidoyer ou autres activités. L'adhésion est ouverte à toute personne au monde intéressée à l'entomologie, et elle est renouvelable annuellement. Les membres réguliers reçoivent le journal scientifique de la Société, *The Canadian Entomologist*, qui a été publié sans interruption depuis 1868, et le *Bulletin* de la Société. Les membres étudiants reçoivent le *Bulletin* de la Société et, moyennant un coût nominal, *The Canadian Entomologist*. Tous les membres ont des rabais pour l'inscription à la réunion annuelle, un accès privilégié à la section des membres du site Internet, ainsi que d'autres avantages. Pour les formulaires d'application et des informations concernant l'adhésion régulière ou étudiante, consultez le site Web. Les formulaires d'adhésion doivent être acheminés au siège de la Société.

Toutes les informations sur cette page sont également disponibles au www.esc-sec.ca. Adressez toute correspondance concernant l'adhésion, les abonnements institutionnels, les numéros passés et les changements d'adresses au siège de la Société.

Images

On the spine: Stinkbug eggs found on the foliage of lodgepole pine, Tappen, BC.

Des œufs de punaise Pentatomoidea trouvés sur le feuillage d'un pin tordu à Tappen, C.-B.

[Photo: Ward Strong]

Beneath the title: Nymphs of *Pachycoris klugii* on *Jatropha curcas* tree (Tehuacan, Chiapas, Mexico).

Nymphes de *Pachycoris klugii* sur *Jatropha curcas* (Tehuacan, Chiapas, Mexique)

[Photo: Tim Haye]

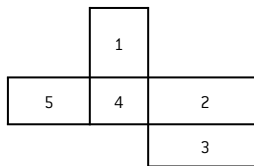


Cambridge Journals Online

For further information on this journal please go to the journal website at:

journals.cambridge.org/tce

CAMBRIDGE
UNIVERSITY PRESS



Front cover/Plat supérieur:

- 1 A female *Agapostemon* sp. (Halictidae), foraging on fireweed in June on the UBC Okanagan (Kelowna) campus.
Une femelle *Agapostemon* sp. (Halictidae) butinant sur un épilobe en épi en juin sur le campus Okanagan de l'UBC (Kelowna).
[Photo: Bob Lalonde]
- 2 Sweeping vegetation for terrestrial arthropods as part of the Northern Biodiversity Program survey during 2010. The location is the Skeleton Creek Valley, located just above Lake Hazen on northern Ellesmere Island, and you can see Lake Hazen in the background. Vegetation is particularly lush in these creek valleys, especially compared to surrounding tundra. Students are (from left) Christine Roussel (UPEI), and Sarah Loboda and Meagan Blair (both from McGill).
Fauchage de la végétation pour capturer des arthropodes terrestres dans le cadre de l'inventaire du Programme sur la Biodiversité Nordique depuis 2010. La photo a été prise à Skeleton Creek Valley, juste sous le lac Hazen dans le nord de l'île Ellesmere, et vous pouvez voir le lac Hazen en arrière-plan. La végétation est particulièrement luxuriante dans ces criques, surtout en comparaison avec la toundra environnante. Les étudiants sont (de gauche à droite) Christine Roussel (UPEI), Sarah Loboda et Meagan Blair (toutes deux de McGill).
[Photo: Donna Giberson]
- 3 *Stratiomys badia* – An impressive bee mimic, *Stratiomys badia* (Stratiomyidae) rests in a garden at dusk, in Chesterville, Ontario.
Stratiomys badia – Un impressionnant imitateur d'abeille, *Stratiomys badia* (Stratiomyidae) se repose dans un jardin au crépuscule à Chesterville, Ontario.
[Photo: Crystal Ernst]
- 4 Larva of *Papilio machaon dadi* (Lepidoptera: Papilionidae), on *Artemesia dracuncululus*, near Drumheller, Alberta
Une larve de *Papilio machaon dadi* (Lepidoptera: Papilionidae) sur *Artemesia dracuncululus*, près de Drumheller, Alberta.
[Photo: Julian Dupuis]
- 5 Late stage pupae of the honey bee, *Apis mellifera*, dissected as part of a search for breeding varroa mite (none found). Taken from a hive in the Gisborne area on the East Coast of the North Island of New Zealand, March 2012.
Des pupes avancées de l'abeille, *Apis mellifera*, disséquées pour trouver des acariens varroa (aucun n'a été trouvé). Prises d'une ruche dans la région de Gisborne sur la côte est de l'île du Nord en Nouvelle-Zélande, mars 2012.
[Photo: John McLean]

Back cover/Plat inférieur:

A gravid female of the Threatened Dakota skipper, *Hesperia dacotae* (Skinner) (Hesperiidae) perched on Yarrow, *Achillea millefolium* (Asteraceae) in a tallgrass prairie northeast of Deleau, Manitoba.
Une femelle gravide de l'hésperie du Dakota, *Hesperia dacotae* (Skinner) (Hesperiidae), espèce menacée, perchée sur une achillée millefeuille, *Achillea millefolium* (Asteraceae) dans une prairie à herbes hautes au nord-est de Deleau au Manitoba.
[Photo: Christa Rigney]