

INFECTION CONTROL^{AND}

HOSPITAL EPIDEMIOLOGY

Volume 10, Number 8 • August 1989

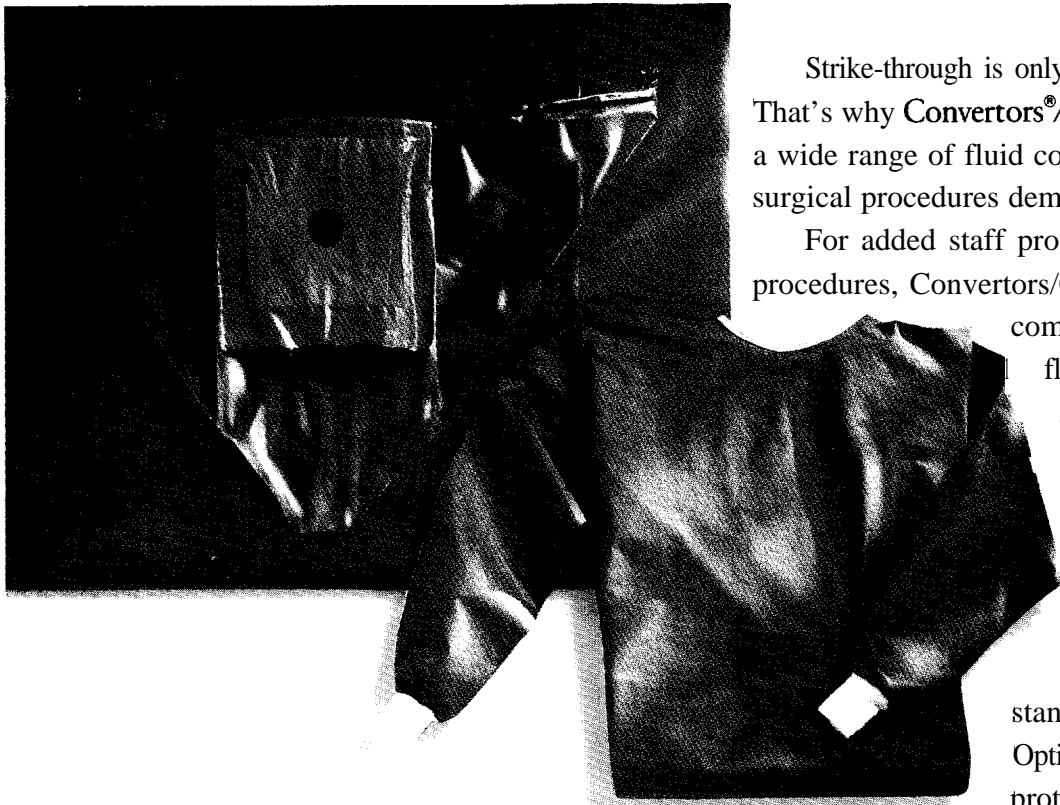
Special Update:

Fourth Consensus Conference on HIV Testing

Sponsored by
the Association of State and
Territorial Public Health Laboratories

The Official Journal of The Society of Hospital Epidemiologists of America

The issue isn't just strike-through. It's fluid control.



Strike-through is only one aspect of fluid control. That's why Convertors®/Custom Sterile offers such a wide range of fluid control products. Different surgical procedures demand different solutions.

For added staff protection during fluid-intense procedures, Convertors/Custom Sterile has a

complete line of drapes with fluid collection pouches.

And our impervious, poly-reinforced Optima@ gowns provide you with complete protection against fluid strike-through.

For less fluid-intense procedures, both our standard and fabric-reinforced Optima gowns balance excellent protection against fluid strike-

through with your need for a comfortable, more cost-effective gown.

Proper fluid control can't be achieved with a single product. But thanks to Baxter Operating Room Division, it can be achieved with a single supplier.

For more information on the most complete line of gowns and drapes available, contact your Convertors/Custom Sterile representative, or write Baxter Healthcare Corporation, Operating Room Division, 1500 Waukegan Road, McGaw Park, IL 60085.

Operating Room Division

Baxter

INFECTION CONTROL**AND HOSPITAL
EPIDEMIOLOGY**

INTRODUCTION	Status of Human Retrovirus Testing in State and Territorial Public Health Laboratories: Summary of Survey No. 6 W.J. Hausler, Jr., PhD	345
FOURTH CONSENSUS CONFERENCE	Interpretation and Use of the Western Blot Assay for Serodiagnosis of Human Immunodeficiency Virus Type I Infections Report of the Fourth Consensus Conference on HIV Testing Sponsored by the Association of State and Territorial Public Health Laboratory Directors (ASTPHLD) W.J. Hausler, Jr., PhD; Jane P. Getchell, DrPH Instructions to Workgroups Consensus Recommendations	350 354 357 358
SPECIAL SECTIONS	Readers' Forum: Satellite Infection Control Committees within the Hospital: Decentralizing for Action E.L. Ford-Jones, MD; C.M. Mindorff, RN; R. Gold, MD Topics in Clinical Microbiology: New Insights on the Genetic Basis for Resistance Charles W. Stratton, MD Special Commentary: Surgeon-Specific Wound Surveillance: The Family or the Bean 'Counters?' Charles S. Bryan, MD	368 371 376
DEPARTMENTS	Letters to the Editor <i>SHEA Newsletter</i> Calendar of Events	343 379 381
	Classified Marketplace Information for Authors	383 384

The ideas and opinions expressed by contributing authors do not necessarily reflect those of the editors or publisher.

Publisher: Infection Control and Hospital Epidemiology (ISSN-0899-823X) is published monthly by SLACK Incorporated 6900 Grove Road, Thorofare, New Jersey 08086 Telephone (609) 848-1000

Copyright 1989: All rights reserved No part of this publication may be reproduced without written permission from the publisher


Subscriptions: Requests should be addressed to the publisher (except Japan) In Japan, contact Woodbell Incorporated 4-22-11 Kitakasai, Edogawaku Tokyo 134 Japan Subscription rates in the US and possessions Individual One year—\$50 00, Two years—\$85 00, Three years—\$115 00 Institutional One year—\$60 00 Two years—\$100 00 Three years—\$140 00 Canada \$15 00 additional each year, all other countries—\$25 00 additional each year Single copies of current issues may be obtained for \$7 00, United States and possessions; \$13 00 all other countries.

Reprints: All requests to reprint or use material published herein should be addressed to Susan S Budd, SLACK Incorporated, 6900 Grove Road, Thorofare, NJ 08086 For reprint orders and prices contact Joanne Patterson at (609) 848-1000 Authorization to photocopy items for internal or personal use, or the internal or personal use of specific clients, is granted by SLACK Incorporated provided that the base fee of \$1 00 per copy, plus \$ 15 per page is paid directly to Copyright Clearance Center 27 Congress Street Salem MA 01970 This consent does not extend to other kinds of copying such as for general distribution, resale, advertising and promotional purposes or for creating new collective works

Change of address: Notice should be sent to the publisher six weeks in advance of effective date Include old and new addresses with zip codes The publisher cannot accept responsibility for undelivered copies Second-class postage is paid at Thorofare, New Jersey 08086, and additional entry points **Postmaster:** Send address changes to SLACK Incorporated 6900 Grove Road, Thorofare, NJ 08086

As of Volume 1, Number 1, INFECTION CONTROL AND HOSPITAL EPIDEMIOLOGY is listed in index *Medicus Current Contents—Clinical Practice Hospital Literature Index* and *Cumulative Index to Nursing and Allied Health Literature*

SERIOUS ABOUT INFECTION CONTROL?




...There's A Monoject® Puncture -

Chimney Top Sharps Containers —Autoclavable

- Chimney-type opening-better protects user's fingers when depositing sharps
- Attached lid cap-allows quicker sealing of full container for safe transport.
- Convenient needle notches-facilitate faster removal of needles from tube holders and reusable syringes.
- Optional bracket for wall mounting-optional lock for extra security.
- Nest in storage-easier to assemble-available in tray size and in 4, 8 and 14 quart size.



* For further information: Contact your Sherwood sales representative,
Or Write Sherwood Medical, Dept. SO, 1831 Olive Street, St. Louis, MO 63103



NEW
Horizontal-Entry Sharps Containers
—Autoclavable

- Handy side-mounted control knobs-better protect operator's hand when discarding sharps.
- Butterfly closure-prevents overfilling.
- Easier sealing closure provides for safe transport.
- Cost-effective horizontal entry-automatically stacks discarded items for maximum use of space.
- Extra-wide opening-permits disposal of larger sharps.
- Convenient needle notches-facilitate faster removal of needles from tube holders and reusable syringes.
- Choice of two wall mounting systems-attractive marbled beige locking wall cabinet or a bracket hanger with optional security lock.
- Nest in storage-easier to assemble-available in 4 and 8 quart size.

Resistant Sharps Container That's Right For Every Situation*



NEW
High Volume Sharps Container

- large 5 gallon capacity with larger round opening-meets the special needs of most high volume areas.
- Nest in storage-easier to assemble.
- Leakproof-can more safely contain fluids.

NEW
Chemotherapy Sharps Containers

- Leakproof lid-contains fluids for safe transport; prevents splash out of contents.
- larger, wide-mouth opening-accepts most large I.V. units and administration kits.
- Nest in storage-easier to assemble-available in 5 and 7 gallon size.

Call 1-800-527-1 073
(in Missouri call 314-241-5700)



ST. LOUIS, MO 63103 U.S.A.

EDITORIAL OFFICES

Vanderbilt University School of Medicine
A-1131 Medical Center North
Nashville, TN 37232-2637
(615) 343-1095; (615) 343-1882 (FAX)
Email: iche@mcmail.vanderbilt.edu

EDITOR

Michael D. Decker, MD, MPH

MANAGING EDITOR

Susan Cantrell

STATISTICAL EDITOR

Beverly G. Mellen, PhD

SENIOR ASSOCIATE EDITORS

C. Glen Mayhall, MD

Gina Pugliese, RN, MS

William Schaffner, MD

ASSOCIATE EDITORS

Donald A. Goldmann, MD

Didier Pittet, MD, MS

Andreas Widmer, MD, MS

SECTION EDITORS**Beyond Infection Control:****The New Hospital Epidemiology**

Bryan P. Simmons, MD

Stephen B. Kritchevsky, PhD

Memphis, Tennessee

Wing Hong Seto, MD

Hong Kong

Disinfection and Sterilization

William A. Rutala, PhD, MPH

Chapel Hill, North Carolina

Emerging Infectious Diseases

Larry J. Strausbaugh, MD

Portland, Oregon

Robert W. Pinner, MD

Atlanta, Georgia

From the Laboratory

Marcus Zervos, MD

Royal Oak, Michigan

Fred C. Tenover, PhD

Atlanta, Georgia

Information Management

John A. Sellick, DO

Buffalo, New York

The International Perspective

Mary D. Nettleman, MD, MS

Richmond, Virginia

Issues in Surgery

James T. Lee, MD, PhD

St. Paul, Minnesota

Medical News

Gina Pugliese, RN, MS

Chicago, Illinois

Martin S. Favero, PhD

Irvine, California

Practical Healthcare Epidemiology

Loreen A. Herwaldt, MD

Iowa City, Iowa

SHEA News

Murray D. Batt, MD

Clarksburg, West Virginia

Statistics for Hospital Epidemiology

David Birnbaum, PhD, MPH

Sidney, British Columbia, Canada

Topics in Long-Term Care

Philip W. Smith, MD

Omaha, Nebraska

Topics in Occupational Medicine

David Weber, MD, MPH

Chapel Hill, North Carolina

INFECTION CONTROL AND HOSPITAL EPIDEMIOLOGY[®]

EDITORIAL ADVISORY BOARD

- Jacques F. Acar, MD Paris, France
J. Wesley Alexander, MD Cincinnati, Ohio
Paul Arnow, MD Chicago, Illinois
Graham A.J. Ayliffe, MD Birmingham, United Kingdom
Neil L. Barg, MD Yakima, Washington
Elizabeth Ann Bolyard, RN, MPH, CIC Atlanta, Georgia
John M. Boyce, MD Providence, Rhode Island
Professor Dr. Ilja Braveny Munich, Federal Republic of Germany
Charles Bryan, MD Columbia, South Carolina
Christian Brun-Buisson, MD Creteil, France
Donald E. Craven, MD Boston, Massachusetts
Sue Crow, MSN, RN, CIC Shreveport, Louisiana
Franz Daschner, MD Freiburg, Federal Republic of Germany
Leigh G. Donowitz, MD Charlottesville, Virginia
Charles E. Edmiston, Jr., PhD Milwaukee, Wisconsin
Theodore C. Eickhoff, MD Denver, Colorado
Bruce Farber, MD Manhasset, New York
Victoria J. Fraser, MD St. Louis, Missouri
Peter C. Fuchs, MD, PhD Black Butte, Oregon
Richard A. Garibaldi, MD Farmington, Connecticut
Velvl Greene, PhD, MPH Beer Sheva, Israel
Robert Gaynes, MD Atlanta, Georgia
David W. Gregory, MD Nashville, Tennessee
David K. Henderson, MD Bethesda, Maryland
Peter N.R. Heseltine, MD Los Angeles, California
Karen Hoffmann, RN, CIC, MS Chapel Hill, North Carolina
Marguerite McMillan Jackson, RN, PhD San Diego, California
Janine Jagger, MPH, PhD Charlottesville, Virginia
William R. Jarvis, MD Atlanta, Georgia
Douglas S. Kernodle, MD Nashville, Tennessee
Robert H. Latham, MD Nashville, Tennessee
Lewis B. Lefkowitz, MD Nashville, Tennessee
Hsieh-Shong Leu, MD, MSc Taipei, Taiwan
Jack Levy, MD Brussels, Belgium
Victor Lorian, MD Bronx, New York
Dennis G. Maki, MD Madison, Wisconsin
Professor Dr. Walter Marget Munich, Federal Republic of Germany
William J. Martone, MD Bethesda, Maryland
Allison McGeer, MD Toronto, Ontario, Canada
John E. McGowan, Jr., MD Atlanta, Georgia
Jonathan L. Meakins, MD, DSc Montreal, Quebec, Canada
Raf Mertens, MD Brussels, Belgium
Robert R. Muder, MD Pittsburgh, Pennsylvania
Joseph M. Mylotte, MD, CIC Buffalo, New York
Lindsay Nicolle, MD Winnipeg, Manitoba, Canada
Juhani Ojajarvi, MD Helsinki, Finland
Michael T. Osterholm, PhD, MPH Minneapolis, Minnesota
Jan Evans Patterson, MD San Antonio, Texas
Sindy M. Paul, MD Trenton, New Jersey
Michael A. Pfaller, MD Iowa City, Iowa
Samuel Ponce de Leon, MD, MSc Mexico City, Mexico
Isaam Raad, MD Houston, Texas
Manfred L. Rotter, MD, DipBact Vienna, Austria
Theodore Sacks, MD Jerusalem, Israel
William E. Scheckler, MD Madison, Wisconsin
Kent Sepkowitz, MD New York City, New York
Denis Spelman, MD Prahran Victoria, Australia
Michael L. Tapper, MD New York, New York
Clyde Thornsberrry, PhD Brentwood, Tennessee
Professor Leonid P. Titov Minsk, Republic of Belarus
Timothy R. Townsend, MD Millwood, Virginia
Antoni Trilla, MD, PhD Barcelona, Spain
Professor Wang Shu-Qun Beijing, People's Republic of China
J. John Weems, Jr., MD Greenville, South Carolina
Robert A. Weinstein, MD Chicago, Illinois
Professor Dr. W. Weuffen Greifswald, Federal Republic of Germany
Sergio B. Wey, MD São Paulo, Brazil
Rebecca Wurtz, MD Evanston, Illinois

SLACK Incorporated

6900 Grove Road
Thorofare, New Jersey 08086
(609) 848-1000

Vice President/Group Publisher

Richard N. Roash

Publisher

John C. Carter

Editorial Director

Jennifer Kilpatrick

Production Editor

Shirley P. Strunk, ELS

Assistant Editor

Eileen C. Anderer

Circulation Manager

Lester J. Robeson, CCCC

Production Director

Christine Malin

Production Coordinator

Joanne Patterson

Publishing Director/ Advertising

Wayne McCourt

Pharmaceutical Group Sales Director

Michael LoPresti

Advertising Sales Representative

Jennine Kane

Classified/Recruitment Sales Manager

Michele Burch



(*ciprofloxacin HCl/Miles*)

A REVOLUTIONARY ORAL ANTIMICROBIAL WITH THE POWER OF PARENTERALS

- Highly active *in vitro* against a broad range of gram-positive and gram-negative pathogens, including methicillin-resistant *Staphylococcus aureus* and *Pseudomonas aeruginosa**
- For treatment of infections in the:
 - lower respiratory tract†
 - urinary tract†
 - skin/skin structure†
 - bones and joints†
- Convenient *B.I.D.* dosage – 250 mg, 500 mg and 750 mg tablets

**In vitro* activity does not necessarily imply a correlation with *in vivo* results

†Due to susceptible strains of indicated pathogens. See indicated organisms in Brief Summary.

CIPRO* SHOULD NOT BE USED IN CHILDREN, ADOLESCENTS, OR PREGNANT WOMEN.

A history of hypersensitivity to ciprofloxacin is a contraindication to its use. A history of hypersensitivity to other quinolones may also contraindicate the use of ciprofloxacin.



Miles Inc.
Pharmaceutical Division
400 Morgan Lane
West Haven, CT 06516

Please see adjacent page of this advertisement for Brief Summary of Prescribing Information.

Cipro[®] TABLETS

(ciprofloxacin HCl/Miles)

CONVENIENT B.I.D. DOSAGE

Dosage guidelines

Mild/Moderate Infections*: 500 mg q12h
Severe/Complicated Infections*: 750 mg q12h

CIPRO[®] TABLETS (ciprofloxacin HCl/Miles)

BRIEF SUMMARY

CONSULT PACKAGE INSERT FOR FULL PRESCRIBING INFORMATION

INDICATIONS AND USAGE

Cipro[®] is indicated for the treatment of infections caused by susceptible strains of the designated microorganisms in the conditions listed below:

Lower Respiratory Infections caused by *Escherichia coli*, *Klebsiella pneumoniae*, *Enterobacter cloacae*, *Proteus mirabilis*, *Pseudomonas aeruginosa*, *Haemophilus influenzae*, *Haemophilus parainfluenzae*, and *Streptococcus pneumoniae*.

Skin and Skin Structure Infections caused by *Escherichia coli*, *Klebsiella pneumoniae*, *Enterobacter cloacae*, *Proteus mirabilis*, *Proteus vulgaris*, *Providencia stuartii*, *Morganella morganii*, *Citrobacter freundii*, *Pseudomonas aeruginosa*, *Staphylococcus aureus*, *Staphylococcus epidermidis*, and *Streptococcus pyogenes*.

Bone and Joint Infections caused by *Enterobacter cloacae*, *Serratia marcescens*, and *Pseudomonas aeruginosa*.
Urinary Tract Infections caused by *Escherichia coli*, *Klebsiella pneumoniae*, *Enterobacter cloacae*, *Serratia marcescens*, *Proteus mirabilis*, *Providencia rettgeri*, *Morganella morganii*, *Citrobacter diversus*, *Citrobacter freundii*, *Pseudomonas aeruginosa*, *Staphylococcus epidermidis*, and *Streptococcus faecalis*.

Infectious Diarrhea caused by *Escherichia coli* (enterotoxigenic strains), *Campylobacter jejuni*, *Shigella flexneri*,* and *Shigella sonnei** when antibacterial therapy is indicated.

*Efficacy for this organism in this organ system was studied in fewer than 10 infections.

CONTRAINDICATIONS

A history of hypersensitivity to ciprofloxacin is a contraindication to its use. A history of hypersensitivity to other quinolones may also contraindicate the use of ciprofloxacin.

WARNINGS

CIPROFLOXACIN SHOULD NOT BE USED IN CHILDREN, ADOLESCENTS, OR PREGNANT WOMEN. The oral administration of ciprofloxacin caused lameness in immature dogs. Histopathological examination of the weight-bearing joints of these dogs revealed permanent lesions of the cartilage. Related drugs such as nalidixic acid, enoxacin, and norfloxacin also produced erosions of cartilage of weight-bearing joints and other signs of arthropathy in immature animals of various species (SEE ANIMAL PHARMACOLOGY SECTION IN FULL PRESCRIBING INFORMATION).

PRECAUTIONS

General: As with other quinolones, ciprofloxacin may cause central nervous system (CNS) stimulation, which may lead to tremor, restlessness, lightheadedness, confusion, and rarely to hallucinations or convulsive seizures. Therefore, ciprofloxacin should be used with caution in patients with known or suspected CNS disorders, such as severe cerebral arteriosclerosis or epilepsy, or other factors which predispose to seizures (SEE ADVERSE REACTIONS).

Anaphylactic reactions following the first dose have been reported in patients receiving therapy with quinolones. Some reactions were accompanied by cardiovascular collapse, loss of consciousness, tingling, pharyngeal or facial edema, dyspnea, urticaria, and itching. Only a few patients had a history of hypersensitivity reaction. Anaphylactic reactions may require epinephrine and other emergency measures. Ciprofloxacin should be discontinued at the first sign of hypersensitivity or allergy.

Severe hypersensitivity reactions characterized by rash, fever, eosinophilia, jaundice, and hepatic necrosis with fatal outcome have been reported rarely (less than one per million prescriptions) in patients receiving ciprofloxacin along with other drugs. The possibility that these reactions were related to ciprofloxacin cannot be excluded. Ciprofloxacin should be discontinued at the first appearance of a skin rash or any sign of other hypersensitivity reaction.

Crystals of ciprofloxacin have been observed rarely in the urine of human subjects but more frequently in the urine of laboratory animals (SEE ANIMAL PHARMACOLOGY SECTION IN FULL PRESCRIBING INFORMATION). Crystalluria related to ciprofloxacin has been reported only rarely in man, because human urine is usually acidic. Patients receiving ciprofloxacin should be well hydrated, and alkalinity of the urine should be avoided. The recommended daily dose should not be exceeded.

Alteration of the dosage regimen is necessary for patients with impairment of renal function (SEE DOSAGE AND ADMINISTRATION).

As with any potent drug, periodic assessment of organ system functions, including renal, hepatic, and hematopoietic function, is advisable during prolonged therapy.

Drug Interactions: As with other quinolones, concurrent administration of ciprofloxacin with theophylline may lead to elevated plasma concentrations of theophylline and prolongation of its elimination half-life. This may result in increased risk of theophylline-related adverse reactions. If concomitant use cannot be avoided, plasma levels of theophylline should be monitored and dosage adjustments made as appropriate.

Quinolones, including ciprofloxacin, have also been shown to interfere with the metabolism of caffeine. This may lead to reduced clearance of caffeine and a prolongation of its plasma half-life.

Antacids containing magnesium hydroxide or aluminum hydroxide may interfere with the absorption of ciprofloxacin resulting in serum and urine levels lower than desired; concurrent administration of these agents with ciprofloxacin should be avoided.

Concomitant administration of the nonsteroidal anti-inflammatory drug fenbufen with a quinolone has been reported to increase the risk of CNS stimulation and convulsive seizures.

Probenecid interferes with the renal tubular secretion of ciprofloxacin and produces an increase in the level of ciprofloxacin in the serum. This should be considered if patients are receiving both drugs concomitantly.

As with other broad-spectrum antibiotics, prolonged use of ciprofloxacin may result in overgrowth of nonsusceptible organisms. Repeated evaluation of the patient's condition and microbial susceptibility testing is essential if superinfection occurs during therapy; appropriate measures should be taken.

Information for Patients: Patients should be advised that ciprofloxacin may be taken with or without meals. The preferred time of dosing is two hours after a meal. Patients should also be advised to drink fluids liberally and not take antacids containing magnesium or aluminum. Patients should be advised that ciprofloxacin may be associated with hypersensitivity reactions, even following a single dose, and to discontinue the drug at the first sign of a skin rash or other allergic reaction.

Ciprofloxacin may cause dizziness or lightheadedness; therefore patients should know how they react to this drug before they operate an automobile or machinery or engage in activities requiring mental alertness or coordination. Patients should be advised that ciprofloxacin may increase the effects of theophylline and caffeine.

Carcinogenesis, Mutagenesis, Impairment of Fertility: Eight *in vitro* mutagenicity tests have been conducted with ciprofloxacin and the test results are listed below.

- Salmonella/Microsome Test (Negative)
- E. coli* DNA Repair Assay (Negative)
- Mouse Lymphoma Cell Forward Mutation Assay (Positive)
- Chinese Hamster V₇₉ Cell HGPRT Test (Negative)
- Syrian Hamster Embryo Cell Transformation Assay (Negative)
- Saccharomyces cerevisiae* Point Mutation Assay (Negative)
- Saccharomyces cerevisiae* Mitotic Crossover and Gene Conversion Assay (Negative)
- Rat Hepatocyte DNA Repair Assay (Positive)

Thus, two of the eight tests were positive, but the results of the following three *in vivo* test systems gave negative results.

- Rat Hepatocyte DNA Repair Assay
- Micronucleus Test (Mice)
- Dominant Lethal Test (Mice)

Long-term carcinogenicity studies in rats and mice have been completed. After daily oral dosing for up to 2 years, there is no evidence that ciprofloxacin had any carcinogenic or tumorigenic effects in these species.

Pregnancy—Pregnancy Category C: Reproduction studies have been performed in rats and mice at doses up to 6 times the usual daily human dose and have revealed no evidence of impaired fertility or harm to the fetus due to ciprofloxacin. In rabbits, as with most antimicrobial agents, ciprofloxacin (30 and 100 mg/kg orally) produced gastrointestinal disturbances resulting in maternal weight loss and an increased incidence of abortion. No teratogenicity was observed at either dose. After intravenous administration, at doses up to 20 mg/kg no maternal toxicity was produced, and no embryotoxicity or teratogenicity was observed. There are, however, no adequate and well-controlled studies in pregnant women. SINCE CIPROFLOXACIN, LIKE OTHER DRUGS IN ITS CLASS, CAUSES ARTHROPATHY IN IMMATURE ANIMALS, IT SHOULD NOT BE USED IN PREGNANT WOMEN (SEE WARNINGS).

Nursing Mothers: It is not known whether ciprofloxacin is excreted in human milk; however, it is known that ciprofloxacin is excreted in the milk of lactating rats and that other drugs of this class are excreted in human milk because of this and because of the potential for serious adverse reactions from ciprofloxacin in nursing infants a decision should be made to discontinue nursing or to discontinue the drug, taking into account the importance of the drug to the mother.

Pediatric Use: Patients under the age of 18 were not included in the clinical trials of ciprofloxacin because ciprofloxacin as well as other quinolones causes arthropathy in immature animals. Ciprofloxacin should not be used in children or adolescents (SEE WARNINGS).

ADVERSE REACTIONS

Ciprofloxacin is generally well tolerated. During clinical investigation, 2,799 patients received 2,868 courses of the drug. Adverse events that were considered likely to be drug related occurred in 7.3% of courses, possibly related in 9.2%, and remotely related in 3.0%. Ciprofloxacin was discontinued because of an adverse event in 3.5% of courses, primarily involving the gastrointestinal system (1.5%), skin (0.6%), and central nervous system (0.4%). Those events typical of quinolones are italicized.

The most frequently reported events, drug related or not, were *nausea* (5.2%), *diarrhea* (2.3%), *vomiting* (2.0%), *abdominal pain/discomfort* (1.7%), *headache* (1.2%), *restlessness* (1.1%), and *rash* (1.1%).

Additional events that occurred in less than 1% of ciprofloxacin courses are listed below.

GASTROINTESTINAL (See above): oral candidiasis, oral candidiasis, dysphagia, intestinal perforation, gastrointestinal bleeding.

CENTRAL NERVOUS SYSTEM (See above): *dizziness, lightheadedness, insomnia, nightmares, hallucinations, manic reaction, irritability, tremor, ataxia, convulsive seizures, lethargy, drowsiness, weakness, malaise, and*

renal/hypersensitivity (See above), pruritus, urticaria, photosensitivity, flushing, fever, chills, angioedema, edema of the face, neck, lips, conjunctivae or hands; cutaneous candidiasis, hyperpigmentation, erythema nodosum.

Allergic reactions ranging from urticaria to anaphylactic reactions have been reported (SEE PRECAUTIONS).

SPECIAL SENSES: *blurred vision, disturbed vision (change in color perception, overbrightness of lights), decreased visual acuity, diplopia, eye pain, tinnitus, hearing loss, bad taste.*

MUSCULOSKELETAL: *joint or back pain, joint stiffness, achiness, neck or chest pain, flare-up of gout.*

RENAL/URGENITAL: *interstitial nephritis, renal failure, polyuria, urinary retention, urethral bleeding, vaginitis, acidosis.*

CARDIOVASCULAR: palpitations, atrial flutter, ventricular ectopy, syncope, hypertension, angina pectoris, myocardial infarction, cardiopulmonary arrest, cerebral thrombosis.

RESPIRATORY: epistaxis, laryngeal or pulmonary edema, hiccup, hemoptysis, dyspnea, bronchospasm, pulmonary embolism.

Most of the adverse events reported were described as only mild or moderate in severity, abated soon after the drug was discontinued and required no treatment.

In several instances, nausea, vomiting, tremor, restlessness, agitation or palpitations were judged by investigators to be related to elevated plasma levels of theophylline possibly as a result of a drug interaction with ciprofloxacin.

Other adverse events reported in the postmarketing phase include anaphylactoid reactions, Stevens-Johnson syndrome, exfoliative dermatitis, toxic epidermal necrolysis, hepatic necrosis, postural hypotension, possible exacerbation of myasthenia gravis, confusion, dysphasia, nystagmus, pseudomembranous colitis, dyspepsia, flatulence, and constipation. Also reported were agranulocytosis; elevation of serum triglycerides, serum cholesterol, blood glucose, serum potassium, prolongation of prothrombin time, albuminuria; candiduria, vaginal candidiasis; and renal calculi (SEE PRECAUTIONS).

Adverse Laboratory Changes: Changes in laboratory parameters listed as adverse events without regard to drug relationship.

Hepatic—Elevations of ALT (SGPT) (1.9%), AST (SGOT) (1.7%), alkaline phosphatase (0.8%), LDH (0.4%), serum bilirubin (0.3%).

Cholestatic jaundice has been reported.

Hematologic—eosinophilia (0.6%), leukopenia (0.4%), decreased blood platelets (0.1%), elevated blood platelets (0.1%), pancytopenia (0.1%).

Renal—Elevations of Serum creatinine (1.1%), BUN (0.9%).

CYSTALLURIA, CYLINDRURIA, AND HEMATURIA HAVE BEEN REPORTED.

Other changes occurring in less than 0.1% of courses were: Elevation of serum gamma-glutamyl transferase; elevation of serum amylase; reduction in blood glucose; elevated uric acid; decrease in hemoglobin; anemia; bleeding diathesis; increase in blood monocytes; and leukocytosis.

OVERDOSAGE

Information on overdosage in humans is not available. In the event of acute overdosage, the stomach should be emptied by inducing vomiting or by gastric lavage. The patient should be carefully observed and given supportive treatment. Adequate hydration must be maintained. Only a small amount of ciprofloxacin (< 10%) is removed from the body after hemodialysis or peritoneal dialysis.

DOSEAGE AND ADMINISTRATION

The usual adult dosage for patients with urinary tract infections is 250 mg every 12 hours. For patients with complicated infections caused by organisms not highly susceptible, 500 mg may be administered every 12 hours.

Lower respiratory tract infections, skin and skin structure infections, and bone and joint infections may be treated with 500 mg every 12 hours. For more severe or complicated infections, a dosage of 750 mg may be given every 12 hours.

The recommended dosage for infectious diarrhea is 500 mg every 12 hours.

In patients with renal impairment, some modification of dosage is recommended (SEE DOSAGE AND ADMINISTRATION SECTION IN FULL PRESCRIBING INFORMATION).

HOW SUPPLIED

Cipro[®] (ciprofloxacin HCl/Miles) is available as tablets of 250 mg, 500 mg, and 750 mg in bottles of 50, and in Unit-Dose packages of 100 (SEE FULL PRESCRIBING INFORMATION FOR COMPLETE DESCRIPTION).

*Due to susceptible strains of indicated pathogens. See Indicated organisms in Prescribing Information.

For further information, contact the Miles information Service:
1-800-642-4776. In VA, call collect: 703-391-7888.



© April 1989, Miles Inc. Printed in U.S.A. C09618 MIL-6019

COMMITTED TO THERAPEUTIC EFFICIENCY

Miles Inc.
Pharmaceutical Division
400 Morgan Lane
West Haven, CT 06516