

The Journal of Laryngology and Otology

EDITED BY

A. LOGAN TURNER AND J. S. FRASER

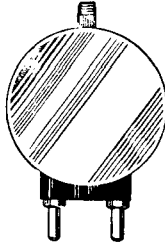
Contents

LARYNGECTOMY FOR CANCER OF THE LARYNX	LIONEL COLLEDGE	
ON OBSERVATION	ERNEST B. WAGGETT	
PERFORATION OF THE PITUITARY FOSSA BY A SEPTIC LESION OF THE SPHENOIDAL SINUS ASSOCIATED WITH RECENT EPILEPSY AND INSANITY	F. A. PICKWORTH	
DEEP X-RAY AND RADIUM THERAPY IN RELATION TO THE MOUTH AND UPPER RESPIRATORY TRACT	{ W. L. WATT N. S. FINZI	
SOCIETIES' PROCEEDINGS:—		
ROYAL SOCIETY OF MEDICINE—SECTION OF LARYNGOLOGY.		
THE SCOTTISH SOCIETY OF OTOTOLOGY AND LARYNGOLOGY.		
ABSTRACTS:—		
THE EAR.	THE NOSE.	MISCELLANEOUS.
OBITUARY: W. GORDON HOLMES.		
REVIEWS OF BOOKS.	GENERAL NOTES.	

Edinburgh: Oliver and Boyd
London: 33 Paternoster Row

Monthly, 4/- net

Annual Subscription, 40/- net



The Sonomax Sound Amplifier

THE SONOMAX FORTIPHONE FOR THE DEAF

THE SONOMAX FORTIPHONE, made by the famous electrical firm of Siemens and Halske, marks a new advance in the development of Electrical Hearing Aids for the Deaf. Its unique feature is the Sonomax "waistcoat-pocket" Sound Amplifier. This is an entirely new invention and a genuine achievement in electrical science. Weighing less than 3 oz., it is not excelled in amplifying power by cumbersome box devices weighing several lbs. This tiny Amplifier, in conjunction with an exceptionally sensitive transmitter and an earpiece of new design, enables even the *very* deaf to hear voices, music, etc., clearly and enjoyably without embarrassment or discomfort. The whole apparatus, with the exception of the earpiece, can be concealed upon the person without interference with its efficiency.

The Sonomax Fortiphone is essentially an aid for the very deaf. For "average" deafness the Midget Fortiphone usually suffices. Both the Sonomax Fortiphone and the Midget Fortiphone are

Approved and recommended by leading Aurists

Full particulars will gladly be sent and arrangements made for a trial of the Fortiphone, upon request.

Please write to

FORTIPHONE LIMITED

LANGHAM HOUSE (Dept. 91)

308 REGENT STREET, LONDON, W. 1

The Journal of Laryngology and Otology

(Founded in 1887 by MORELL MACKENZIE and NORRIS WOLFENDEN)

EDITED BY

A. LOGAN TURNER AND J. S. FRASER

ASSISTED BY

DOUGLAS GUTHRIE AND WALTER HOWARTH

1. Original Articles are accepted on the condition that they have not been published elsewhere.
2. Manuscripts should be typewritten, on one side only of the paper, and well spaced.
3. Galley proofs and engraver's proofs of illustrations are sent to the author. Corrections, which should be kept to a minimum, must be clearly marked and no additional matter should be added.
4. The order for reprints should be sent when returning galley proofs, and for this purpose special forms are supplied, on which the price of the reprints is stated.
5. Authors of Original Communications on Oto-Laryngology in other Journals are invited to send a copy, or two reprints, to the *Journal of Laryngology*. If they are willing, at the same time, to submit their own abstract (in English, French, Italian, or German) it will be welcomed.
6. Editorial Communications should be addressed to "EDITORS, *Journal of Laryngology*, c/o Messrs OLIVER AND BOYD, Tweeddale Court, Edinburgh."
7. The Annual Subscription is Forty Shillings, post free, and is payable in advance.
8. Single copies of back numbers, both of the present and the previous series, are on sale at Four Shillings each.
9. An Annual Subscription can be commenced with any number of the Journal, and the preceding numbers of the current year can be purchased at Four Shillings each.

UNITED STATES OF AMERICA

Orders for this Journal, for single parts or yearly subscriptions, can be sent either through a local bookseller, or to Messrs G. E. STECHERT & Co., 31-33 East 10th Street, New York.

Just Published. Second Edition. Fully Revised and Enlarged.
Demy 8vo, 464 pp. 234 Text Illustrations and 12 Plates (of which 8 are in colour). 20s. net, Postage 9d.

DISEASES OF THE **NOSE, THROAT, AND EAR**

For Practitioners and Students

Edited by **A. LOGAN TURNER, M.D., LL.D., F.R.C.S.E.**
Consulting Surgeon, Ear and Throat Department, Royal Infirmary, Edinburgh

With the collaboration of

J. S. FRASER, M.B., F.R.C.S.E. **J. D. LITHGOW, M.B., F.R.C.S.E.**
W. T. GARDINER, M.C., M.B., F.R.C.S.E. **G. EWART MARTIN, M.B., F.R.C.S.E.**
 and **DOUGLAS GUTHRIE, M.D., F.R.C.S.E.**

"May confidently be recommended for the use of students and practitioners."—*Lancet*.
 "Will prove of the greatest value."—*Journal of Laryngology and Otology*.

BRISTOL: JOHN WRIGHT & SONS LTD. LONDON: SIMPKIN & CO. LTD.

INSTRUMENTS AND EQUIPMENT FOR

Examination of Ear, Nose and Throat, Operation on Tonsils, Adenoids, Mastoid, Nasal Septum

As supplied to and used in

EAR, NOSE AND THROAT DEPARTMENT, ROYAL INFIRMARY, EDINBURGH
 THE EDINBURGH EYE, EAR AND THROAT INFIRMARY, ETC., ETC.

ALSO THE CHEVALIER JACKSON INSTRUMENTS

ARCHD. YOUNG & SON, 57-61 FORREST ROAD, EDINBURGH

Surgical Instrument Makers to Royal Infirmary, Edinburgh

'Phone: 20669.

Telegrams: "Bandage, Edinburgh," A.B.C. Code, 5th Ed.

CENTRAL LONDON THROAT, NOSE, AND EAR HOSPITAL GRAY'S INN ROAD

(Near King's Cross Stations)

DAILY CLINICS. LECTURES ON FRIDAYS, 4 p.m.
OVER 11,000 NEW PATIENTS LAST YEAR. 50,000 ATTENDANCES.
IN-PATIENT DEPARTMENT, 43 BEDS. In-Patient Operations Daily.
SPECIAL INTENSIVE COURSE OF LECTURES AND DEMONSTRATIONS
 (including Operative Surgery Course; Peroral Endoscopy Class and
 Pathology Class, especially suitable for D.L.O. Students), in co-operation
 with the Fellowship of Medicine, twice yearly—May and October.
COURSE IN METHODS OF EXAMINATION & DIAGNOSIS at frequent intervals.

SURGEONS

Dr ANDREW WYLIE Mr NICOL RANKIN
 Dr DAN MCKENZIE Mr ARCHER RYLAND
 Mr HAROLD KISCH Mr F. W. WATKYN-THOMAS

ASSISTANT SURGEONS

Mr C. GILL-CAREY Mr ARMOUR BROWN
 Mr J. D. MCLAGGAN

CLINICAL ASSISTANTS

Are appointed from among those duly qualified gentlemen who have been enrolled
 as Post-Graduate Students of the Hospital.

FEES

For attendance on the practice of the Hospital—

Three months 5 guineas | Six months 8 guineas

Special Intensive Course.—

Clinical Course, £5, 5s., Operative Surgery, £7, 7s., Endoscopy, £6, 6s.,
 Pathology, £4, 4s.


Further particulars on application to

ARCHER RYLAND, F.R.C.S.Ed.,

Dean.

RICHARD KERSHAW,

Secretary-Superintendent.



CHEVALIER JACKSON'S INSTRUMENTS FOR ŒSOPHAGOSCOPY, LARYNGOSCOPY, AND BRONCHOSCOPY

New Models as made for Walter G. Howarth, F.R.C.S.

Each Instrument is made in accordance with the details of Chevalier Jackson's most recent models, and each is supplied with a *spare light carrier*, i.e., 2 light carriers and 2 lamps. All the models have been redesigned with a view to rendering them more easily cleansed; all the crevices and corners for the dirt have been taken away.

To ensure better visibility the tips of the forceps are *black*.

The Howarth-Jackson's Instruments are **less expensive than other American or English models**, and a further economy has been effected by rendering the instrument tips interchangeable, thus reducing the number of forceps handles and tips required.

The lamps are 2.5 volt and more durable than the usual models.

Manufactured only by


DOWN BROS., L^{TD}.

SURGICAL INSTRUMENT MAKERS

21 and 23 ST THOMAS'S STREET

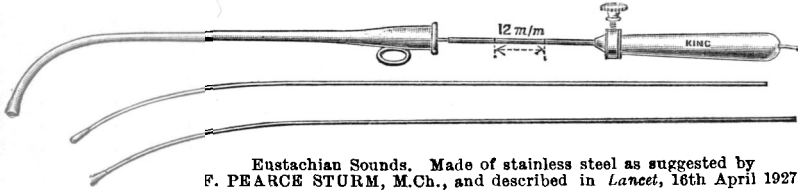
LONDON, S.E. 1

(Opposite Guy's Hospital)



Telegrams—"DOWN, LONDON."

Telephone—HOP 4400 (4 lines).



Eustachian Sounds. Made of stainless steel as suggested by F. PEARCE STURM, M.Ch., and described in *Lancet*, 16th April 1927.

A. CHARLES KING, LTD.

SURGICAL INSTRUMENT MAKERS

34 DEVONSHIRE STREET, LONDON, W.1

Telephone—Langham 2264

EAR-MICROSCOPE

according to E. Lüscher

magnifying 10-50 fold

Described in the "Zeitschrift für Hals- Nasen und Ohrenheilkunde," Vol. 17, 1927, page 403.

LAMP FOR LARYNGOSCOPY AND GENERAL CLINICAL EXAMINATION

according to Siegrist-Siebenmann

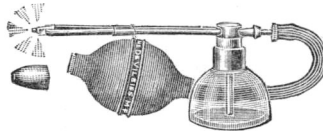
HAAG-STREIT BERNE

Manufacturer of Optical—Medical—Instruments

Please ask
for detailed
Prospectus

DeVILBISS SPRAY No. 15

FULLY
GUARANTEED



FOR ALL
PURPOSES

For Spraying the Nose and Throat with Oils and Aqueous Solutions

Important

The adjustable tip permits spraying in any direction, and is especially important when the bronchial tubes or the post-nasal cavities are to be treated.

When prescribing, please specify

“DeVilbiss Spray No. 15”

(of all Chemists and Surgical Instrument makers)

Complete illustrated Catalogue from

DeVILBISS, CO., LTD., WEST DRAYTON, MIDDLESEX

CONTENTS

	PAGE
LARYNGECTOMY FOR CANCER OF THE LARYNX. Lionel Colledge, F.R.C.S.	161
ON OBSERVATION. Ernest B. Waggett, D.S.O., M.B.	173
PERFORATION OF THE PITUITARY FOSSA BY A SEPTIC LESION OF THE SPHENOIDAL SINUS ASSOCIATED WITH RECENT EPILEPSY AND INSANITY. F. A. Pickworth, M.B., B.Sc.	186
DEEP X-RAY AND RADIUM THERAPY IN RELATION TO THE MOUTH AND UPPER RESPIRATORY TRACT. W. L. Watt, M.D., and N. S. Finzi, M.B.	191
SOCIETIES' PROCEEDINGS—	
Royal Society of Medicine—Section of Laryngology	198
The Scottish Society of Otology and Laryngology	210
ABSTRACTS—	
The Ear	224
The Nose	230
Miscellaneous	233
REVIEWS OF BOOKS	234
OBITUARY: W. Gordon Holmes	237
GENERAL NOTES	238

An Effective Blood Coagulant for Oral Use

A simple and effective method of guarding against the risk of excessive bleeding is to give an oral dose of Hemoplastin about three hours before operation.

Hitherto administered hypodermically only, Hemoplastin has recently been found to shorten the coagulation time of the blood if given orally, though the dose is slightly larger and the action somewhat slower. The convenience of the oral method is obvious, for not only are the inconveniences of injection eliminated but the risks of reaction, protein shock or serum sickness are avoided.

Hemoplastin is a sterile fluid derived from equine and bovine sera and owes its activity to the presence of thrombokinase and prothrombin. Its efficiency is established by physiological test before issue.

HEMOPLASTIN (ORAL)

Supplied in bulbs of 5 c.c. (also in bulbs of 2 c.c. for hypodermic injection).

PARKE, DAVIS & COMPANY



50 BEAK ST., LONDON, W.1.